



US00D907572S

(12) **United States Design Patent** (10) **Patent No.:** **US D907,572 S**
Merrill et al. (45) **Date of Patent:** **** Jan. 12, 2021**

- (54) **BATTERY PACK**
- (71) Applicant: **DURACELL U.S. OPERATIONS, INC.**, Wilmington, DE (US)
- (72) Inventors: **Brien Merrill**, New Fairfield, CT (US); **Francisco Jose Restrepo**, Fairfield, CT (US)
- (73) Assignee: **DURACELL U.S. OPERATIONS, INC.**, Wilmington, DE (US)
- (**) Term: **15 Years**
- (21) Appl. No.: **29/607,907**
- (22) Filed: **Jun. 16, 2017**
- (51) **LOC (13) Cl.** **13-02**
- (52) **U.S. Cl.**
USPC **D13/103**
- (58) **Field of Classification Search**
USPC D13/102-108, 110, 118-121, 184, 199
CPC Y02E 60/12; Y02E 60/122; Y02E 60/124;
Y02E 60/50; H01M 2/02; H01M 2/022;
H01M 2/0202; H01M 2/0207; H01M 2/0212;
H01M 2/1061; H01M 2/1022; H01M 2/1055;
H01M 2/1066; H01M 2/105; H01M 2/204; H01M 10/4257;
H01M 10/0436; H01M 10/48
See application file for complete search history.

- D762,564 S * 8/2016 Patton D13/103
- D816,607 S * 5/2018 Roberts D13/108
- D844,557 S * 4/2019 Wang D13/103

OTHER PUBLICATIONS

Product GA009-BR (mobile battery), Amadana Corp., downloaded from the Internet at: <https://web.archive.org/web/20121001000246/http://store.amadana.com/shop/amadana/モバイルバッテリー/2/item/view/shop_product_id/353/category_id/13>, published on Feb. 4, 2013.
Japanese Patent Application No. 2017-027496, Notification of Reasons for Refusal, dated Dec. 11, 2018.

* cited by examiner

Primary Examiner — Rosemary K Tarcza
(74) *Attorney, Agent, or Firm* — Marshall, Gerstein & Borun LLP

(57) **CLAIM**

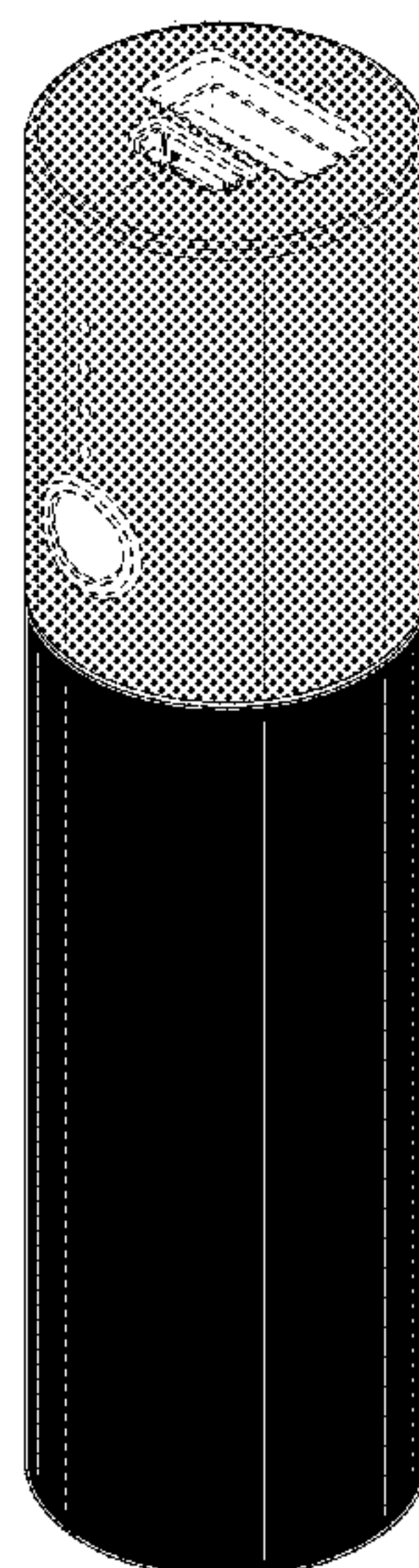
The ornamental design for a battery pack, as shown and described.

DESCRIPTION

The file of this patent contains at least one drawing/photograph executed in color. Copies of this patent with color drawing(s)/photograph(s) will be provided by the Office upon request and payment of the necessary fee.
FIG. 1 is a top perspective view of a battery pack, showing our new ornamental design;
FIG. 2 is a front view thereof;
FIG. 3 is a back view thereof;
FIG. 4 is a left-side view thereof;
FIG. 5 is a right-side view thereof;
FIG. 6 is a top view thereof; and,
FIG. 7 is a bottom view thereof.
The broken lines shown in the drawings are included for the purpose of illustrating environmental structure or boundaries that form no part of the claimed design.

1 Claim, 6 Drawing Sheets
(6 of 6 Drawing Sheet(s) Filed in Color)

- (56) **References Cited**
U.S. PATENT DOCUMENTS
D577,333 S * 9/2008 Daniel D13/103
D633,035 S * 2/2011 Heine D13/103
D686,155 S * 7/2013 Nguyen D13/103
D716,729 S * 11/2014 Kelly D13/110
D730,282 S * 5/2015 Miller D13/103
D733,050 S * 6/2015 Chiang D13/103
D735,661 S * 8/2015 Miller H02J 7/0027
D13/108
D735,663 S * 8/2015 Miller D13/103



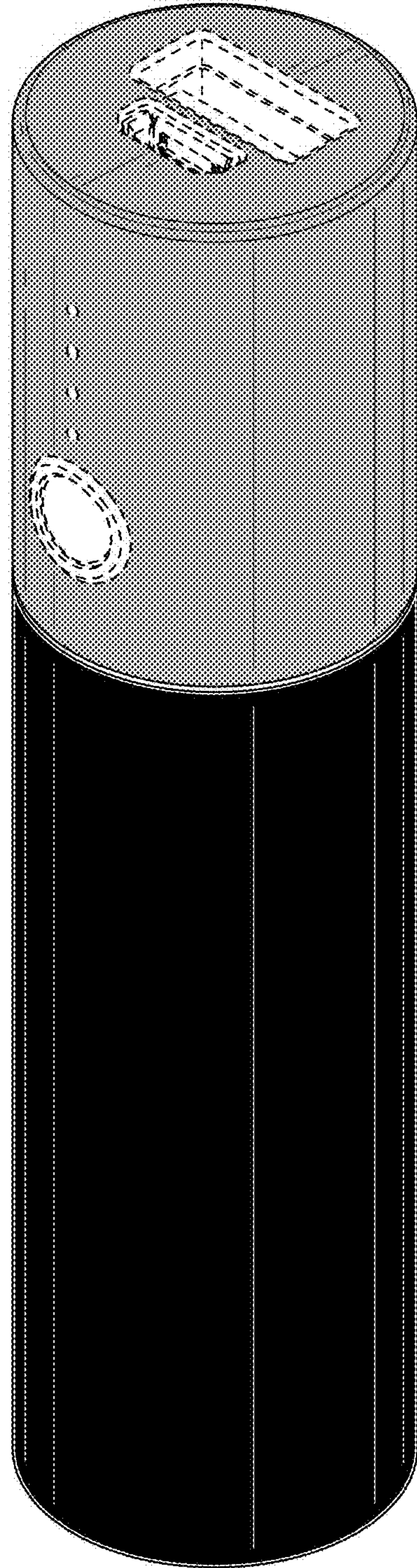


FIG. 1




FIG. 2




FIG. 3




FIG. 4




FIG. 5

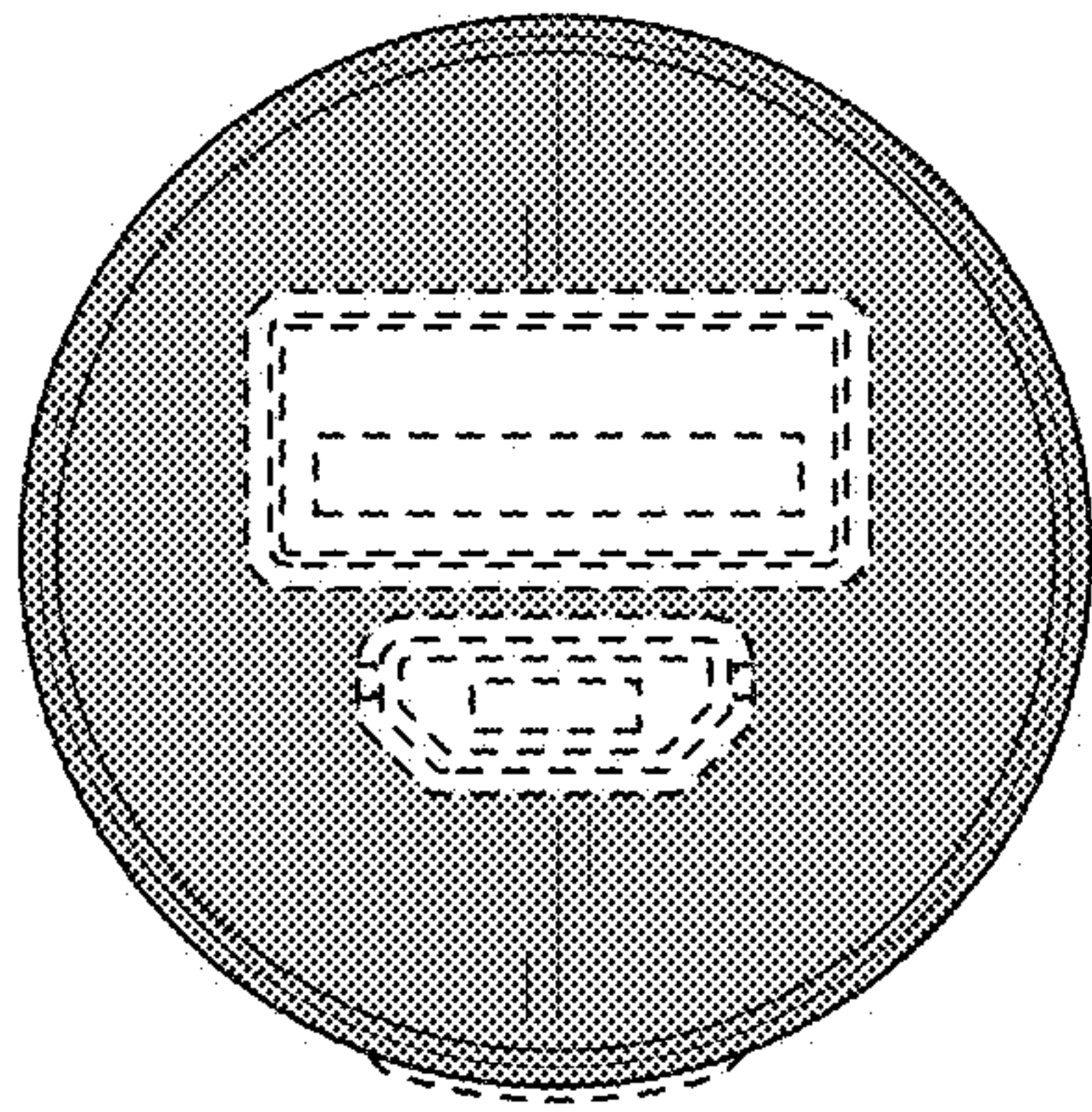


FIG. 6

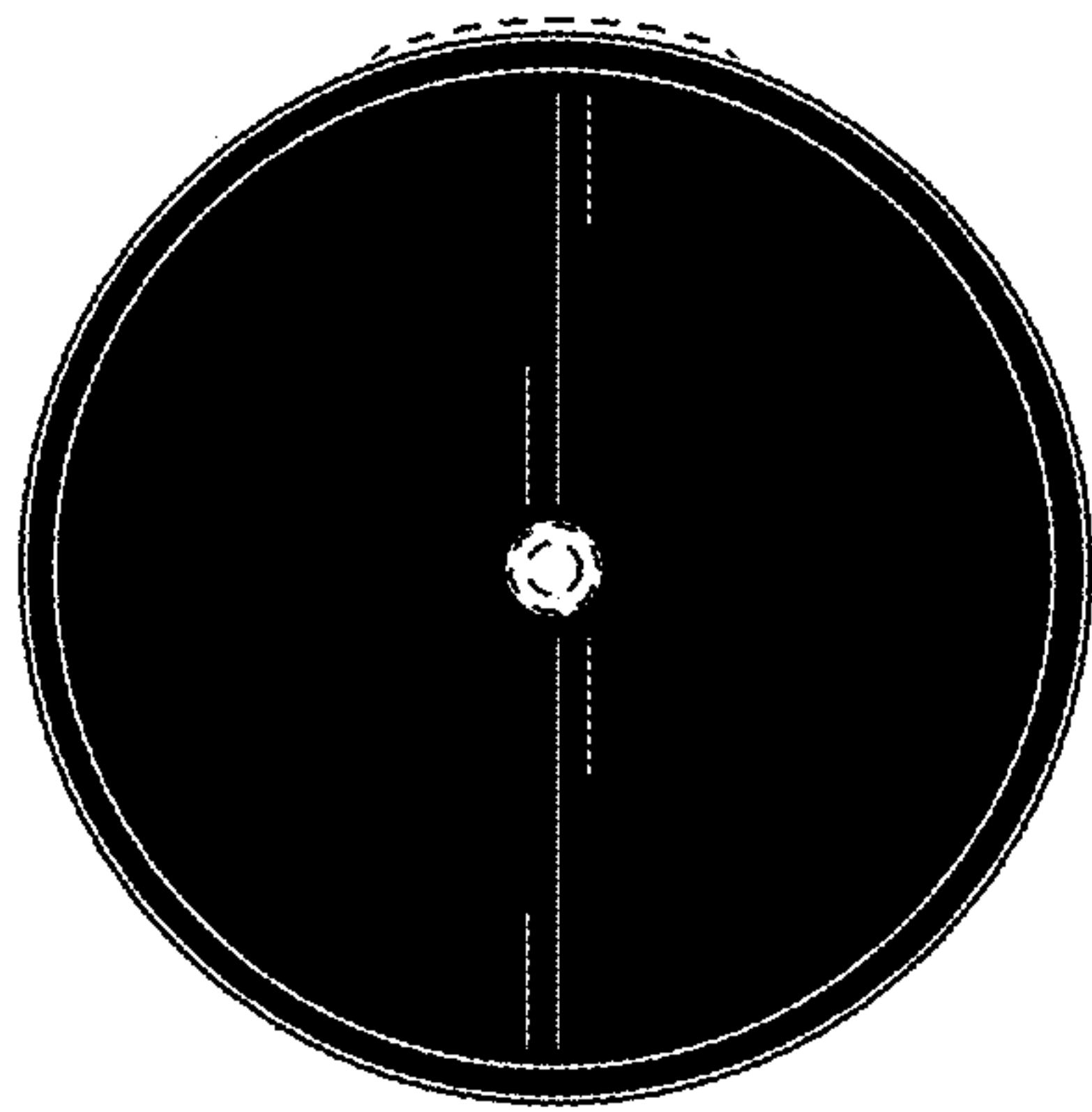


FIG. 7