



US00D907534S

(12) **United States Design Patent**
Ying

(10) **Patent No.:** **US D907,534 S**

(45) **Date of Patent:** **** Jan. 12, 2021**

- (54) **MOTORCYCLE**
- (71) Applicant: **Zhejiang Apollo Motorcycle Manufacturing Co., Ltd., Zhejiang (CN)**
- (72) Inventor: **Er Ying, Zhejiang (CN)**
- (**) Term: **15 Years**
- (21) Appl. No.: **29/694,430**
- (22) Filed: **Jun. 11, 2019**
- (51) **LOC (13) Cl.** **12-11**
- (52) **U.S. Cl.**
USPC **D12/110**
- (58) **Field of Classification Search**
USPC D12/110, 111, 117; D21/432, 538
CPC B62K 11/00; B62K 11/02; B62K 11/04;
B62K 11/10; B62K 17/00; B62K 19/00;
B62K 2202/00
See application file for complete search history.

D526,249 S *	8/2006	Tanaka	D12/110
D549,136 S *	8/2007	Yu	D12/110
D559,155 S *	1/2008	Sakata	D12/110
D566,626 S *	4/2008	Sakata	D12/110
D581,840 S *	12/2008	Ichihara	D12/110
D590,302 S *	4/2009	Tanaka	D12/110
D594,784 S *	6/2009	Ichihara	D12/110
D598,330 S *	8/2009	Miyanishi	D12/110
D601,927 S *	10/2009	Watanabe	D12/110
D603,300 S *	11/2009	Fukuyama	D12/110
D609,609 S *	2/2010	Hayashi	D12/110
D609,610 S *	2/2010	Inose	D12/110
D621,301 S *	8/2010	Hayashi	D12/110
D632,226 S *	2/2011	Miyata	D12/110
D640,173 S *	6/2011	Oyanagi	D12/110
D665,706 S *	8/2012	Oyanagi	D12/110
D685,682 S *	7/2013	Matsumura	D12/110
D724,496 S *	3/2015	Takeda	D12/110
D735,086 S *	7/2015	Talios	D12/110
D735,087 S *	7/2015	Iimura	D12/110
D738,260 S *	9/2015	Akita	D12/110
D738,789 S *	9/2015	Inose	D12/110

(Continued)

Primary Examiner — Darlington Ly

(74) *Attorney, Agent, or Firm* — Prakash Nama; Global IP Services, PLLC

(56) **References Cited**

U.S. PATENT DOCUMENTS

D269,170 S *	5/1983	Aoyama	D12/110
D270,047 S *	8/1983	Kataoka	D12/110
D273,854 S *	5/1984	Ishiyama	D12/110
D384,600 S *	10/1997	Miwa	D12/110
D384,601 S *	10/1997	Hiruma	D12/110
D395,849 S *	7/1998	Maruyama	D12/110
D419,922 S *	2/2000	Yamase	D12/110
D430,822 S *	9/2000	Sakaguchi	D12/110
D482,639 S *	11/2003	Yamamoto	D12/110
D497,329 S *	10/2004	Yamamoto	D12/110
D497,330 S *	10/2004	Fukuyama	D12/110
D513,481 S *	1/2006	Lin	D12/110
D517,956 S *	3/2006	Kishi	D12/110
D523,783 S *	6/2006	Sugimoto	D12/110
D524,191 S *	7/2006	Sugimoto	D12/110


(57) **CLAIM**

The ornamental design for a motorcycle, as shown.

DESCRIPTION

FIG. 1 is a top, front, and left side perspective view of a motorcycle showing my new design;
 FIG. 2 is a top, rear, and right side perspective view thereof;
 FIG. 3 is a front elevation view thereof;
 FIG. 4 is a rear elevation view thereof;
 FIG. 5 is a right side elevation view thereof;
 FIG. 6 is a left side elevation view thereof; and,
 FIG. 7 is a top plan view thereof.

1 Claim, 7 Drawing Sheets



(56)

References Cited

U.S. PATENT DOCUMENTS

D754,567 S * 4/2016 Iimura D12/110
D792,287 S * 7/2017 Kobayashi D12/110
D798,195 S * 9/2017 Yu D12/110
D809,433 S * 2/2018 Kobayashi D12/110
D875,614 S * 2/2020 Akita D12/110
2013/0313034 A1* 11/2013 Matsushima F02M 35/0201
180/219
2015/0060178 A1* 3/2015 Matsushima F02M 35/048
180/219
2017/0057338 A1* 3/2017 Inagaki B60K 11/04

* cited by examiner



FIG. 1




FIG. 2

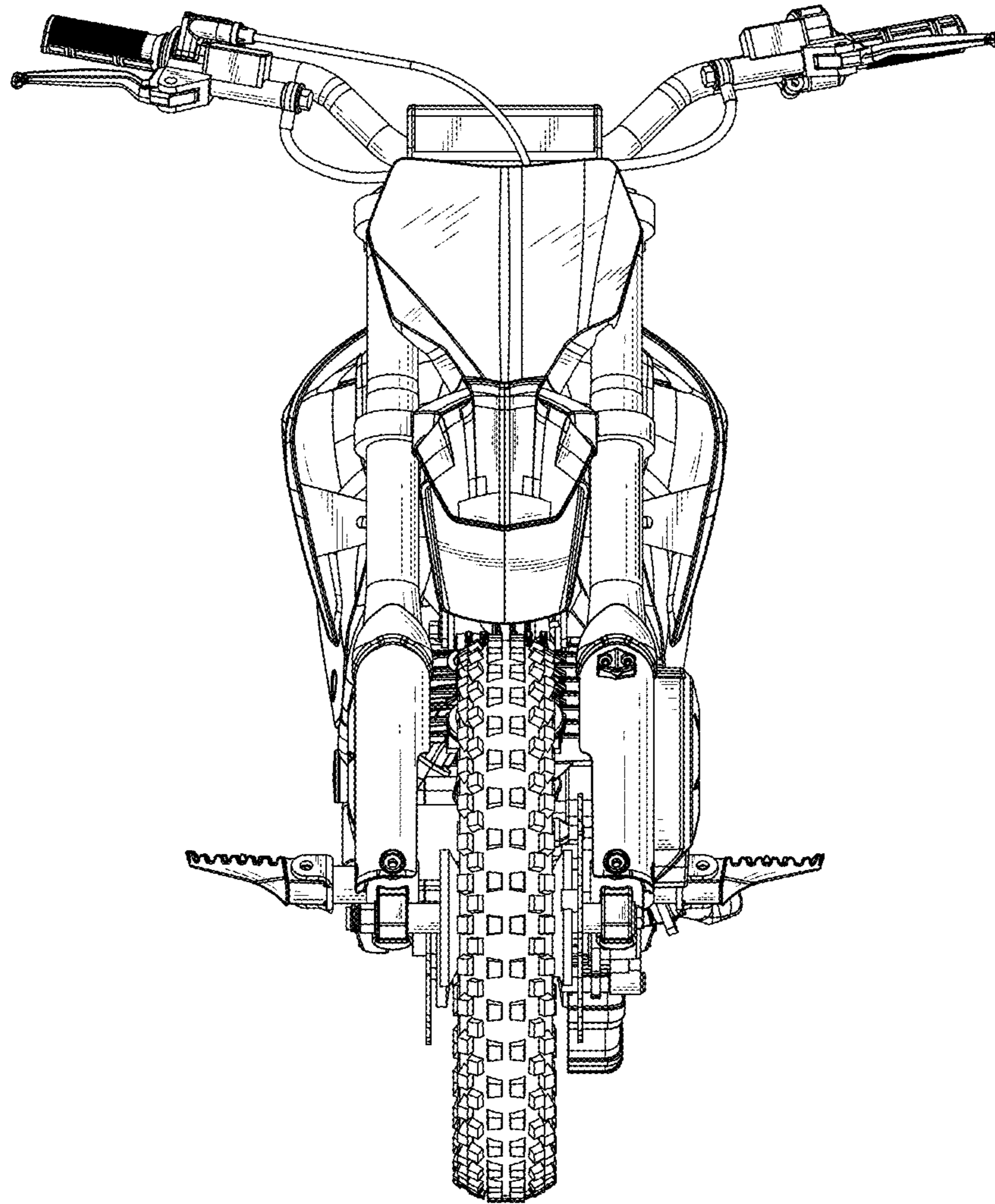


FIG. 3

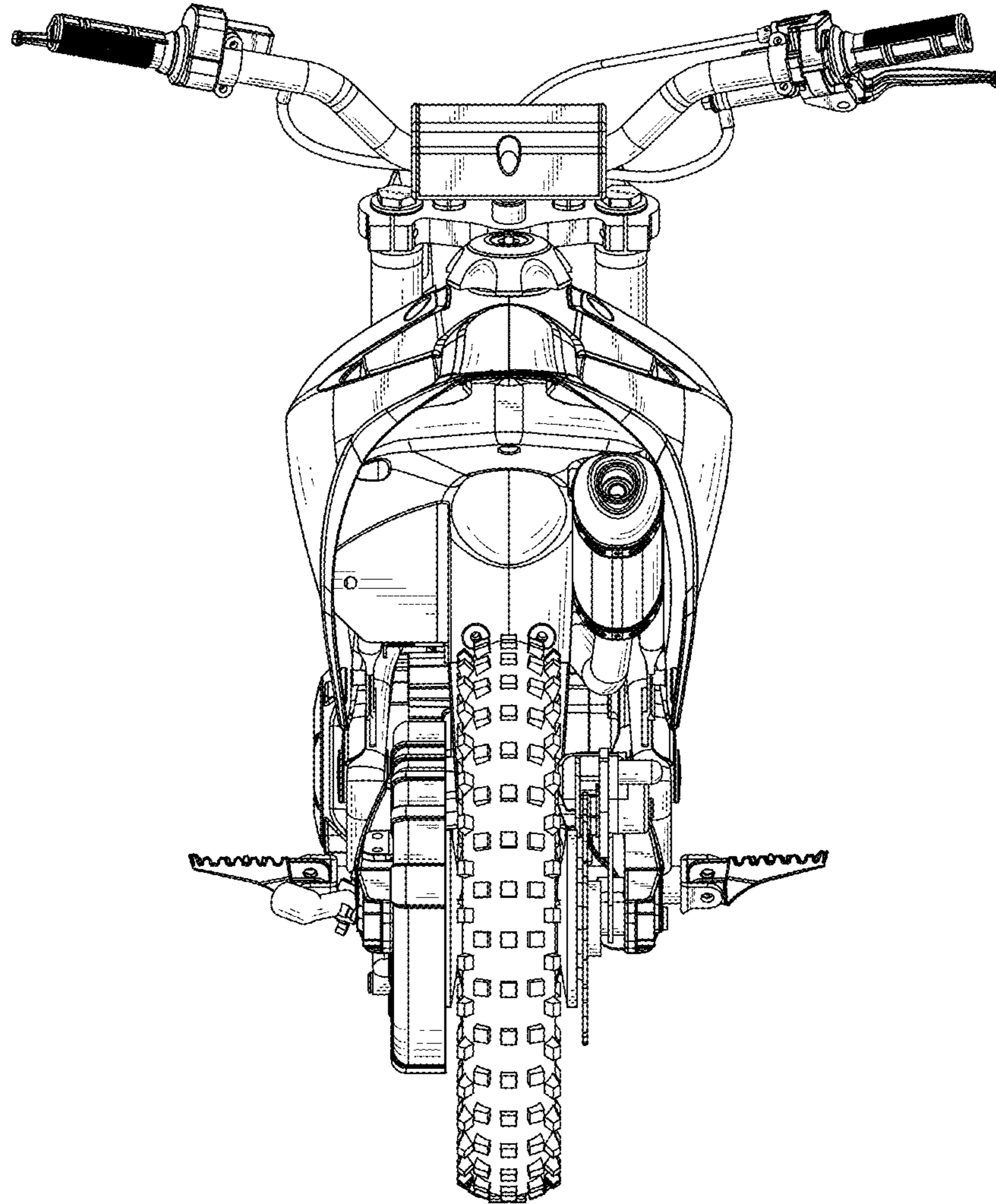


FIG. 4

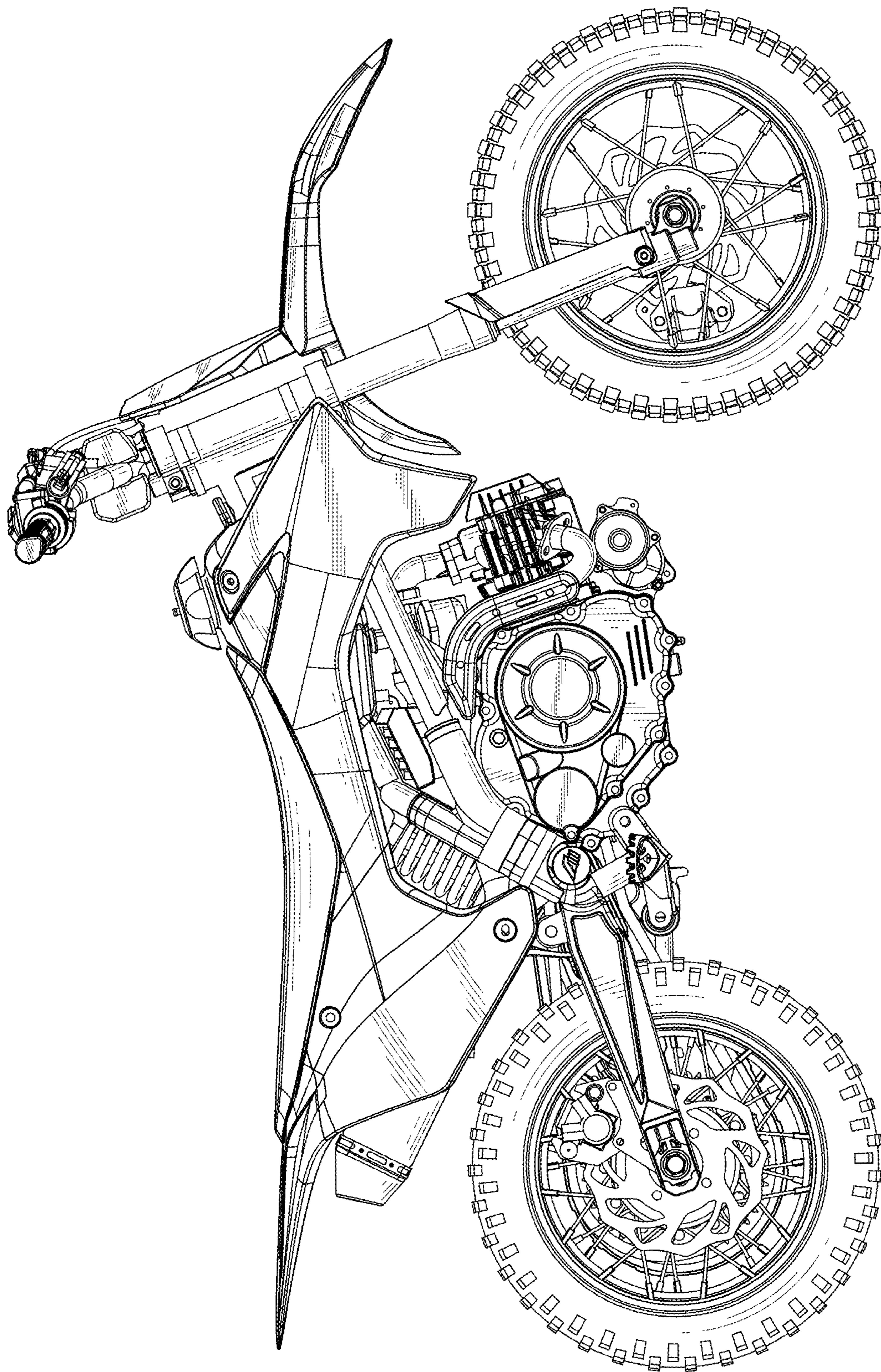


FIG. 5

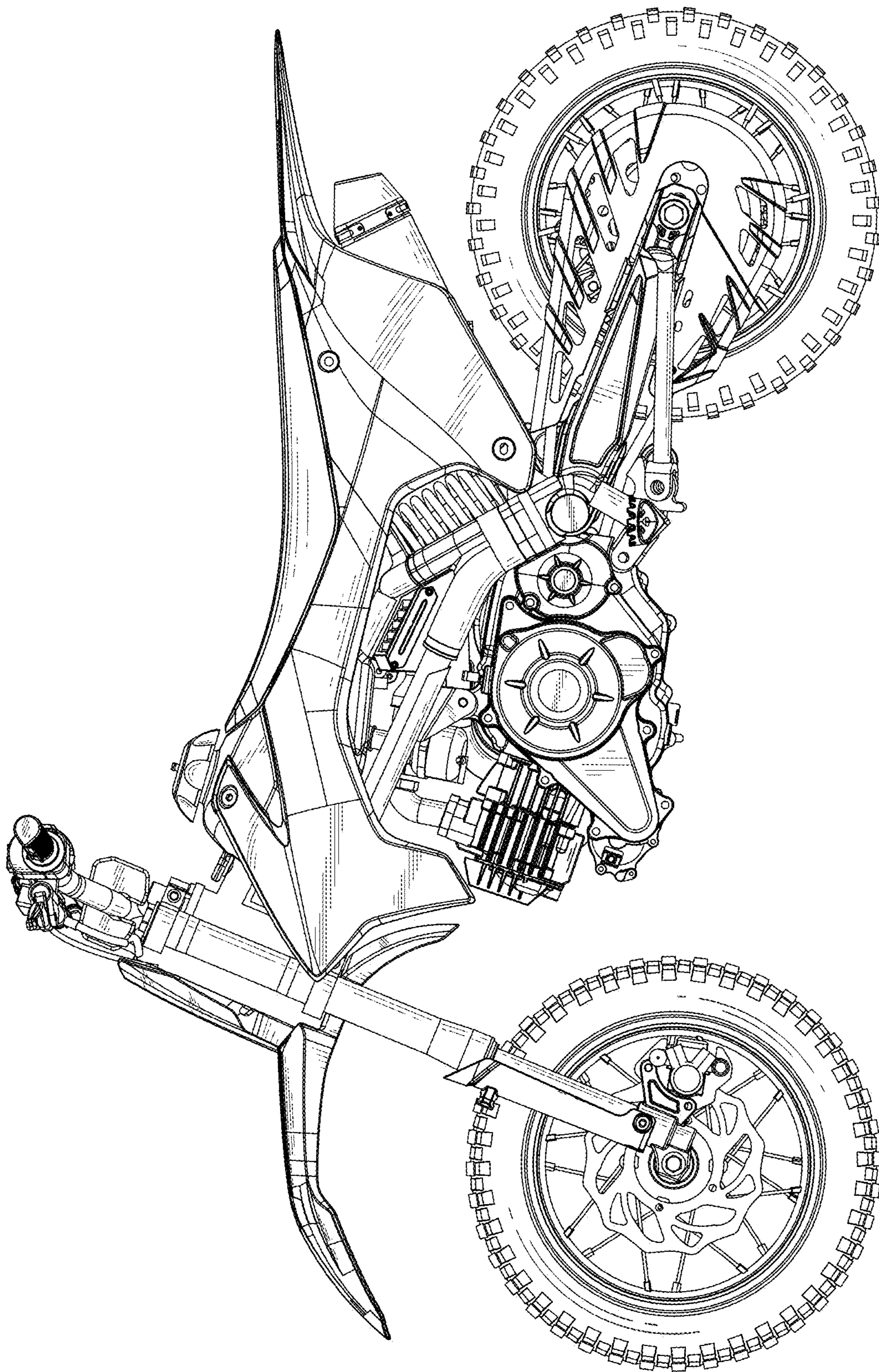


FIG. 6

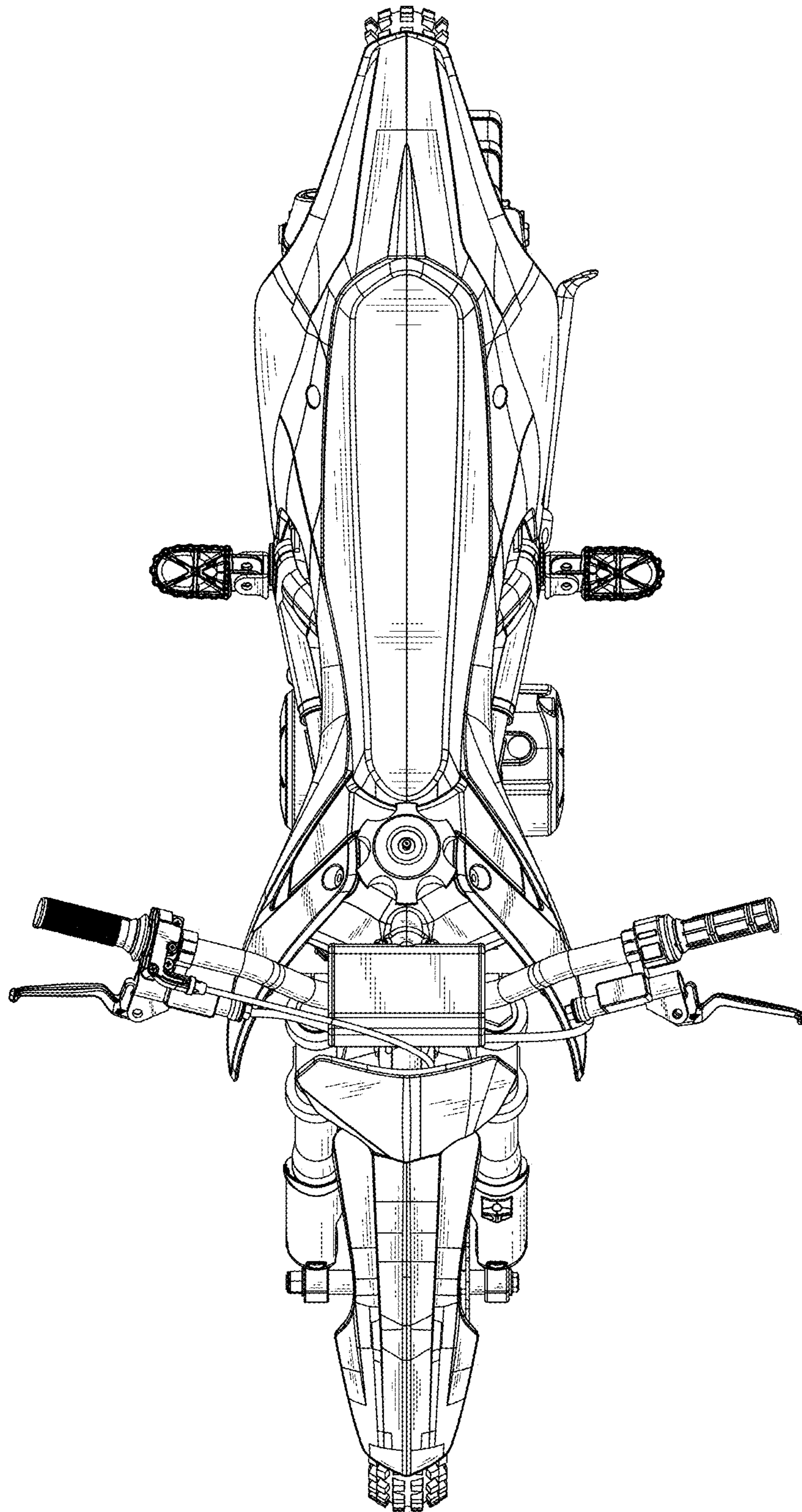


FIG. 7