



US00D907517S

(12) **United States Design Patent**  
**Gonzalez**

(10) **Patent No.:** **US D907,517 S**

(45) **Date of Patent:** **\*\* Jan. 12, 2021**

- (54) **CONSPICUITY DEVICE**
- (71) Applicant: **CSC Group LLC**, Waldwick, NJ (US)
- (72) Inventor: **Joseph A. Gonzalez**, Waldwick, NJ (US)
- (73) Assignee: **CSC Group LLC**, Waldwick, NJ (US)

D502,420 S *	3/2005	Dent	.....	D10/114.1
D596,063 S *	7/2009	Chen	.....	D10/114.1
D678,564 S *	3/2013	Janssen	.....	D26/28
D678,797 S *	3/2013	Ten Wolde	.....	D10/114.2
D709,221 S *	7/2014	Tsai	.....	D26/28
D813,073 S *	3/2018	Kuo	.....	D10/114.1
D860,847 S *	9/2019	Gonzalez	.....	D10/114.1

\* cited by examiner

(\*\*) Term: **15 Years**

*Primary Examiner* — George D. Kirschbaum

*Assistant Examiner* — Joseph J Kukella

(21) Appl. No.: **29/704,608**

(74) *Attorney, Agent, or Firm* — Winthrop & Weinstine, P.A.

(22) Filed: **Sep. 5, 2019**

**Related U.S. Application Data**

(62) Division of application No. 29/645,017, filed on Apr. 23, 2018, now Pat. No. Des. 860,847.

(51) **LOC (13) Cl.** ..... **10-05**

(52) **U.S. Cl.**  
USPC ..... **D10/114.1**

(58) **Field of Classification Search**  
USPC ..... D10/109.1, 109.2, 111, 113.2, 113.4,  
D10/114.1–115; D20/10, 13, 17, 22, 27,  
D20/41, 42

CPC .... G08G 1/0116; G08G 1/095; G08G 1/0145;  
G08G 1/166; G08G 1/09; G08G  
1/096783; E01F 9/654; E01F 9/688  
See application file for complete search history.

(56) **References Cited**

**U.S. PATENT DOCUMENTS**

D316,153 S *	4/1991	Lyons	.....	D10/114.1
D362,736 S *	9/1995	Leather	.....	D10/114.1

(57) **CLAIM**

The ornamental designs for a conspicuity device, as shown and described.

**DESCRIPTION**

FIG. 1 is a front view of an ornamental design for a conspicuity device in accordance with the present disclosure;

FIG. 2 is a rear view thereof;

FIG. 3 is a left-side view thereof;

FIG. 4 is a right-side view thereof;

FIG. 5 is a top view thereof;

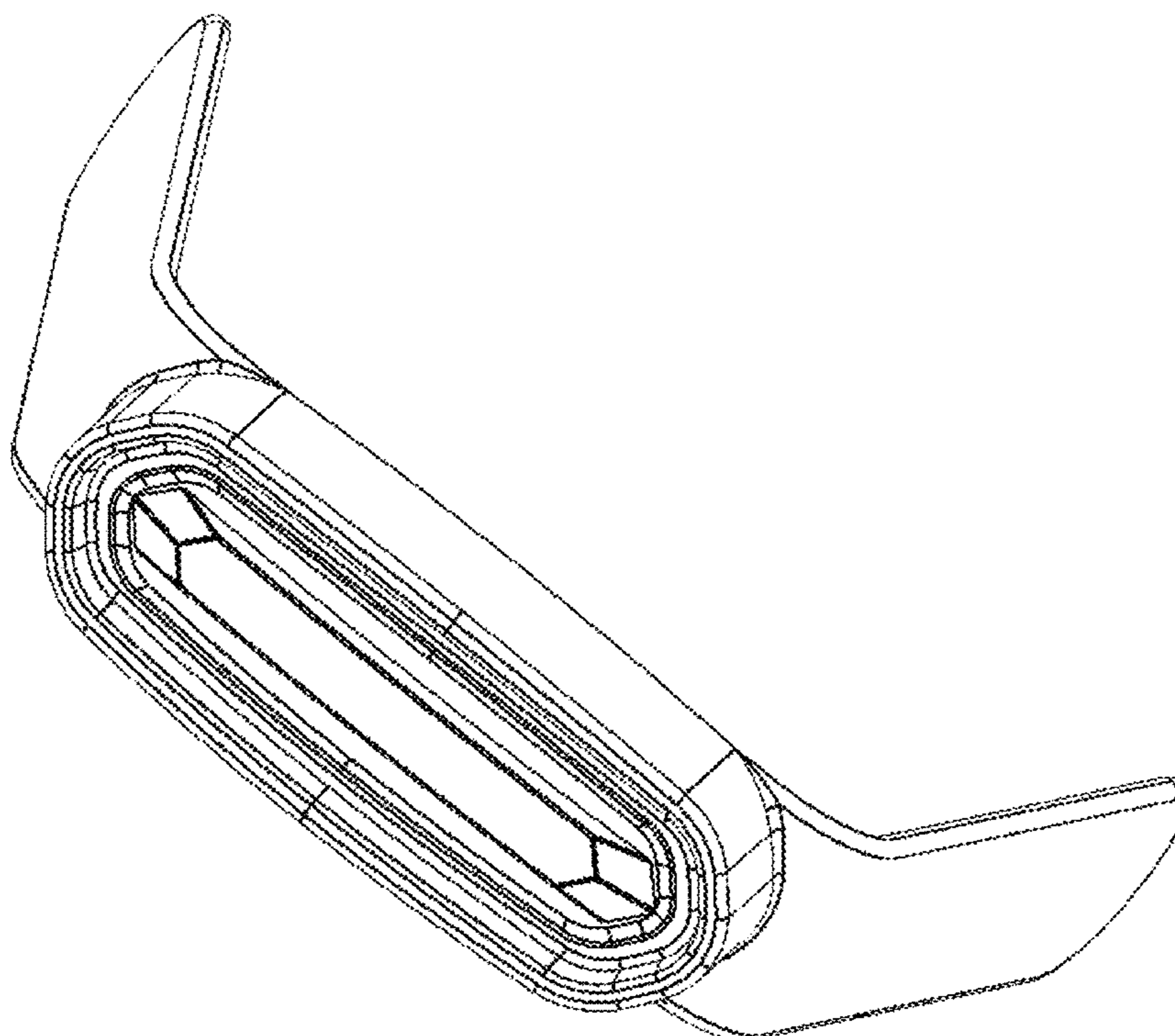
FIG. 6 is bottom view thereof;

FIG. 7 is a front upper perspective view thereof; and,

FIG. 8 is a rear upper perspective view thereof.

In the drawings, the broken lines depict portions of the conspicuity device that form no part of the claimed design.

**1 Claim, 6 Drawing Sheets**



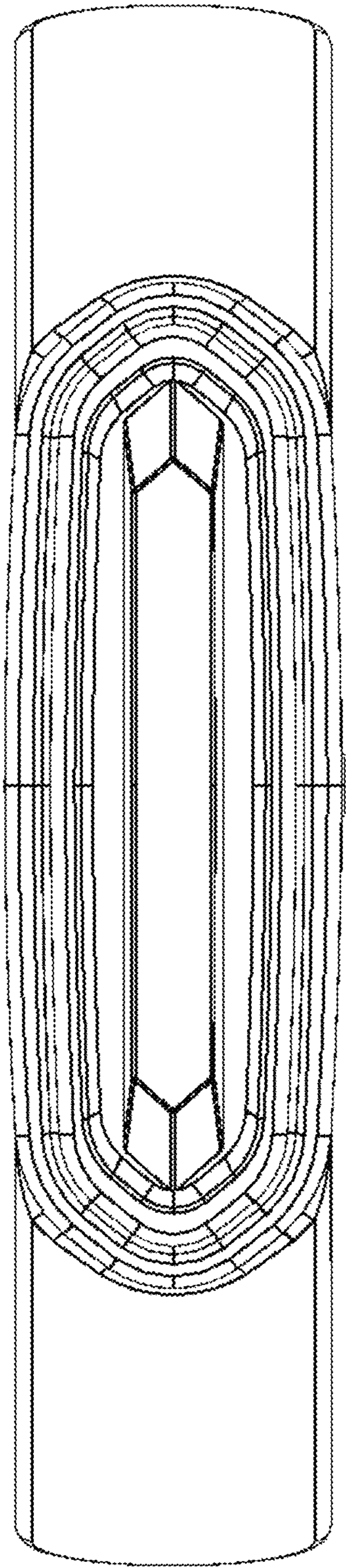


FIG. 1

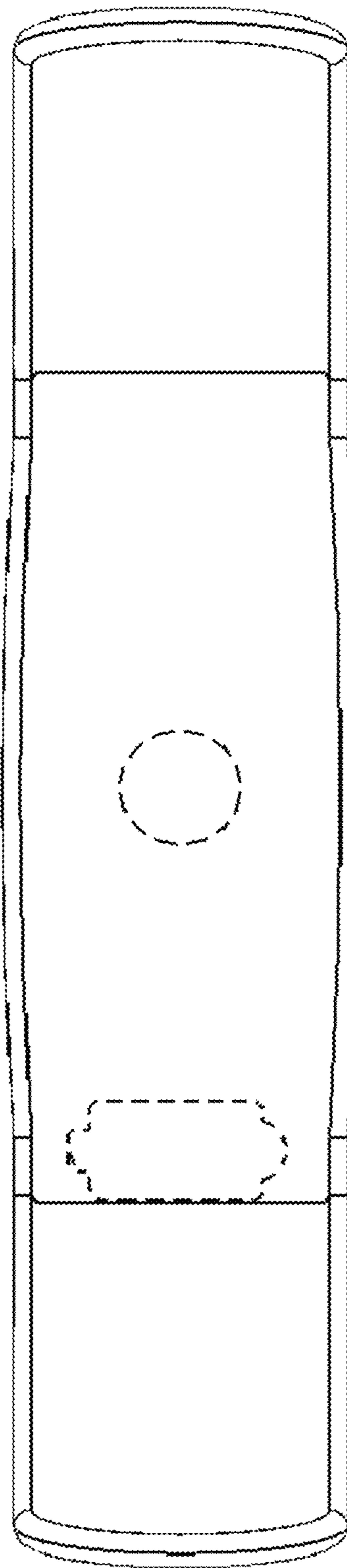


FIG. 2




FIG. 3




FIG. 4

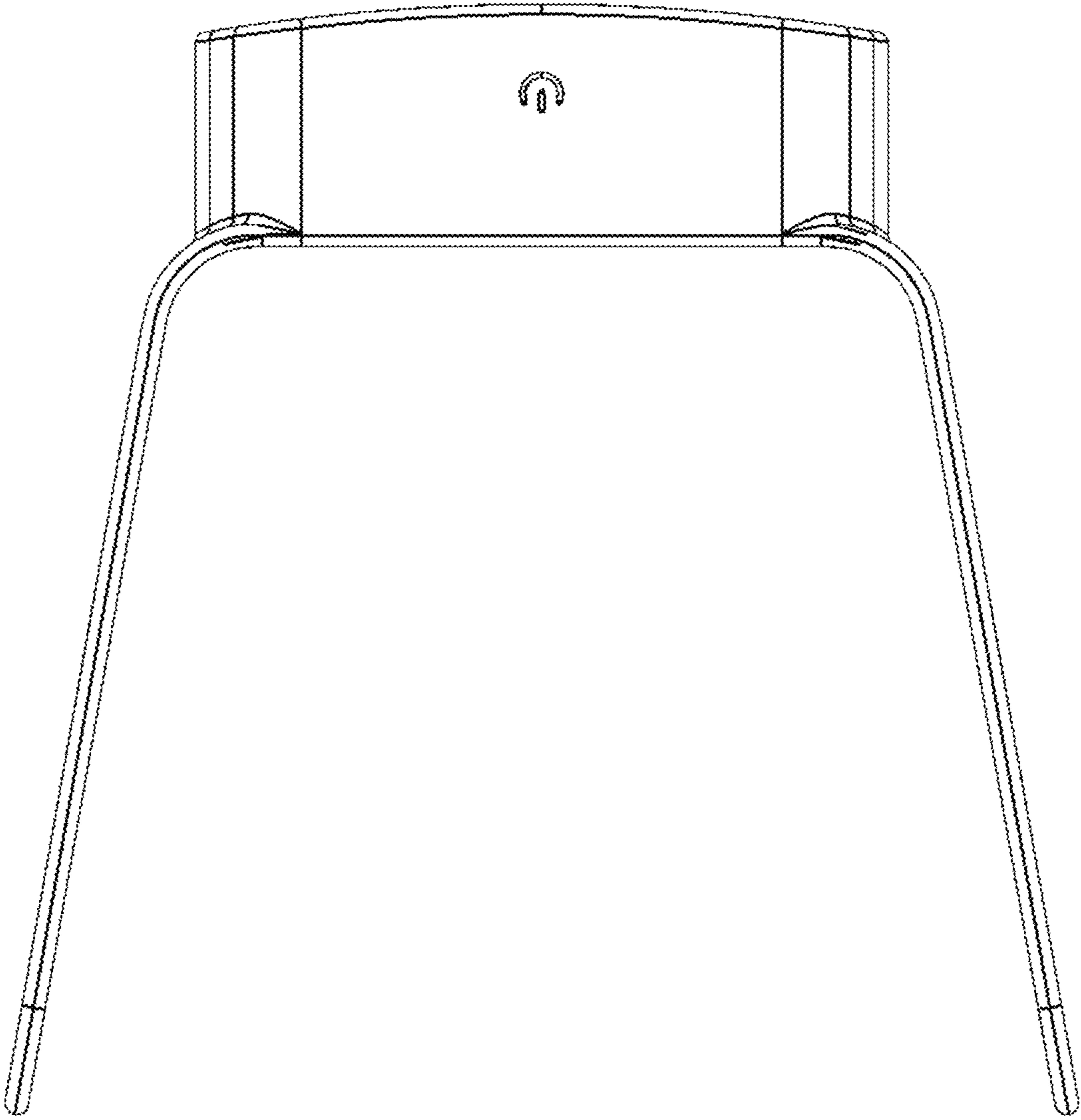


FIG. 5

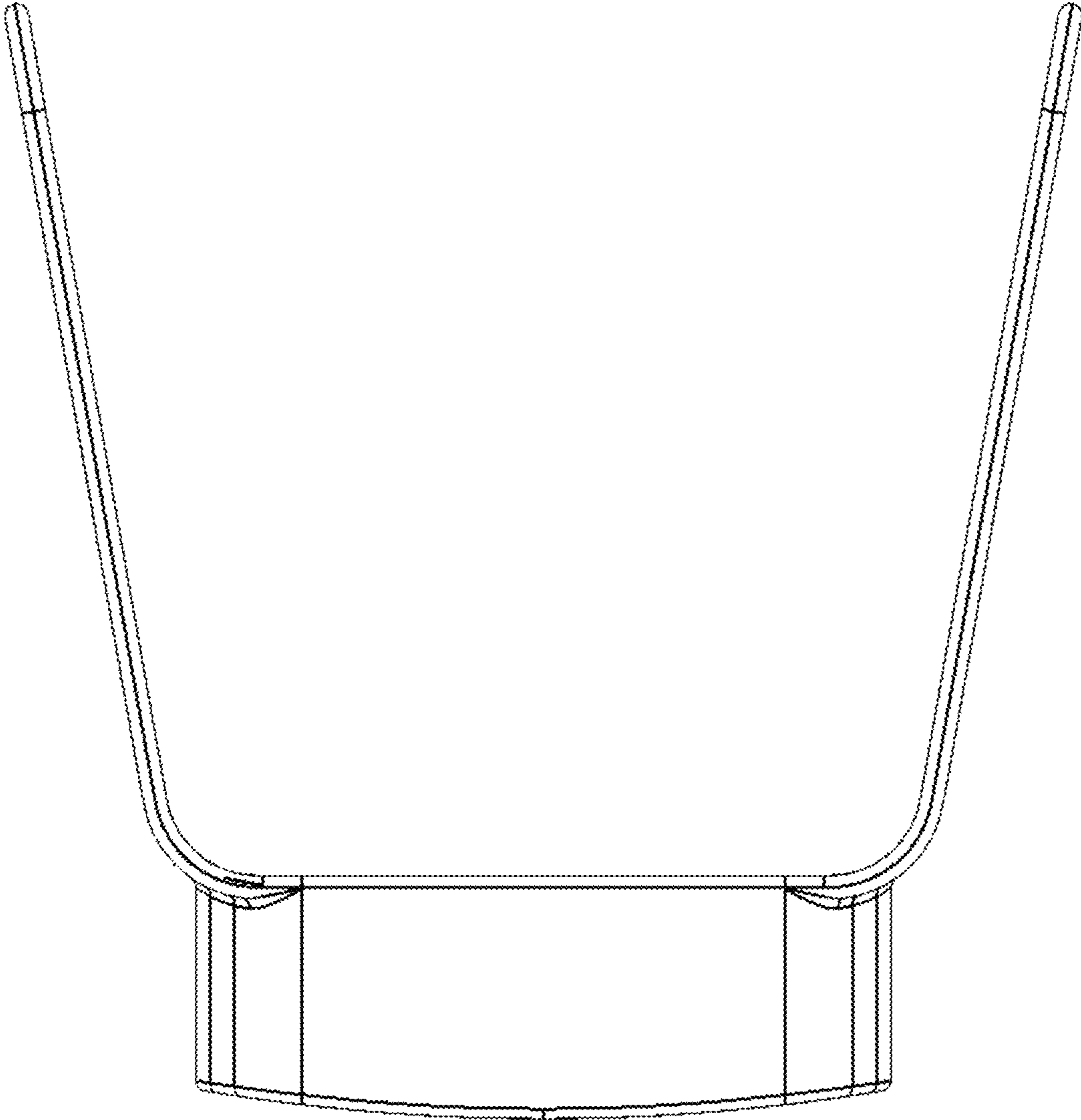


FIG. 6

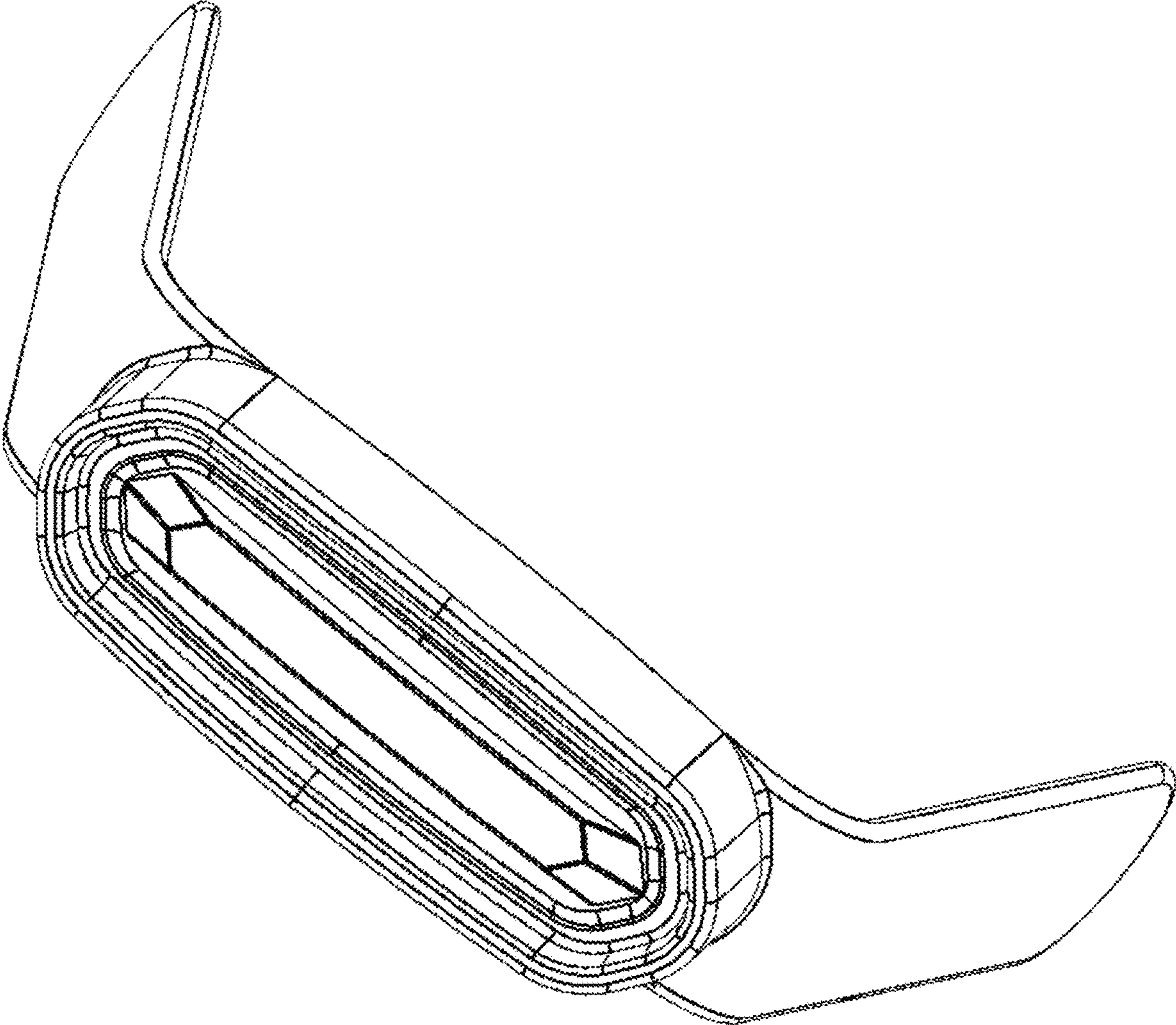


FIG. 7

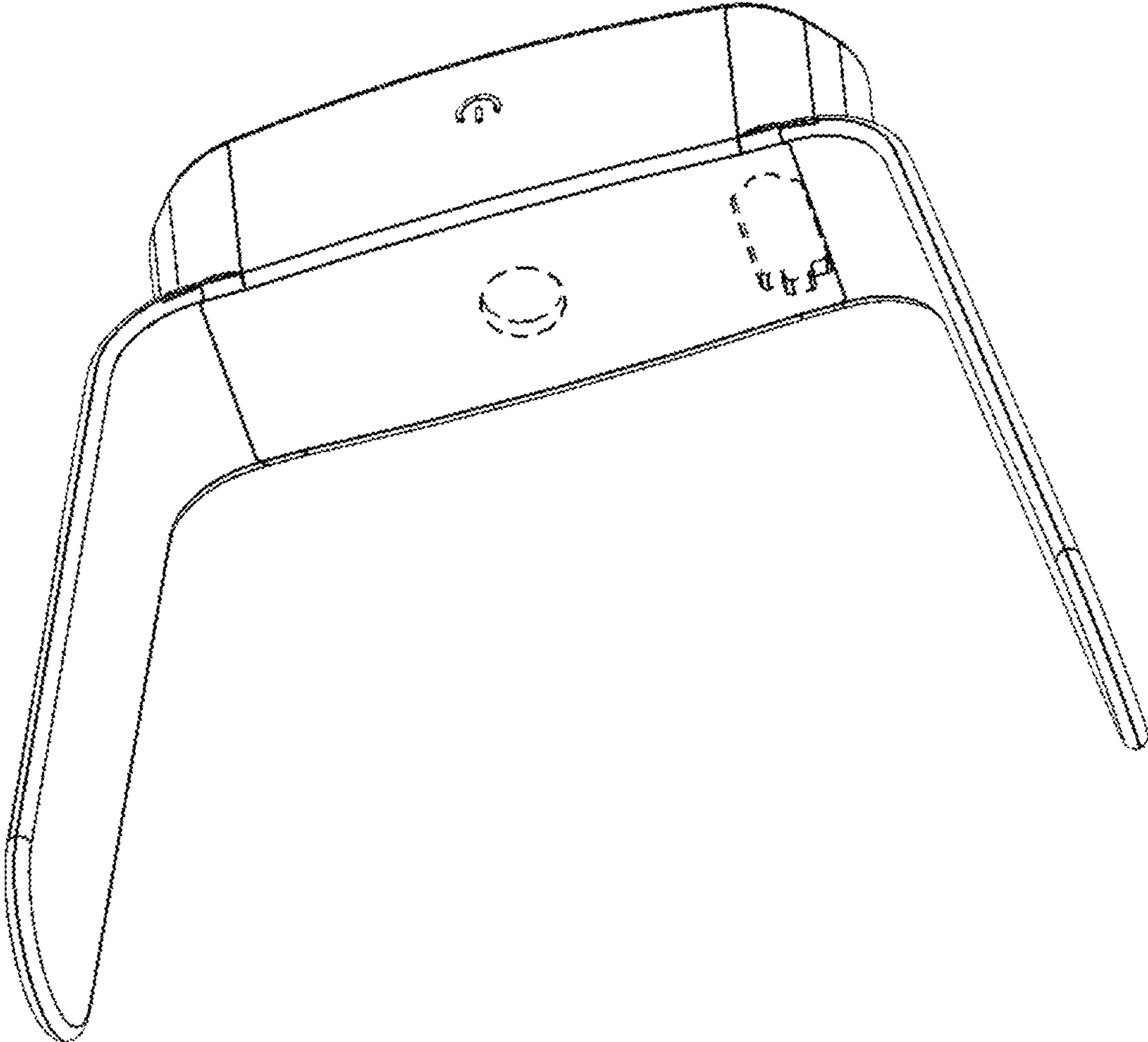


FIG. 8