



US00D907502S

(12) **United States Design Patent** (10) **Patent No.:** **US D907,502 S**
Kilduff et al. (45) **Date of Patent:** **** Jan. 12, 2021**

(54) **TUBE WITH CLOSURE** D65,326 S 7/1924 Cahalane
 1,509,008 A * 9/1924 Wallace B43K 5/06
 401/182

(71) Applicant: **POLLEN GEAR LLC**, Hermosa Beach, CA (US) 2,076,551 A 4/1937 Conner
 2,077,215 A 4/1937 Conner
 2,077,216 A 4/1937 Conner

(72) Inventors: **Edward Kilduff**, New York, NY (US); **Shane Grant Blomberg**, Brooklyn, NY (US) D165,034 S * 10/1951 Van Sciver D29/126
 2,642,041 A * 6/1953 Miessner B43K 5/18
 401/192
 2,652,030 A * 9/1953 Stiefel B43K 5/17
 401/102

(73) Assignee: **POLLEN GEAR LLC**, Hermosa Beach, CA (US) 2,711,766 A 6/1955 Archer et al.
 2,804,103 A 8/1957 Wall
 2,980,275 A 4/1961 Isak

(**) Term: **15 Years** 3,036,702 A * 5/1962 Davis A45D 40/14
 401/63

(21) Appl. No.: **29/677,870** 3,090,987 A 5/1963 Ruekberg
 3,311,248 A 3/1967 Marchant

(22) Filed: **Jan. 24, 2019** 3,369,543 A * 2/1968 Ronco B65D 47/42
 604/2

Related U.S. Application Data

(63) Continuation-in-part of application No. 29/658,079, filed on Jul. 27, 2018, which is a continuation-in-part of application No. 29/626,177, filed on Nov. 15, 2017, now Pat. No. Des. 886,635.

(51) **LOC (13) Cl.** **09-01**

(52) **U.S. Cl.**
 USPC **D9/504**; D9/454; D9/521

(58) **Field of Classification Search**
 USPC D9/434-435, 454, 500, 503-504, 516, D9/521, 529, 549, 558, 715; D3/203.2; D24/224; D27/183, 186, 189-191; D28/76, 88; D19/163, 185-186
 CPC B65D 1/00; B65D 1/02; B65D 1/0223; B65D 23/00; B65D 51/32; B65D 2501/00; B65D 2501/0009


See application file for complete search history.

3,601,250 A 8/1971 Merila
 D237,361 S 10/1975 Picker
 4,020,965 A 5/1977 Northup
 4,090,631 A 5/1978 Grussen
 4,221,495 A * 9/1980 Braun A45D 34/041
 401/213
 D260,731 S * 9/1981 Sarac 446/268
 4,393,974 A 7/1983 Levesque
 D272,723 S * 2/1984 Baker D9/529
 D277,788 S * 2/1985 Liston D24/224
 D287,570 S 1/1987 Olsen
 D299,973 S * 2/1989 Campello D28/7
 5,026,189 A * 6/1991 Keil B43K 17/00
 401/29
 D318,728 S * 7/1991 Braune D24/224
 D327,009 S * 6/1992 Poore D9/503
 D327,912 S * 7/1992 Tsai D19/163
 5,197,616 A 3/1993 Buono
 D343,699 S * 1/1994 Yang D28/88
 D354,907 S * 1/1995 Rosen D24/227
 5,676,480 A * 10/1997 Tosto A45D 19/02
 132/108

(56) **References Cited**

U.S. PATENT DOCUMENTS

| | | | |
|---------------|---------|-------------------|-----------------------------|
| D34,061 S | 2/1901 | Scattergood | |
| 1,244,974 A * | 10/1917 | Gerdom | B43K 1/08 401/216 |
| 1,342,512 A * | 6/1920 | Skinderviken | A24F 13/18 206/270 |
| 5,769,267 A | 6/1998 | Duynslager et al. | |
| D403,965 S * | 1/1999 | Bright | D9/503 |
| D406,921 S | 3/1999 | Roeder | |
| 5,894,949 A | 4/1999 | Taskis et al. | |
| D413,799 S | 9/1999 | Schlatter | |
| 6,095,708 A | 8/2000 | Butaud | |
| D432,245 S * | 10/2000 | Stevens | D24/216 |
| D434,221 S * | 11/2000 | Chao | D3/265 |
| D435,662 S * | 12/2000 | Stevens | D20/22 |
| D435,663 S * | 12/2000 | Stevens | D20/22 |
| D435,664 S * | 12/2000 | Stevens | D20/22 |



D436,182 S * 1/2001 Stevens D20/22
D436,183 S * 1/2001 Stevens D20/22
D441,284 S 5/2001 Saur et al.
D442,864 S 5/2001 Davies
6,276,853 B1 * 8/2001 Breidenbach A45D 34/06
401/17
D453,473 S 2/2002 Bianco
D455,233 S 4/2002 Look
6,488,431 B1 12/2002 Bocola
6,551,672 B2 4/2003 Hessok et al.
D493,721 S 8/2004 Puigbo
D506,128 S 6/2005 Foi
D507,679 S 7/2005 Ashiwa et al.
6,986,807 B2 1/2006 Brunk
D515,938 S 2/2006 Shurtleff et al.
D516,923 S 3/2006 Moore
D519,837 S 5/2006 Sturk et al.
D522,866 S 6/2006 Bakic
7,185,780 B2 3/2007 Nomula
D540,380 S * 4/2007 Hoshiya D18/56
D551,570 S 9/2007 Shurtleff
D554,367 S 11/2007 Chou et al.
D565,952 S 4/2008 Mettler et al.
D574,240 S 8/2008 Szczesniak
D577,583 S * 9/2008 Porter D9/447
D578,891 S 10/2008 Puigbo
D590,497 S * 4/2009 Noble D24/116
7,527,159 B2 5/2009 Brozell
D624,239 S 9/2010 Breidenbach et al.
D626,005 S 10/2010 Duquet
7,815,061 B1 10/2010 Robinson et al.
D628,089 S 11/2010 Ashiwa et al.
D633,386 S 3/2011 Taber et al.
D633,392 S * 3/2011 Northrop D9/521
D634,202 S 3/2011 Zamberlan et al.
D635,030 S 3/2011 L'Abbate
D638,300 S 5/2011 L'Abbate
D641,257 S 7/2011 Thiebaut et al.
D645,763 S 9/2011 Lee
8,205,761 B2 6/2012 Stull et al.
D669,122 S * 10/2012 Liu D19/163
D679,990 S 4/2013 O'Brien et al.
D687,299 S 8/2013 Peykoff et al.
D691,480 S 10/2013 Shukla
D698,651 S * 2/2014 Sommer D9/503
8,672,158 B2 3/2014 Taber et al.
D711,469 S * 8/2014 Tam D19/163
D715,156 S 10/2014 Park
8,863,947 B2 10/2014 Sibley
D718,142 S 11/2014 Son
D720,809 S 1/2015 Jour
8,956,066 B2 2/2015 Young et al.
D725,490 S 3/2015 Grosso et al.
D730,735 S 6/2015 Sommer
D732,893 S 6/2015 Bronwasser et al.
9,045,265 B2 6/2015 Adamczak
D735,946 S 8/2015 Ko
D737,149 S 8/2015 Son
D739,730 S 9/2015 Marotti
D739,741 S 9/2015 Staab
D739,953 S * 9/2015 Curry D24/224
D740,438 S * 10/2015 Curry D24/224
D751,921 S 3/2016 Lam
9,456,990 B2 10/2016 McInnes et al.
D773,068 S * 11/2016 Curry D24/224
D781,151 S 3/2017 Lerman
D797,559 S 9/2017 Lerman
D799,328 S 10/2017 Puigbo
D799,853 S 10/2017 Cartledge et al.
D827,450 S 9/2018 Loukov
D828,113 S 9/2018 Fleischhut
D828,164 S 9/2018 Kim
D829,820 S * 10/2018 Bohrer D19/163
D843,008 S * 3/2019 Blaszcak D24/224
2005/0074528 A1 4/2005 Servaux et al.
2008/0060665 A1 3/2008 Umeno et al.
2008/0308518 A1 12/2008 Sprishen
2008/0314900 A1 12/2008 Biesecker et al.
2009/0212004 A1 8/2009 Metzger et al.

2010/0012534 A1 1/2010 Hoffman
2011/0147334 A1 6/2011 Mettu et al.
2013/0189018 A1 7/2013 Choi
2015/0076103 A1 3/2015 Koller et al.
2015/0122767 A1 5/2015 Mettu et al.
2015/0122769 A1 5/2015 Taber et al.
2015/0298866 A1 10/2015 Hagen
2016/0030285 A1 2/2016 Miceli et al.
2016/0107796 A1 4/2016 Sibley

FOREIGN PATENT DOCUMENTS

CN 301921442 S 5/2012
CN 303603019 S 3/2016
FR 2720376 A1 12/1995
JP 2001158455 A 6/2001
SI 9650055 10/1996
TR 200501421 7/2005
WO 3302763 A1 8/1983

OTHER PUBLICATIONS

“7ml clear glass low-profile jar with 38-400 neck finish”, Container & packaging Supply, retrieved Aug. 2017.
“Frosted Glass Low Profile Jar—7ml”, Saffire Blue inc., retrieved Aug. 2017.
“Glass Jar: EL-32315”, Products, McKeman Packaging Clearing House, retrieved Aug. 2017, 4 pages.
“McKeman Adds Low Profile, Frosted Glass Jars”, Beauty Packaging, published Jun. 2012, 7 pages.
Alameda Packaging, Child Resistant Plastic Caps; https://www.alamedapackaging.com/Catalog/Caps/Plastic_Caps/NonDispensing_Caps/181/Child_Resistant_Plastic_Caps.html; Oct. 3, 2014.
DHgate.com, Clear color 5ml glass jar tempered glass storage jars dab wax jar container oil concentrate & cosmetic cream container, <http://www.dhgate.com/product/clear-color-5ml-glass-jar-tempered-glass/238531495.html>; Apr. 29, 2016.
Holistic Packaging Company <http://holisticpackaging.com/>, Apr. 29, 2016.
SKS Science, White Child Resistant PE Lined “Push Down” Caps, <https://www.sks-science.com/closures-p-2756.html>; Aug. 10, 2005.
Van Blarcom Closures Inc., Two-Piece Plastic; Saf-Cap IIIA, ASTM Type 1A, Oct. 20, 2004.

* cited by examiner

Primary Examiner — Dana Meyrow

(74) Attorney, Agent, or Firm — RMCK Law Group PLC

(57) CLAIM

The ornamental design for an tube with closure, as shown and described.

DESCRIPTION

FIG. 1 is a top perspective view of an tube with closure in a closed condition in accordance with the present teachings. FIG. 2 is a bottom perspective view of the tube with closure of FIG. 1.
FIG. 3 is a side view of the tube with closure of FIG. 1. FIG. 4 is a top view of the tube with closure of FIG. 1. FIG. 5 is a bottom view of the tube with closure of FIG. 1. FIG. 6 is a top perspective view of an tube with closure in a closed condition in accordance with the present teachings. FIG. 7 is a bottom perspective view of the tube with closure of FIG. 6.
FIG. 8 is a side view of the tube with closure of FIG. 6. FIG. 9 is a top view of the tube with closure of FIG. 6. FIG. 10 is a bottom view of the tube with closure of FIG. 6.

FIG. **11** is a top perspective view of an tube with closure in a closed condition in accordance with the present teachings.

FIG. **12** is a bottom perspective view of the tube with closure of FIG. **11**.

FIG. **13** is a side view of the tube with closure of FIG. **11**.

FIG. **14** is a top view of the tube with closure of FIG. **11**.

FIG. **15** is a bottom view of the tube with closure of FIG. **11**.

FIG. **16** is a top perspective view of an tube with closure in a closed condition in accordance with the present teachings.

FIG. **17** is a bottom perspective view of the tube with closure of FIG. **16**.

FIG. **18** is a first side view of the tube with closure of FIG. **16**.

FIG. **19** is a top view of the tube with closure of FIG. **16**;
and,

FIG. **20** is a bottom view of the tube with closure of FIG. **16**.

1 Claim, 8 Drawing Sheets




FIG. 1




FIG. 2




FIG. 3

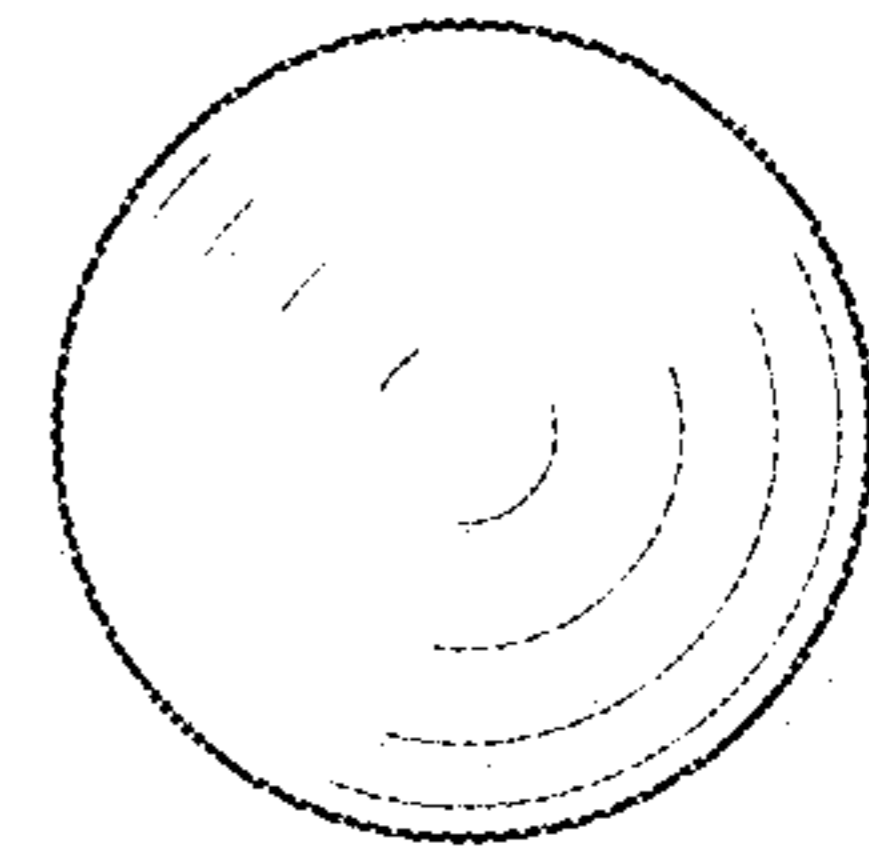


FIG. 4

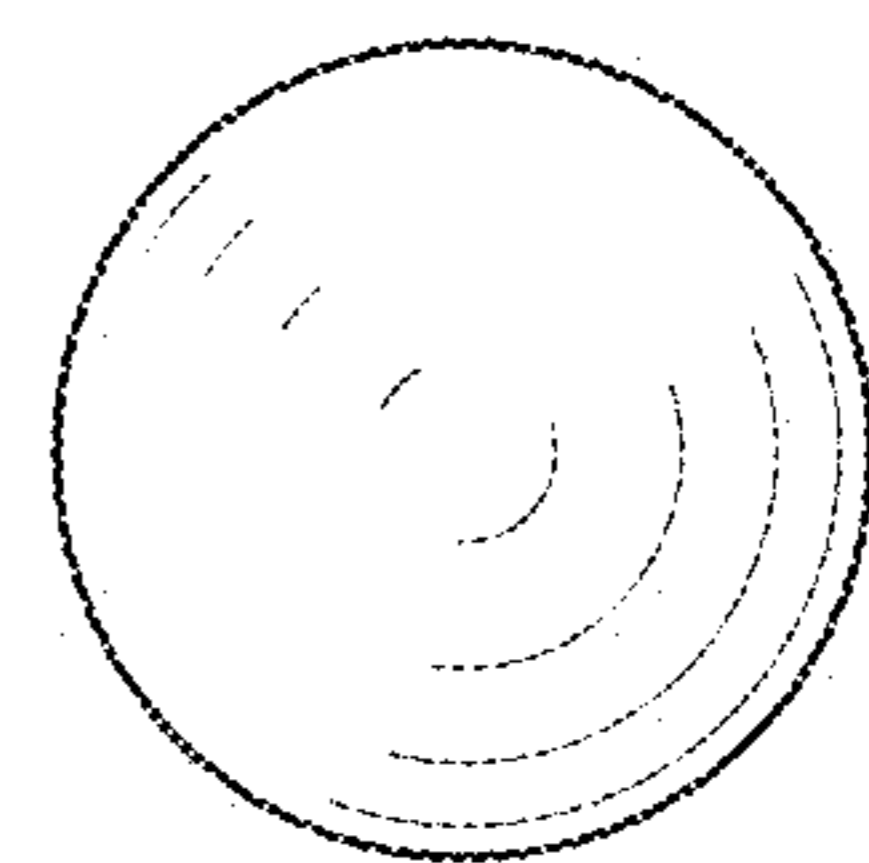


FIG. 5




FIG. 6




FIG. 7




FIG. 8

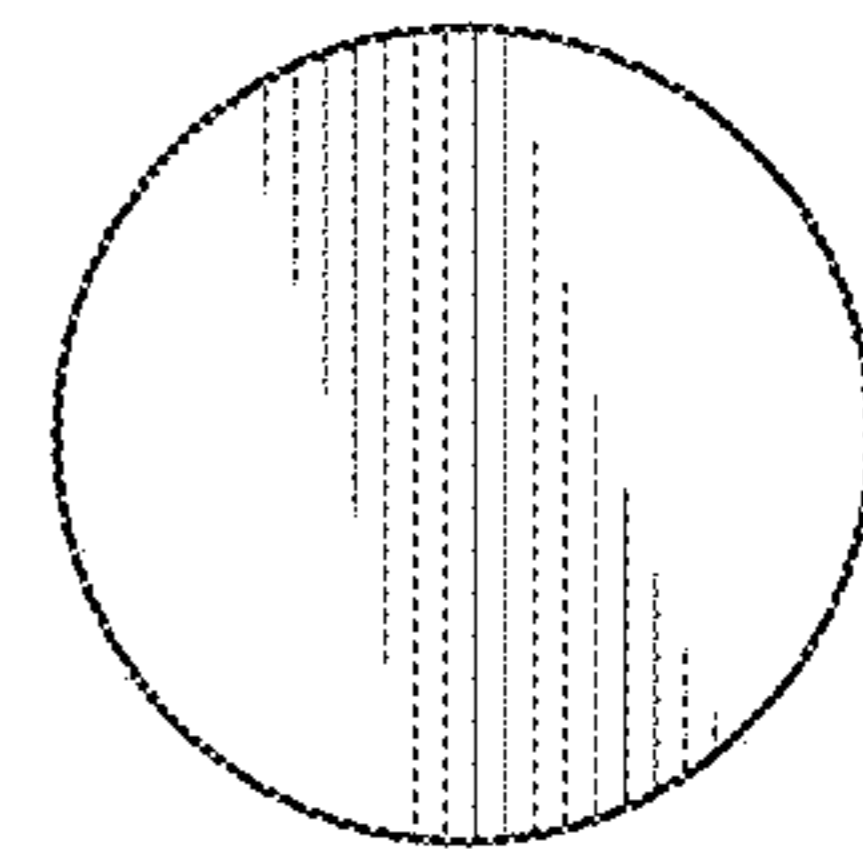


FIG. 9

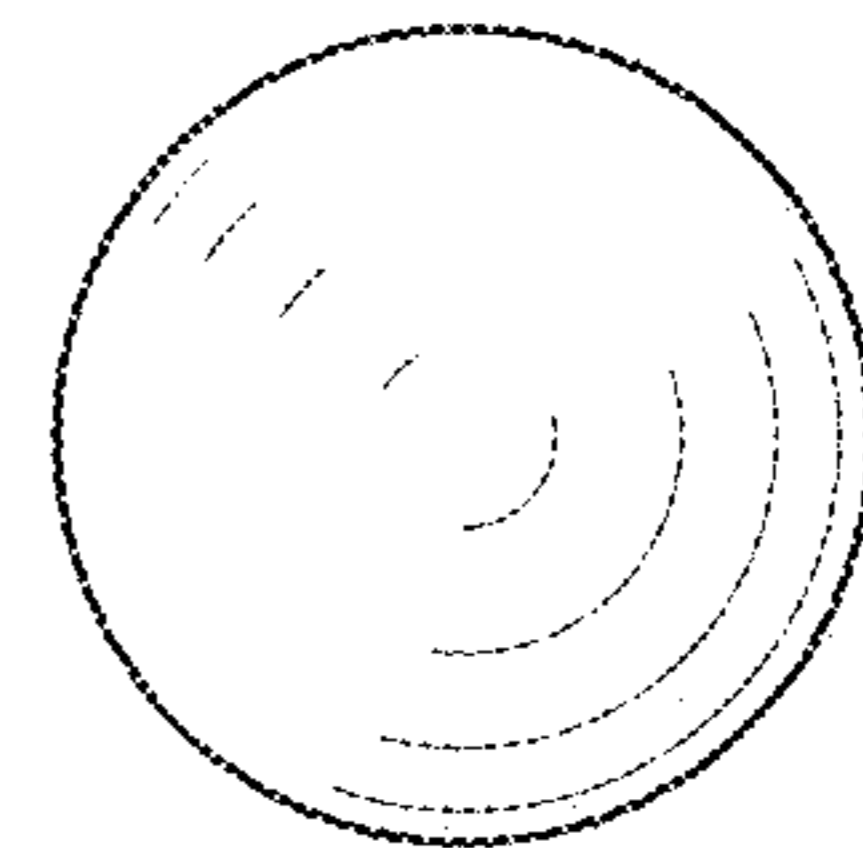


FIG. 10




FIG. 11

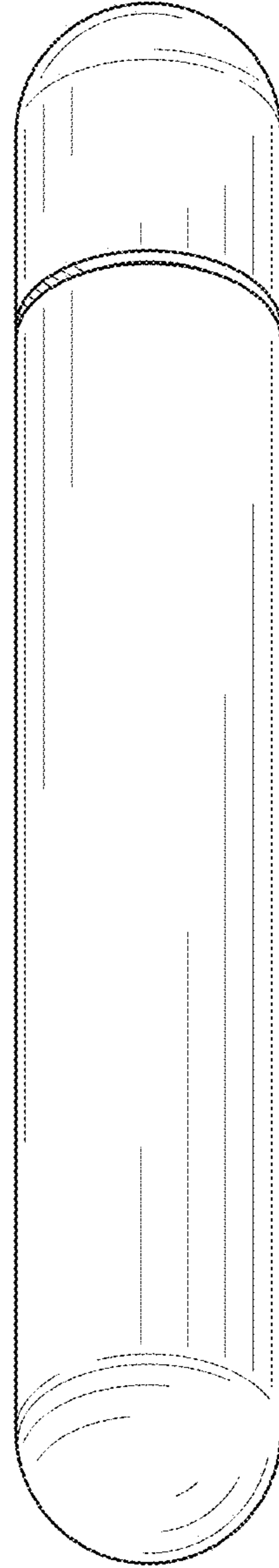


FIG. 12




FIG. 13

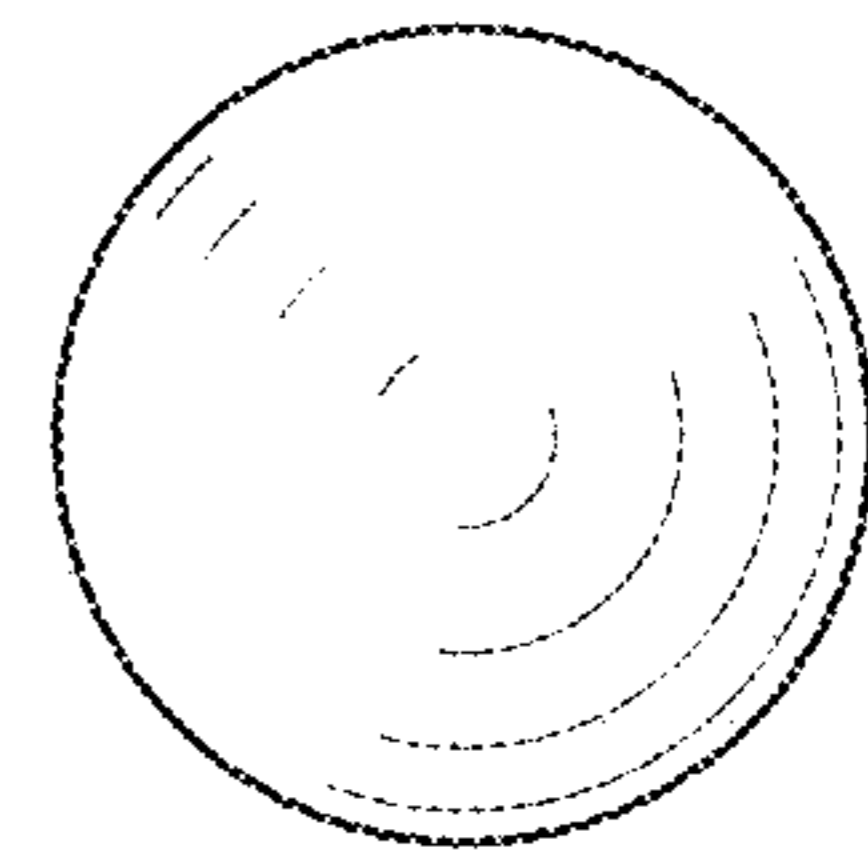


FIG. 14

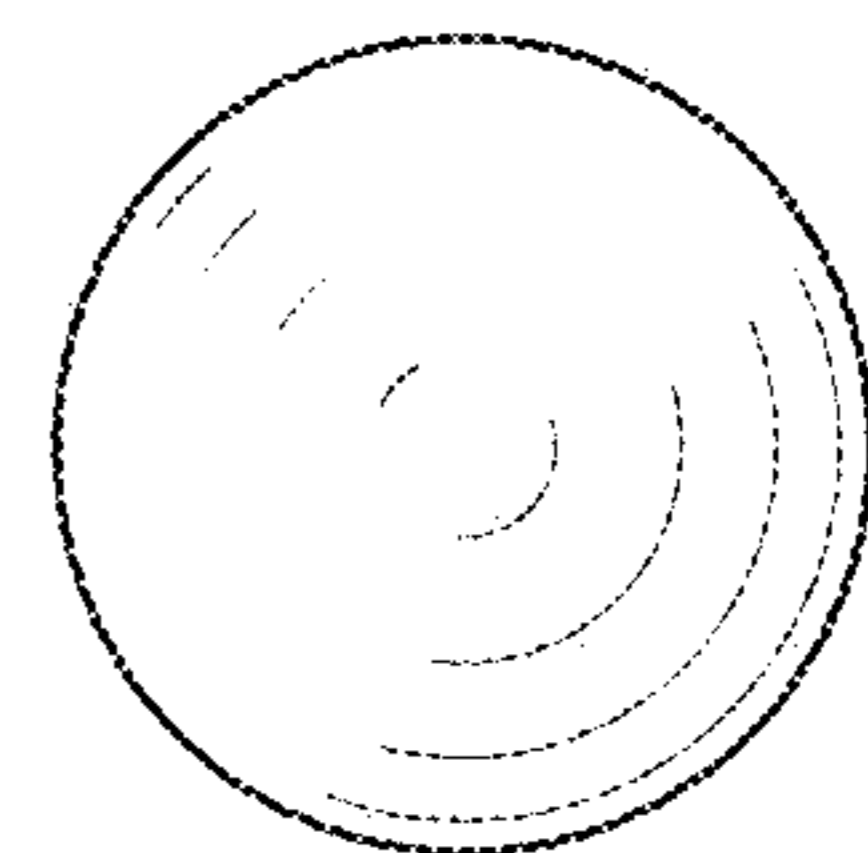


FIG. 15




FIG. 16

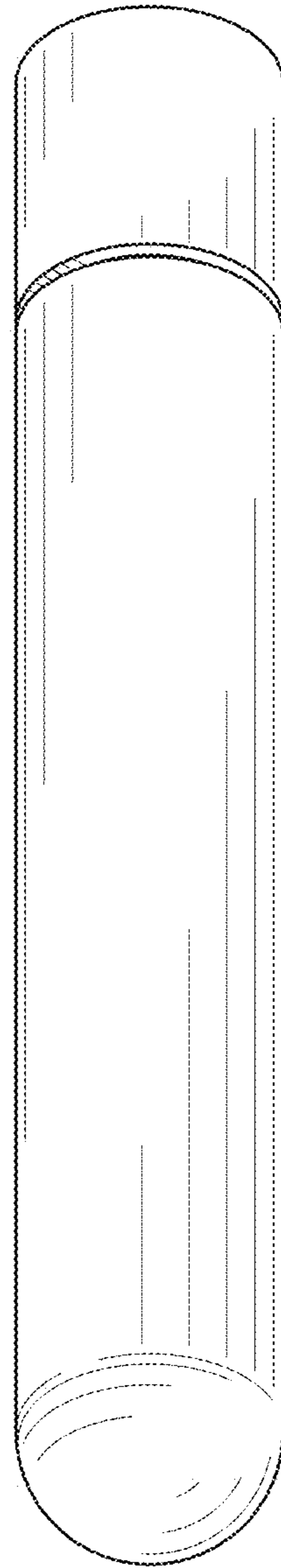


FIG. 17




FIG. 18

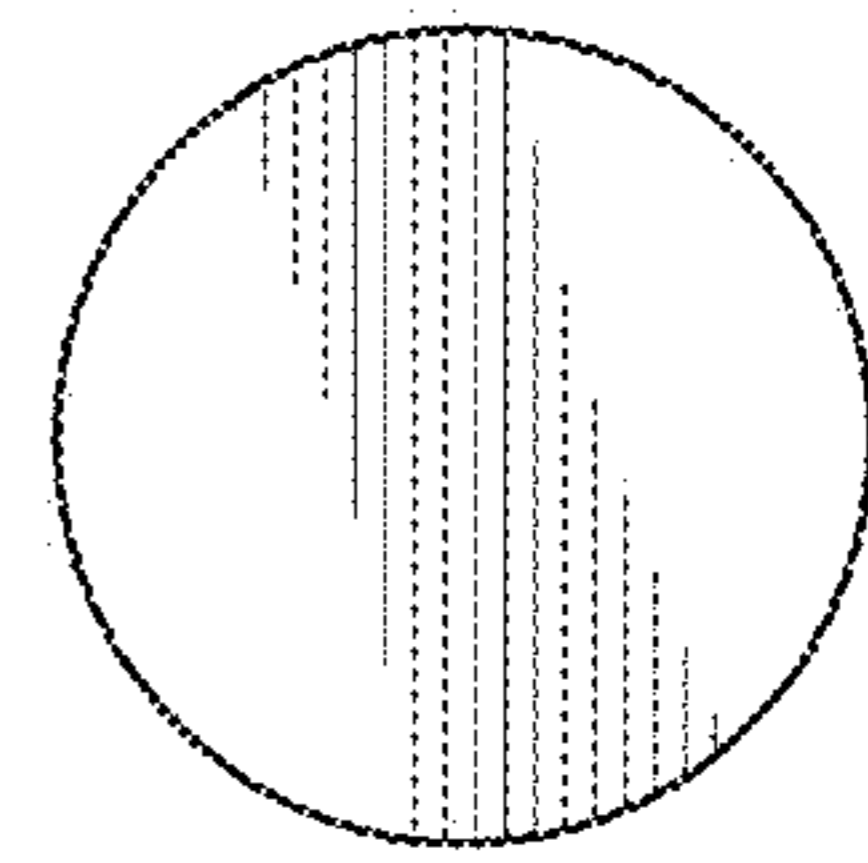


FIG. 19

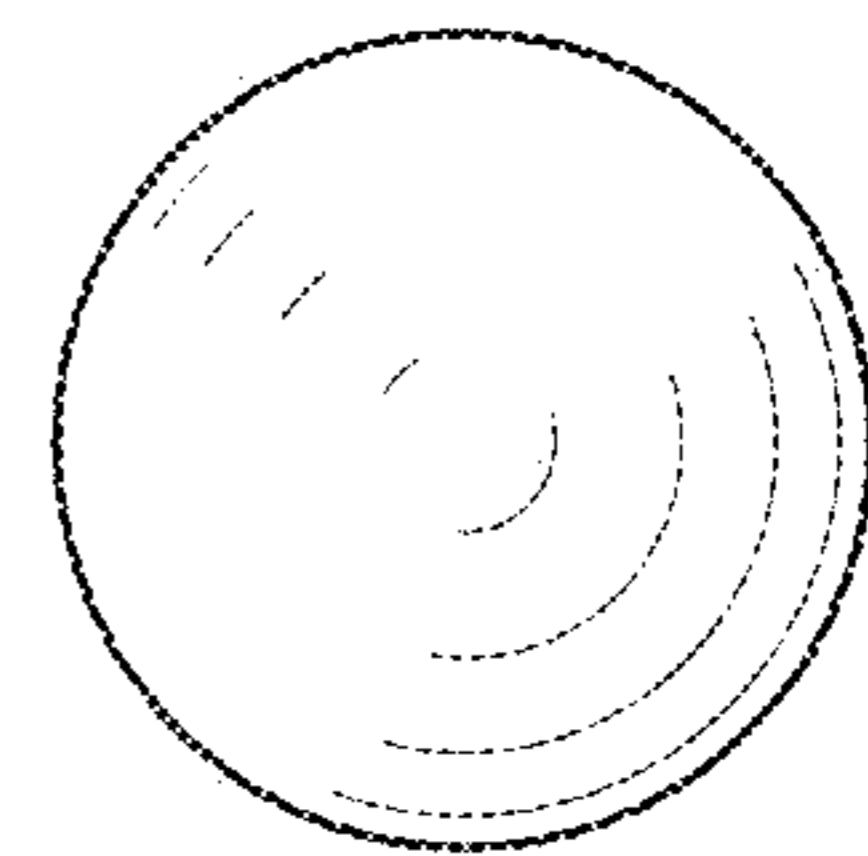


FIG. 20