



US00D907499S

(12) **United States Design Patent**
Margetis

(10) **Patent No.:** **US D907,499 S**

(45) **Date of Patent:** **** Jan. 12, 2021**

(54) **BOTTLE WITH DISPENSING CAP**

(71) Applicant: **Zarbee's, Inc.**, Greenwich, CT (US)

(72) Inventor: **Peter Margetis**, North Salem, NY (US)

(73) Assignee: **Zarbee's Inc.**, Greenwich, CT (US)

(**) Term: **15 Years**

(21) Appl. No.: **29/601,629**

(22) Filed: **Apr. 25, 2017**

(51) **LOC (13) Cl.** **09-01**

(52) **U.S. Cl.**
USPC **D9/503**; D9/436; D9/452; D9/454;
D9/504

(58) **Field of Classification Search**

USPC D9/434-436, 444-445, 447, 451-452,
D9/454, 500, 503-505, 516, 530,
D9/537-540, 544-545, 549, 558,
D9/715-716, 719; D7/608; D10/46.2,
D10/96, 101

CPC B65D 1/00; B65D 1/02; B65D 1/0223;
B65D 1/023; B65D 2501/00; B65D
2501/0009

See application file for complete search history.

(56) **References Cited**

U.S. PATENT DOCUMENTS

| | | | | |
|--------------|---------|---------|-------|--------|
| D58,689 S * | 8/1921 | Senften | | D9/600 |
| D182,000 S * | 1/1958 | Reed | | D9/600 |
| D220,995 S * | 6/1971 | Plummer | | D9/500 |
| D258,045 S * | 1/1981 | Collins | | D9/500 |
| D302,790 S * | 8/1989 | Roe | | D9/640 |
| D321,643 S * | 11/1991 | Katada | | D9/435 |
| D321,644 S * | 11/1991 | Katada | | D9/503 |

| | | | | |
|--------------|---------|-----------|-------|--------|
| D321,645 S * | 11/1991 | Katada | | D9/503 |
| D405,372 S * | 2/1999 | Yucknut | | D9/504 |
| D415,031 S * | 10/1999 | Mahlmann | | D9/520 |
| D614,030 S * | 4/2010 | Kuzma | | D9/500 |
| D685,637 S * | 7/2013 | Colon | | D9/500 |
| D777,985 S * | 1/2017 | Schlatter | | D28/85 |
| D800,560 S * | 10/2017 | Lang | | D9/500 |
| D801,179 S * | 10/2017 | McGreevy | | D9/500 |
| D836,459 S * | 12/2018 | Thuesen | | D9/716 |
| D839,741 S * | 2/2019 | Hawry | | D9/504 |
| D887,845 S * | 6/2020 | LaPierre | | D9/503 |

* cited by examiner

Primary Examiner — Dana Meyrow

(74) *Attorney, Agent, or Firm* — Michelle Cristaldi

(57) **CLAIM**

I claim the ornamental design for a bottle with dispensing cap, substantially as shown and described.

DESCRIPTION

FIG. 1 is a perspective view of a bottle with dispensing cap showing the new design;

FIG. 2 is a front view of a bottle with dispensing cap showing the new design;

FIG. 3 is a left side view of a bottle with dispensing cap showing the new design;

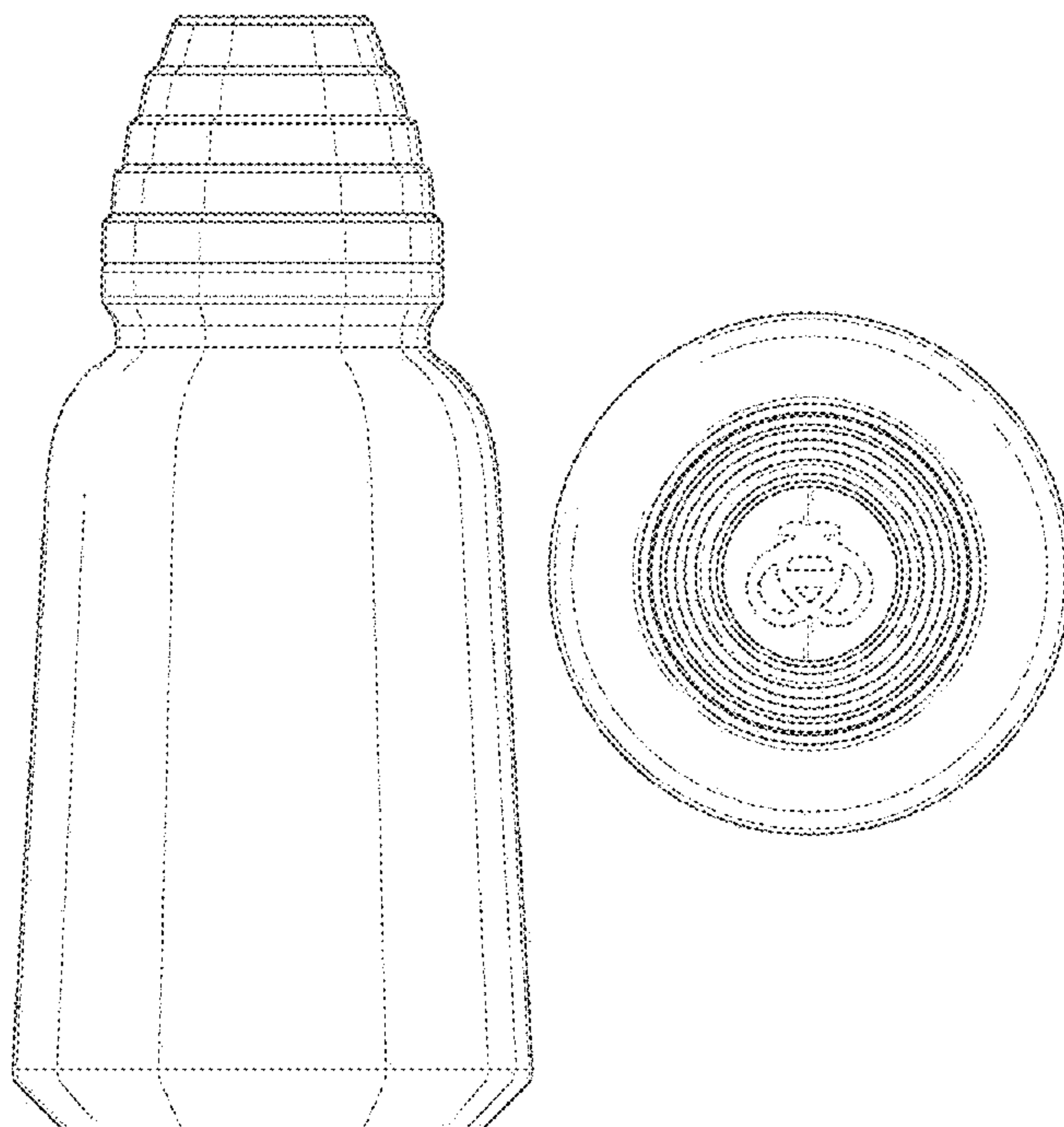
FIG. 4 is a right side view of a bottle with dispensing cap showing the new design;

FIG. 5 is a rear view of a bottle with dispensing cap showing the new design; and,

FIG. 6 is a top view of a bottle with dispensing cap showing the new design.

The broken lines in the drawings illustrate the portions of the bottle with dispensing cap that form no part of the claimed design.

1 Claim, 6 Drawing Sheets






FIG. 1




FIG. 2




FIG. 3




FIG. 4




FIG. 5

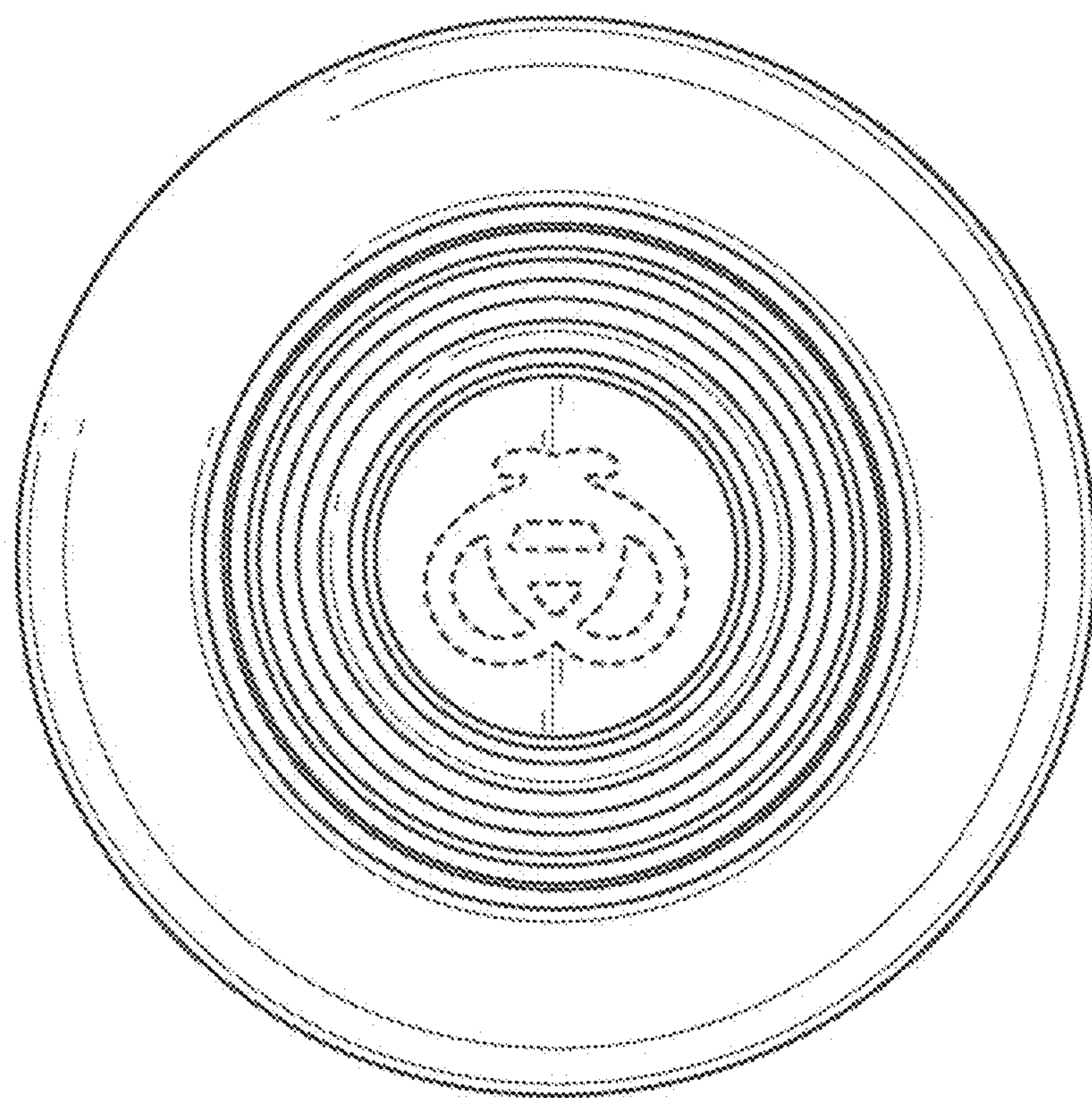


FIG. 6