



US00D907451S

(12) **United States Design Patent**  
**Amundson**

(10) **Patent No.:** **US D907,451 S**  
(45) **Date of Patent:** **\*\* Jan. 12, 2021**

(54) **MUCK RAKE**  
(71) Applicant: **The Pond Guy, Inc.**, Armada, MI (US)  
(72) Inventor: **Daniel Scott Amundson**, Winona, MN (US)  
(73) Assignee: **The Pond Guy, Inc.**, Armada, MI (US)  
(\*\*) Term: **15 Years**

(21) Appl. No.: **29/701,397**

(22) Filed: **Aug. 12, 2019**

(51) **LOC (13) Cl.** ..... **08-01**

(52) **U.S. Cl.**  
USPC ..... **D8/13**

(58) **Field of Classification Search**  
USPC ..... D8/1, 7-13, 107, 499  
CPC .... A01B 1/04; A01B 1/02; A01B 1/12; A01B 1/18; A01B 13/00; A01B 45/02; A01B 45/023; A01B 45/026; A01D 34/412; A01D 34/416; A01G 3/00; A01G 3/053; A01G 3/062; A01G 3/0535; B25F 5/02  
See application file for complete search history.

(56) **References Cited**

**U.S. PATENT DOCUMENTS**

3,138,823 A \* 6/1964 Langner ..... A22C 9/008  
452/145  
D251,768 S \* 5/1979 Dellinger ..... D8/7  
D281,105 S \* 10/1985 Rittenhouse ..... D28/35  
D346,938 S \* 5/1994 Tucker ..... D8/13  
5,353,724 A \* 10/1994 Wheeley, Jr. .... A01B 29/06  
111/118  
D367,593 S \* 3/1996 De Larue ..... D8/1

D373,056 S \* 8/1996 Hueber ..... D8/13  
5,974,704 A \* 11/1999 Grant ..... E01H 5/02  
37/195  
D640,906 S \* 7/2011 Hsu ..... D8/8  
D642,024 S \* 7/2011 Hsu ..... A01B 45/02  
D8/8  
D651,054 S \* 12/2011 Alex ..... D8/8  
D778,695 S \* 2/2017 Marken ..... A22C 9/008  
D8/8  
2002/0074138 A1 \* 6/2002 Guard ..... A01B 1/243  
172/21  
2006/0096132 A1 \* 5/2006 Smith ..... E01C 19/2005  
37/196  
2015/0075825 A1 \* 3/2015 Duffy ..... A01B 45/02  
172/21

\* cited by examiner

*Primary Examiner* — Sheryl Lane  
*Assistant Examiner* — Calvin E Vansant  
(74) *Attorney, Agent, or Firm* — Harness, Dickey & Pierce, P.L.C.

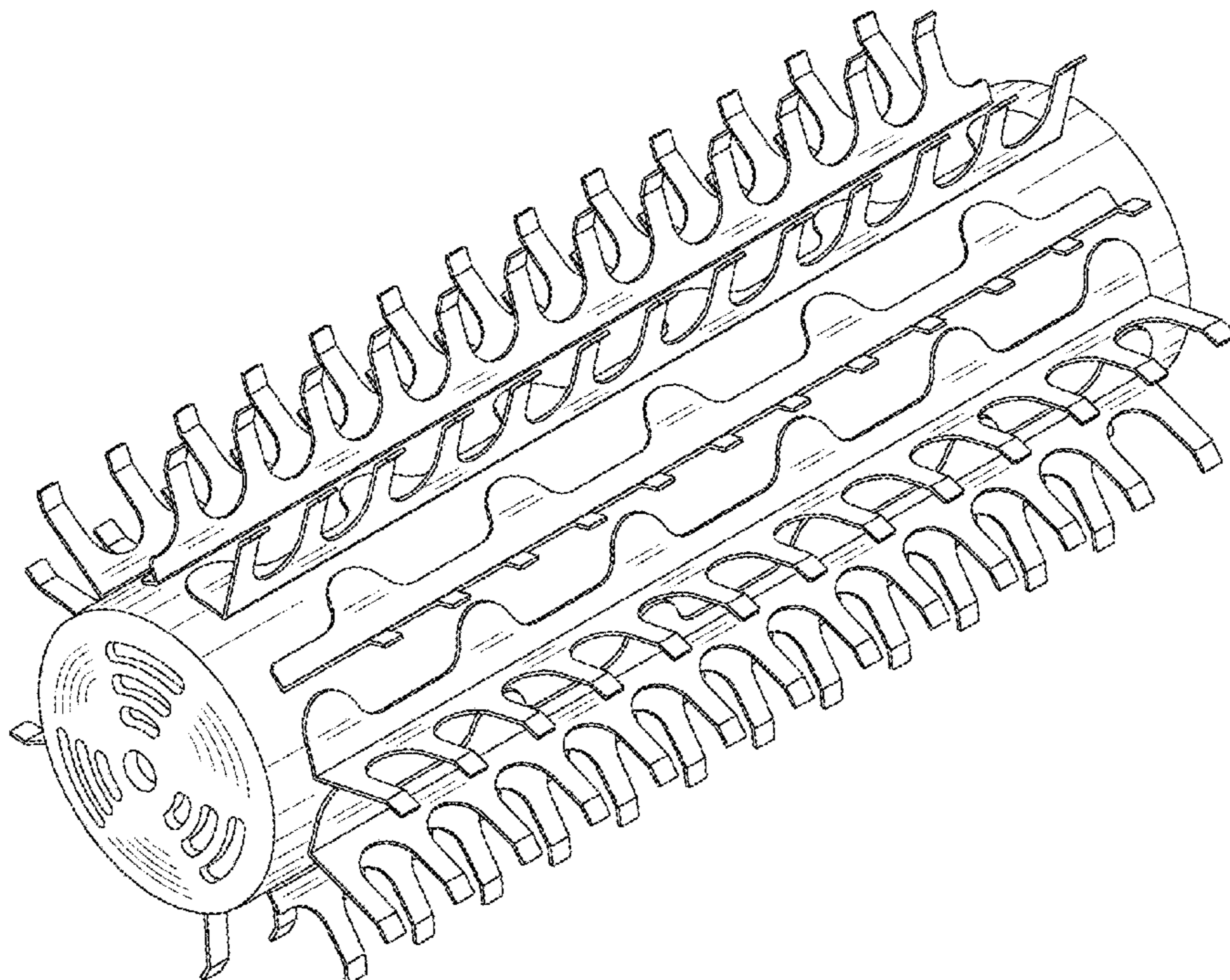
(57) **CLAIM**

The ornamental design for a muck rake, as shown and described.

**DESCRIPTION**

FIG. 1 is a perspective view of one side and the front of the muck rake according to my new design;  
FIG. 2 is a front view thereof;  
FIG. 3 is a back view thereof;  
FIG. 4 is a left side view thereof;  
FIG. 5 is a right side view thereof;  
FIG. 6 is a top view thereof; and,  
FIG. 7 is a bottom view thereof.

**1 Claim, 7 Drawing Sheets**



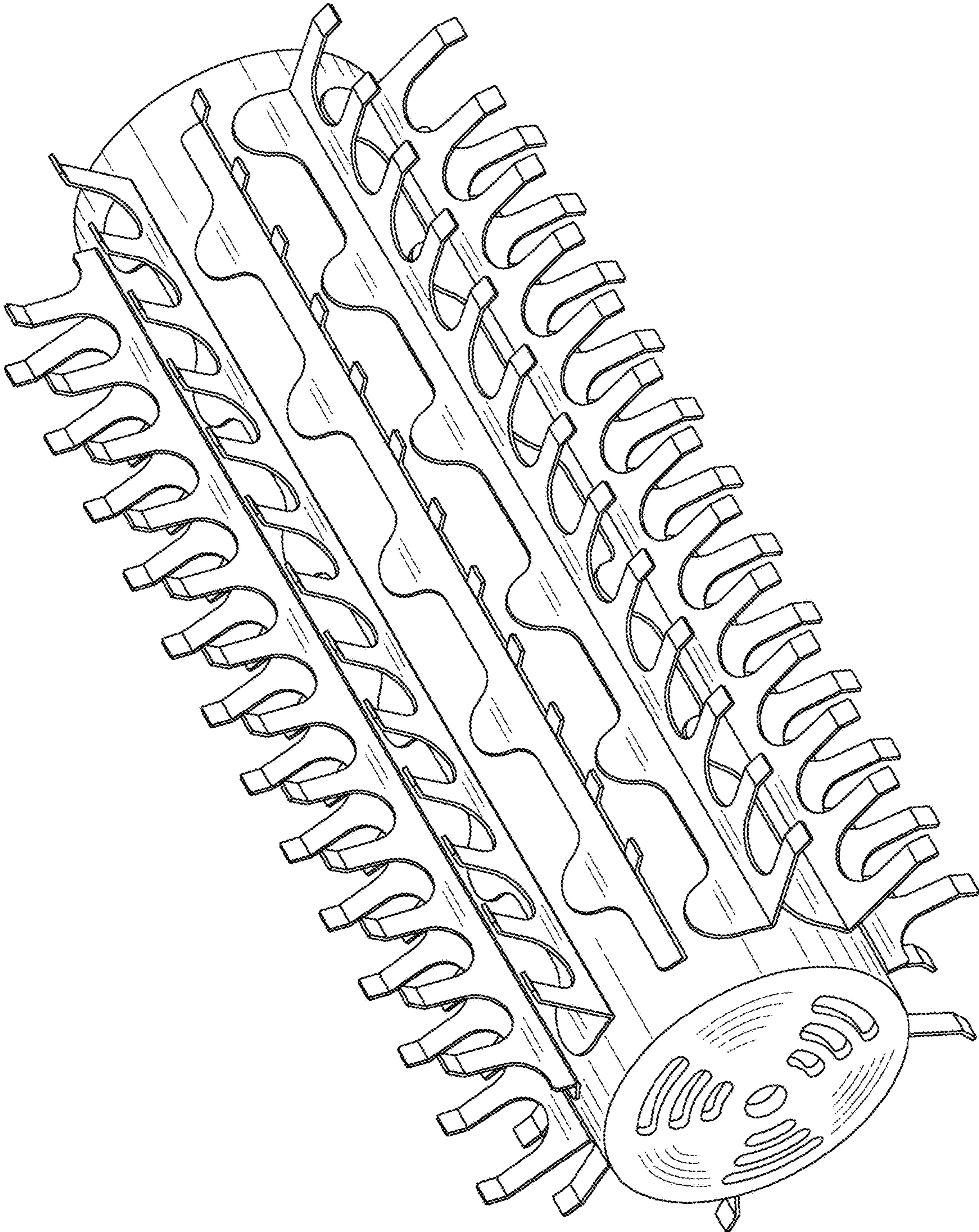


FIG. 1

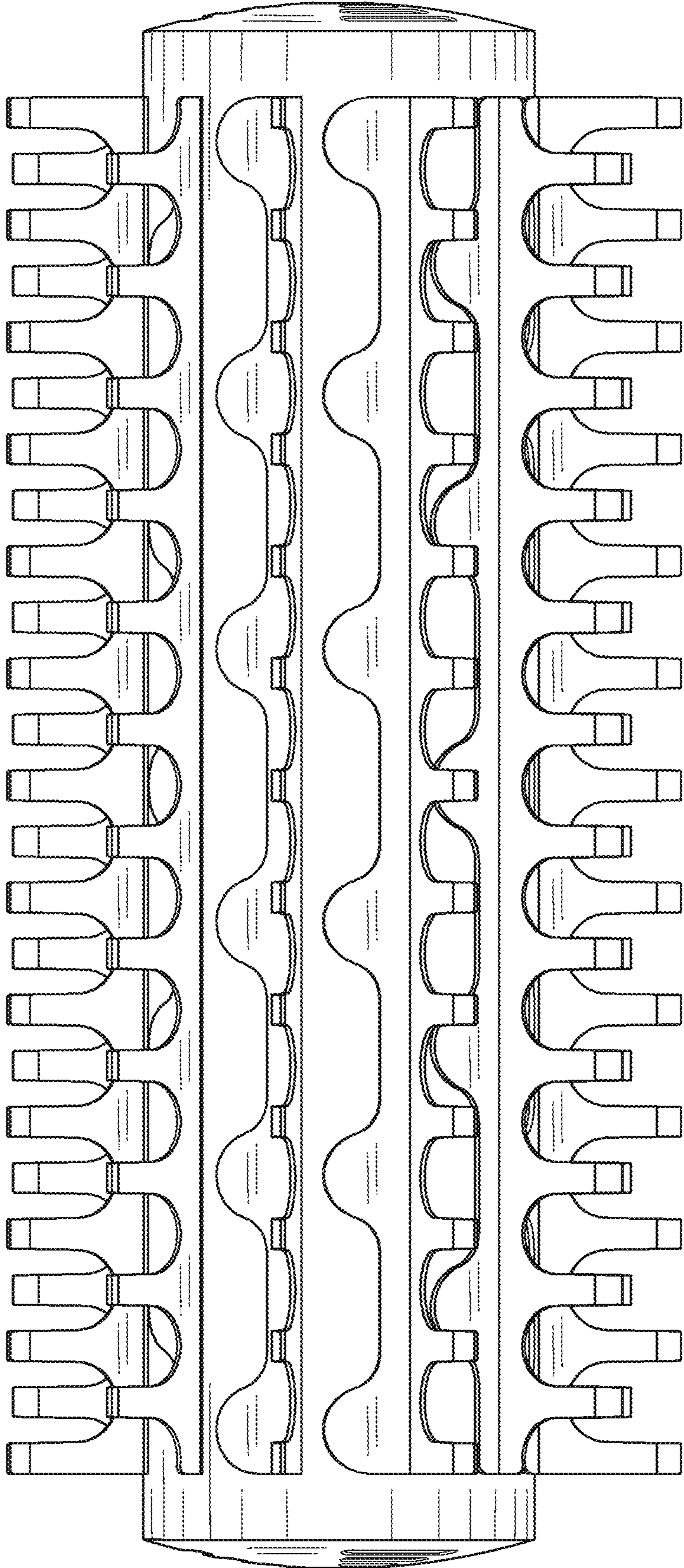


FIG. 2

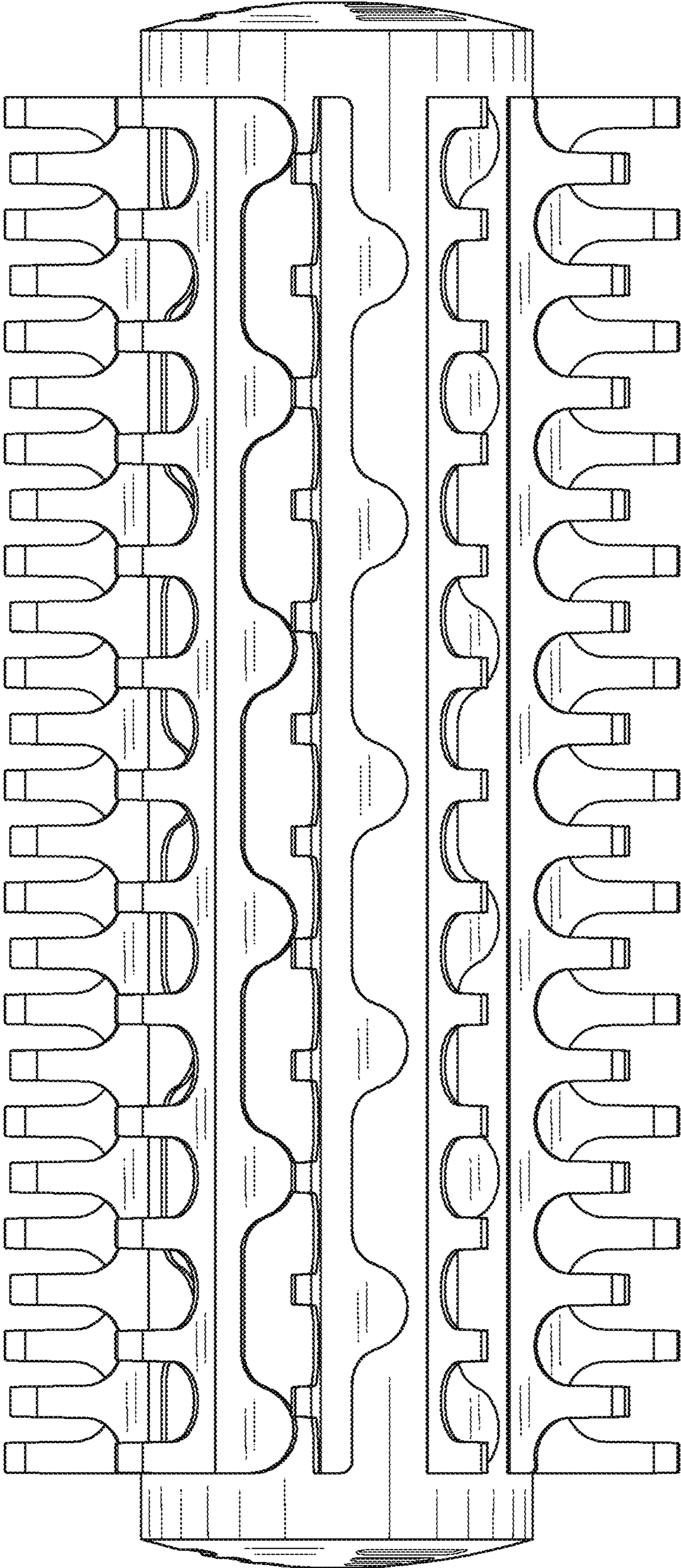


FIG. 3




FIG. 4




FIG. 5

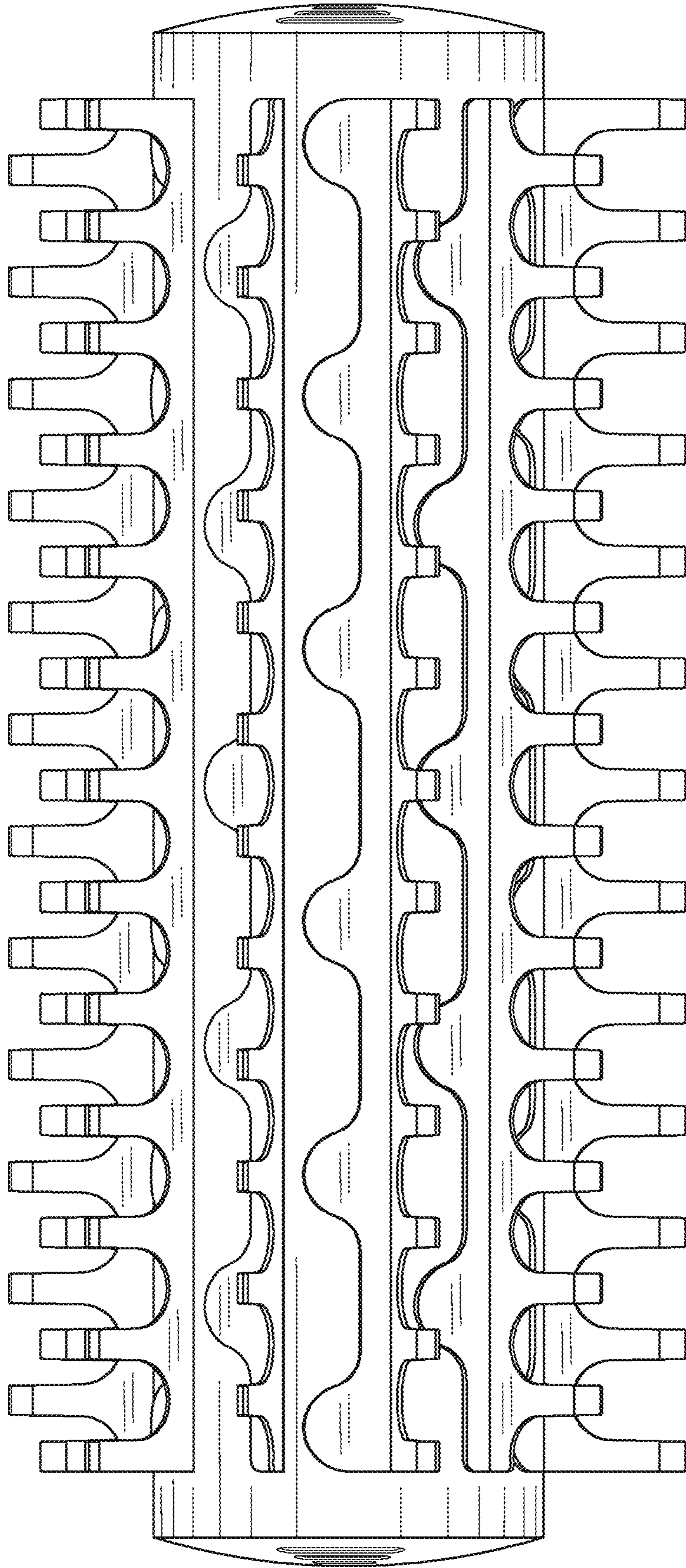


FIG. 6

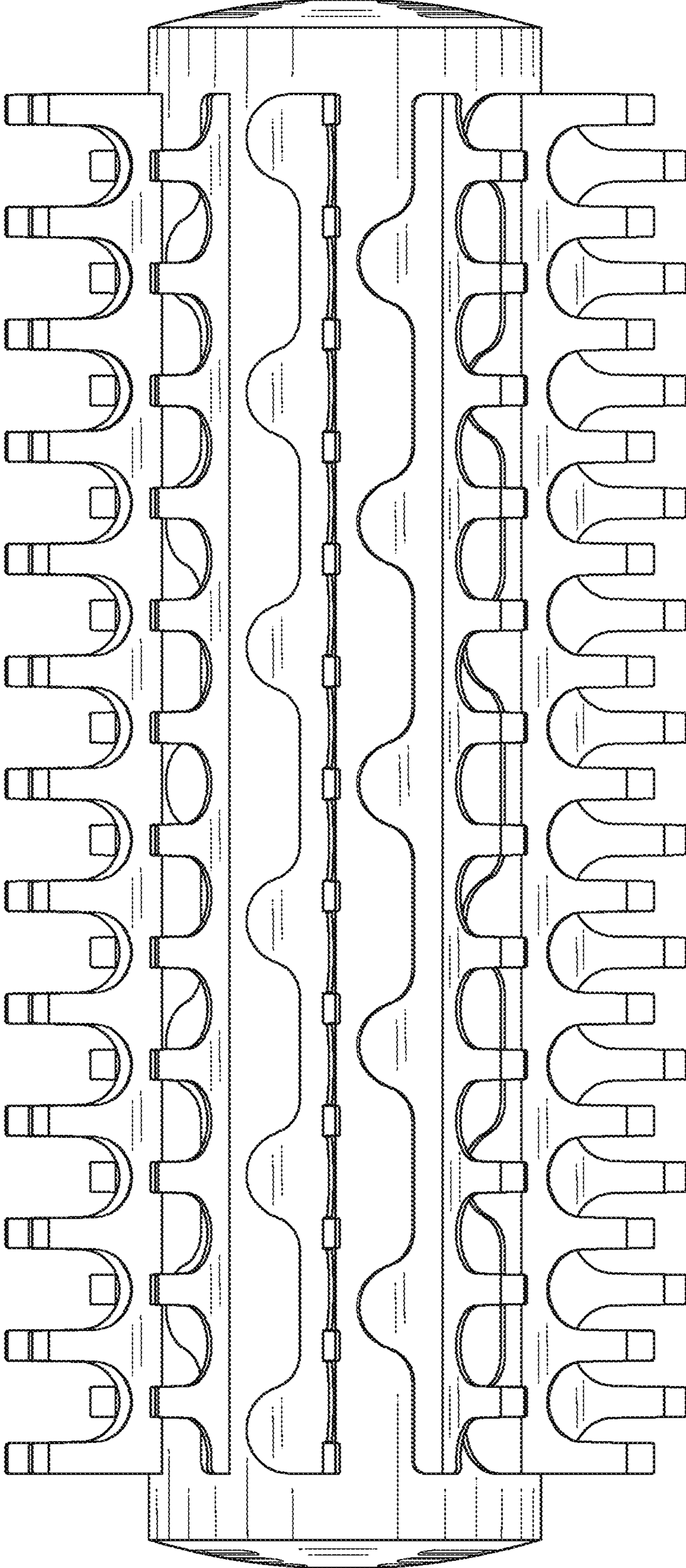


FIG. 7