



US00D907446S

(12) **United States Design Patent**
van der Straaten

(10) **Patent No.:** **US D907,446 S**
(45) **Date of Patent:** **** Jan. 12, 2021**

- (54) **PIPING BAG**
- (71) Applicant: **One Way Plastics B.V.**, Oosterhout (NL)
- (72) Inventor: **Jan C. van der Straaten**, Bavel (NL)
- (73) Assignee: **One Way Plastics B.V.**, Oosterhout (NL)
- (**) Term: **15 Years**
- (21) Appl. No.: **29/686,293**
- (22) Filed: **Apr. 3, 2019**
- (51) **LOC (13) Cl.** **07-04**
- (52) **U.S. Cl.**
USPC **D7/669**
- (58) **Field of Classification Search**
USPC D7/300.2, 635, 667, 669, 665, 670, 700
CPC A23P 20/15; A23B 4/02; A23G 3/00
See application file for complete search history.

- D527,101 S * 8/2006 Fernandez D24/122
- 7,694,819 B2 * 4/2010 Montakhabi A61F 5/4556
206/499
- 8,945,077 B2 * 2/2015 Valenti A61F 5/3746
604/317
- D731,052 S * 6/2015 Doerr D24/121
- D735,849 S * 8/2015 Rudolph D24/122
- D754,334 S * 4/2016 Rudolph D24/122
- D757,257 S * 5/2016 Grossman D24/122
- D760,383 S * 6/2016 Delarosa D24/122
- D763,440 S * 8/2016 Garzon D24/122
- D791,934 S * 7/2017 Lehrman D24/121
- D802,036 S * 11/2017 Kesselman D15/145
- D802,123 S * 11/2017 Jones D24/122
- 9,877,496 B2 * 1/2018 Van Der Stratten
A21C 15/005
- D824,513 S * 7/2018 Castriota D24/122

(Continued)

Primary Examiner — Karen S Acker
Assistant Examiner — Steven B Reinholdt, Jr.
(74) *Attorney, Agent, or Firm* — Hovey Williams LLP

(57) **CLAIM**

The ornamental design for a piping bag, as shown and described.

(56) **References Cited**

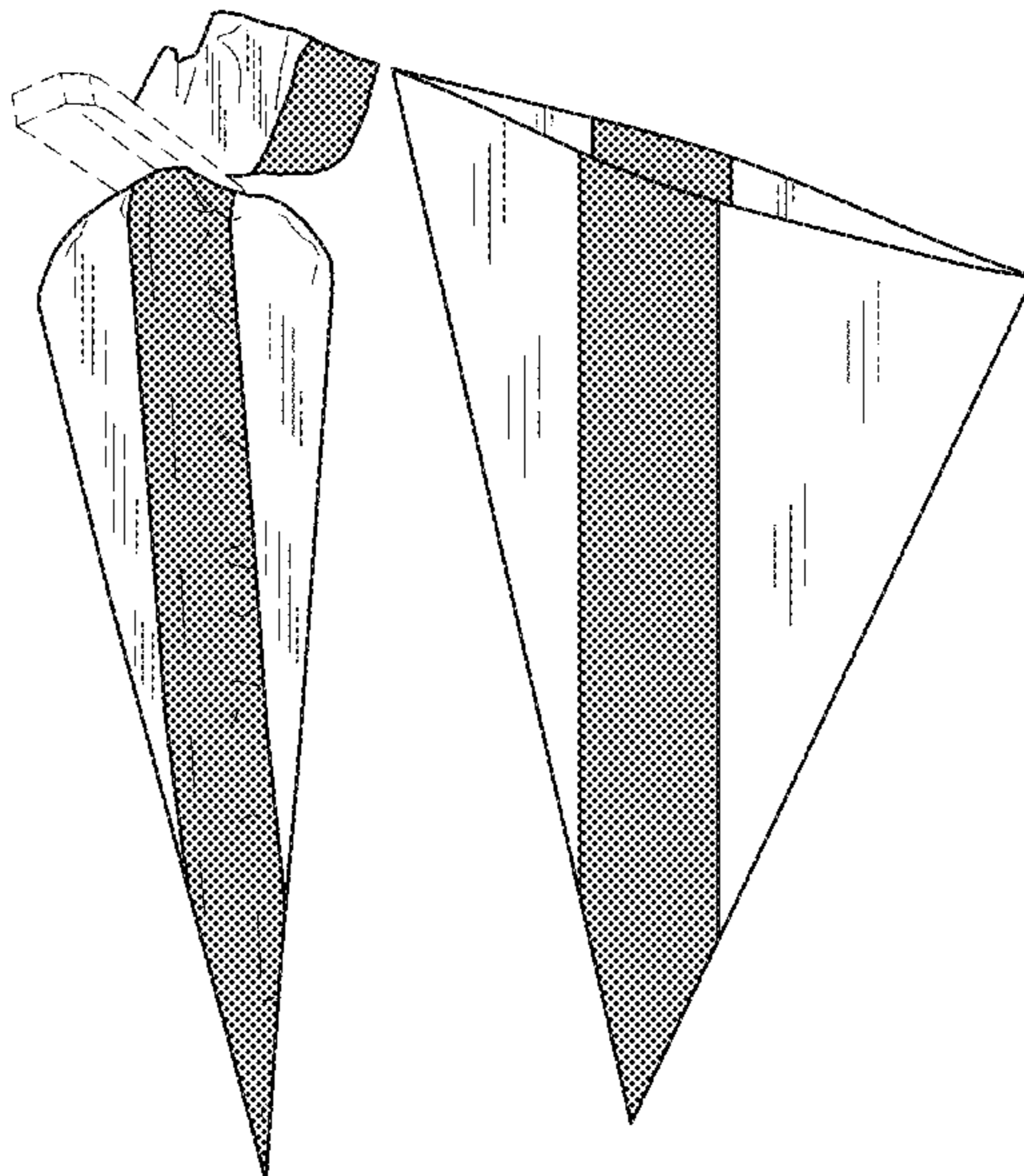
U.S. PATENT DOCUMENTS

- 4,681,573 A * 7/1987 McGovern A61F 5/4556
4/144.3
- D299,302 S * 1/1989 Gray D7/700
- D310,317 S * 9/1990 Broderick D7/669
- 4,961,517 A * 10/1990 Tkac A21C 15/005
222/568
- 5,090,597 A * 2/1992 Johnson B65D 31/18
222/107
- D374,281 S * 10/1996 Markles D24/122
- 5,566,400 A * 10/1996 Jonec A47K 11/06
4/144.2
- 5,931,346 A * 8/1999 Wallays A23G 3/28
222/107
- 6,327,716 B1 * 12/2001 Kaus A61F 5/4556
4/144.4
- D495,798 S * 9/2004 Gugliotta D24/122
- D499,482 S * 12/2004 Gugliotta D24/122

DESCRIPTION

FIG. 1 is a perspective view of a piping bag embodying my design, showing the piping bag expanded and in a closed use configuration with environment;
FIG. 2 is a rear perspective view of the piping bag of FIG. 1, shown partly open;
FIG. 3 is a front elevation view thereof shown compressed, the rear elevation being a mirror image thereto;
FIG. 4 is a right side elevation thereof, the left side elevation being a mirror image thereto; and,
FIG. 5 is a top view thereof.
The broken lines shown in FIG. 1 depict environmental subject matter that forms no part of the claimed design.

1 Claim, 2 Drawing Sheets



(56)

References Cited

U.S. PATENT DOCUMENTS

D869,121 S * 12/2019 Cammarota D1/122
D873,527 S * 1/2020 Cammarota D1/122
2004/0181862 A1* 9/2004 Brummer A61F 5/4556
4/144.4
2005/0263014 A1* 12/2005 Ejeblad A23G 3/28
99/494
2011/0068119 A1* 3/2011 Wurster, Jr. B65D 33/1616
222/1
2015/0196931 A1* 7/2015 Krewer B05C 17/00506
222/567

* cited by examiner

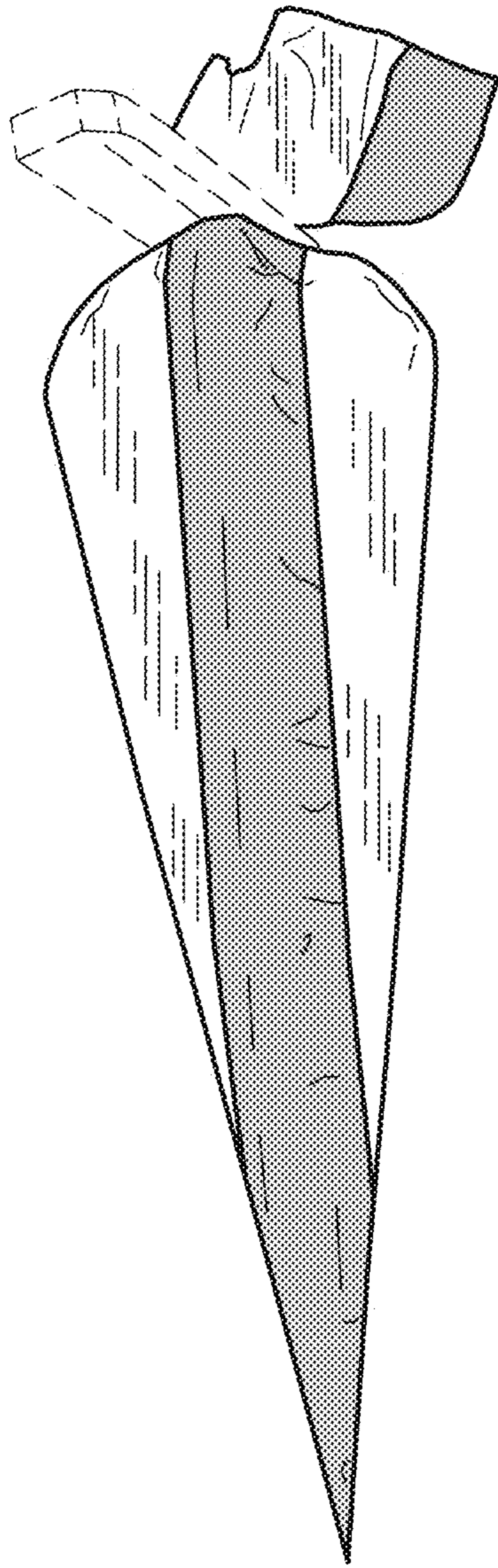


FIG. 1

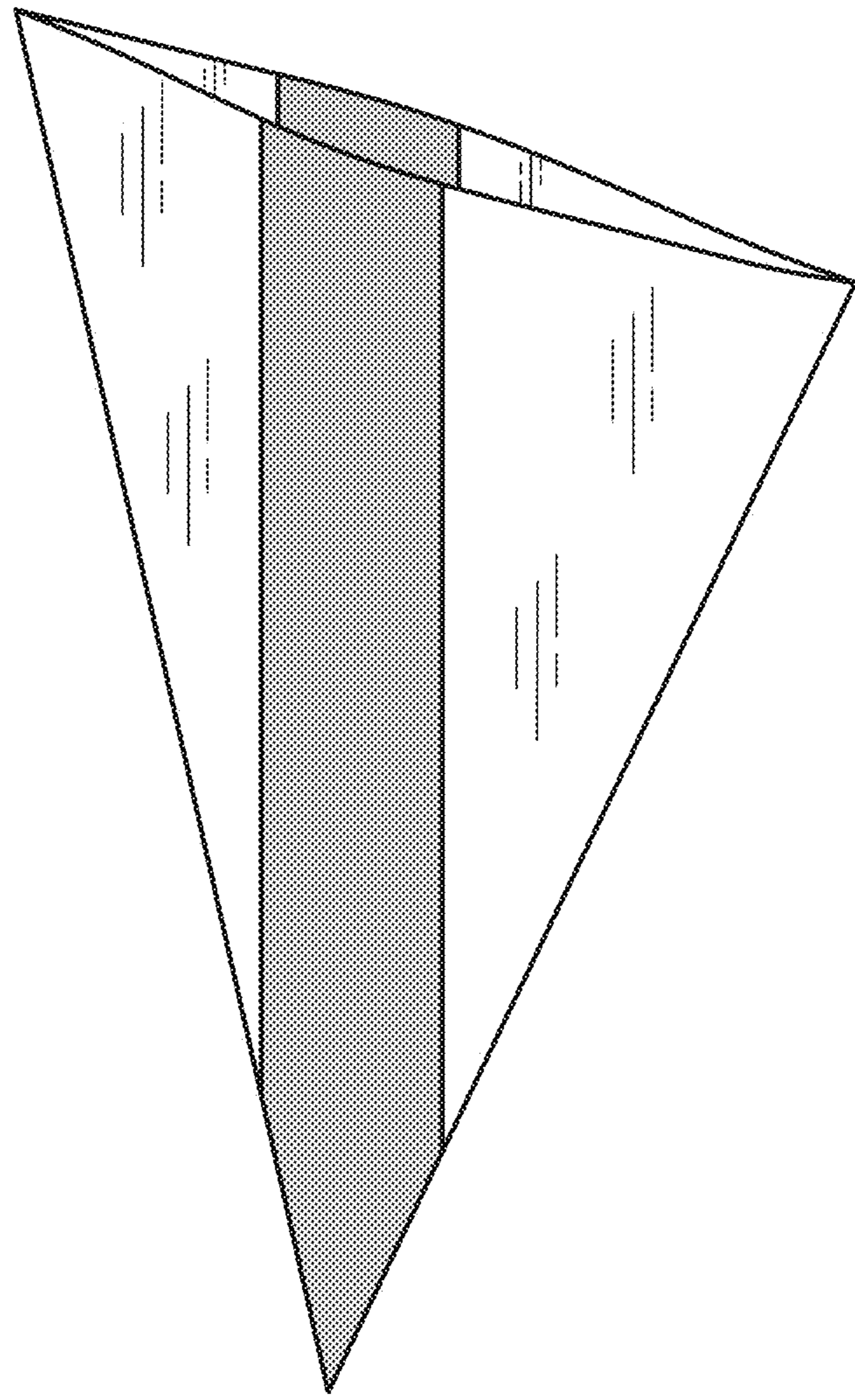


FIG. 2

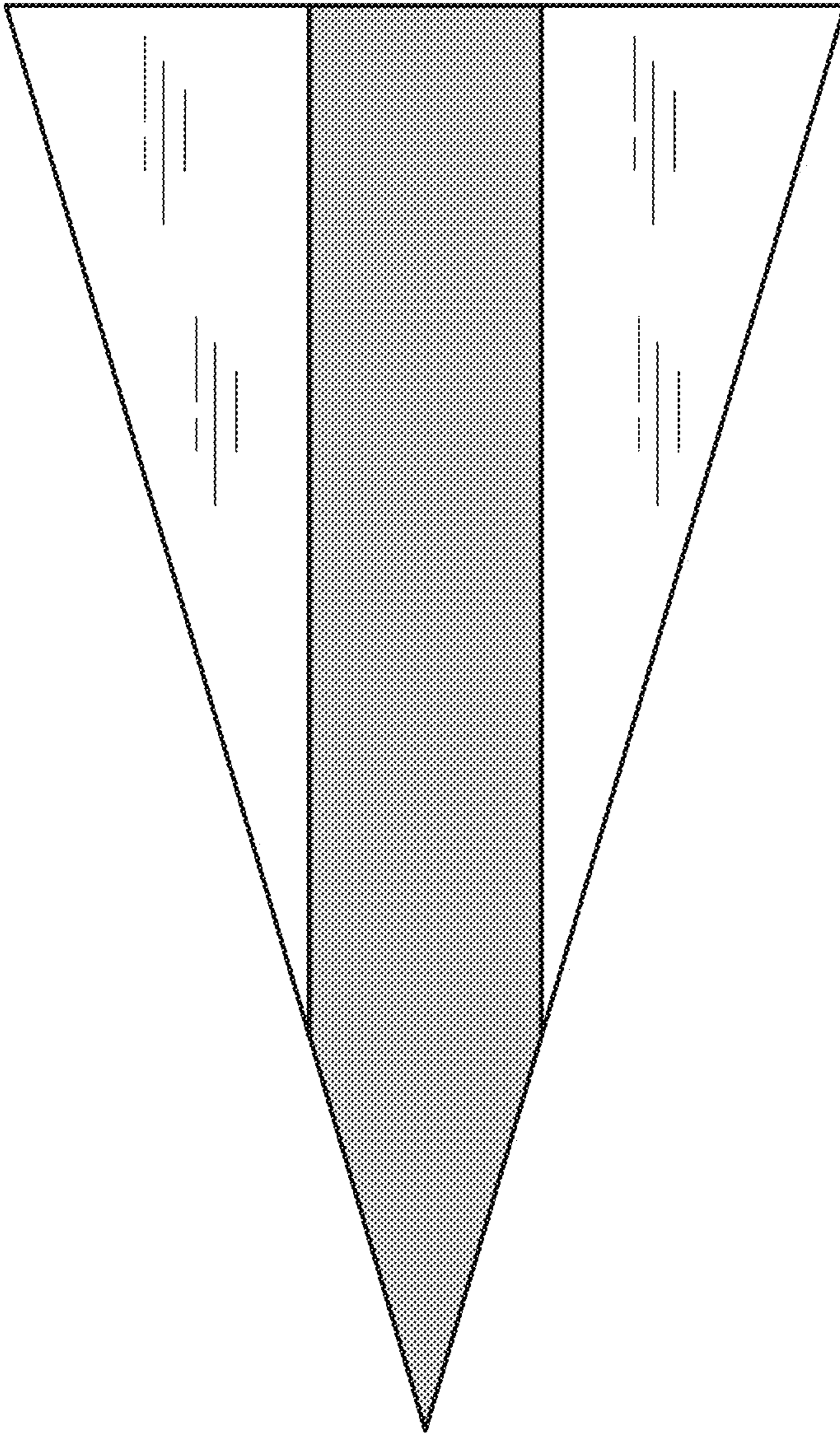


FIG. 3



FIG. 4



FIG. 5