

US00D907442S

(12) **United States Design Patent**  
**Morhauser**

(10) **Patent No.:** **US D907,442 S**

(45) **Date of Patent:** **\*\* \*Jan. 12, 2021**

(54) **SERVING PLATTER**

(71) Applicant: **Florence Ann Morhauser**, Soquel, CA  
(US)

(72) Inventor: **Florence Ann Morhauser**, Soquel, CA  
(US)

(\*) Notice: This patent is subject to a terminal disclaimer.

(\*\*) Term: **15 Years**

(21) Appl. No.: **29/657,406**

(22) Filed: **Jul. 21, 2018**

(51) **LOC (13) Cl.** ..... **07-01**

(52) **U.S. Cl.**  
USPC ..... **D7/584**; D7/552.2

(58) **Field of Classification Search**  
USPC ..... D7/500, 584, 554.2, 505, 543, 544,  
D7/553.4, 553.5, 553.8, 501, 586, 359,  
D7/388, 409, 552.2, 553.6; 220/574, 738;  
206/216, 23.83; D9/744  
CPC ..... A47G 19/025; A47G 19/02  
See application file for complete search history.

(56) **References Cited**

**U.S. PATENT DOCUMENTS**

2,647,678 A \* 8/1953 Olson ..... A47G 19/08  
229/402  
D182,973 S \* 6/1958 Reinecke ..... D7/505  
D184,416 S \* 2/1959 Anderson ..... D7/555  
D601,853 S \* 10/2009 Tzilvelis ..... D7/543  
D611,745 S \* 3/2010 Smith ..... D6/525  
D613,556 S \* 4/2010 Sierra ..... D7/584  
8,186,530 B2 \* 5/2012 Bar ..... B65D 71/70  
108/43  
D665,232 S \* 8/2012 O'Connell ..... D7/637

D693,182 S \* 11/2013 Katterheinrich ..... D7/587  
D711,191 S \* 8/2014 Lee ..... D7/388  
D727,108 S \* 4/2015 Sheppard ..... D7/505  
D823,640 S \* 7/2018 Leaphart ..... D7/505  
D834,890 S \* 12/2018 Schommer ..... D7/500  
2007/0007290 A1 \* 1/2007 Setty ..... A47F 13/08  
220/23.83  
2010/0270314 A1 \* 10/2010 Kolleda ..... A47G 19/02  
220/574  
2013/0074455 A1 \* 3/2013 Gillblad ..... B65B 29/08  
53/469

\* cited by examiner

*Primary Examiner* — Cynthia R Underwood

(74) *Attorney, Agent, or Firm* — Soquel Group LLC

(57) **CLAIM**

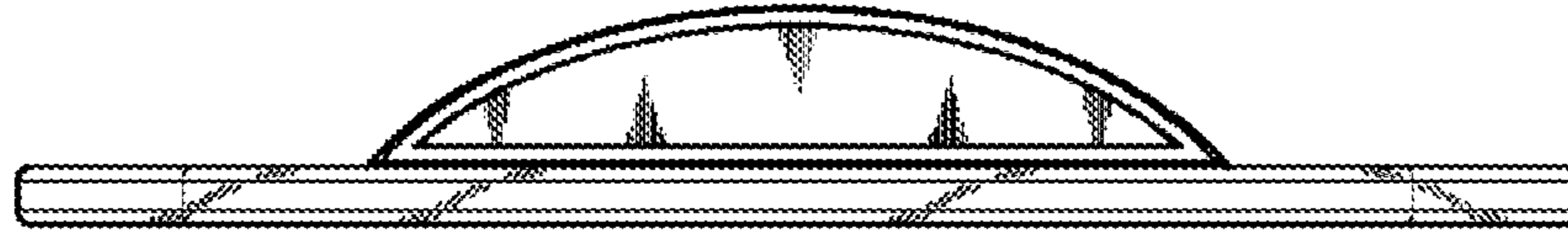
The ornamental design for serving platter, substantially as shown and described.

**DESCRIPTION**

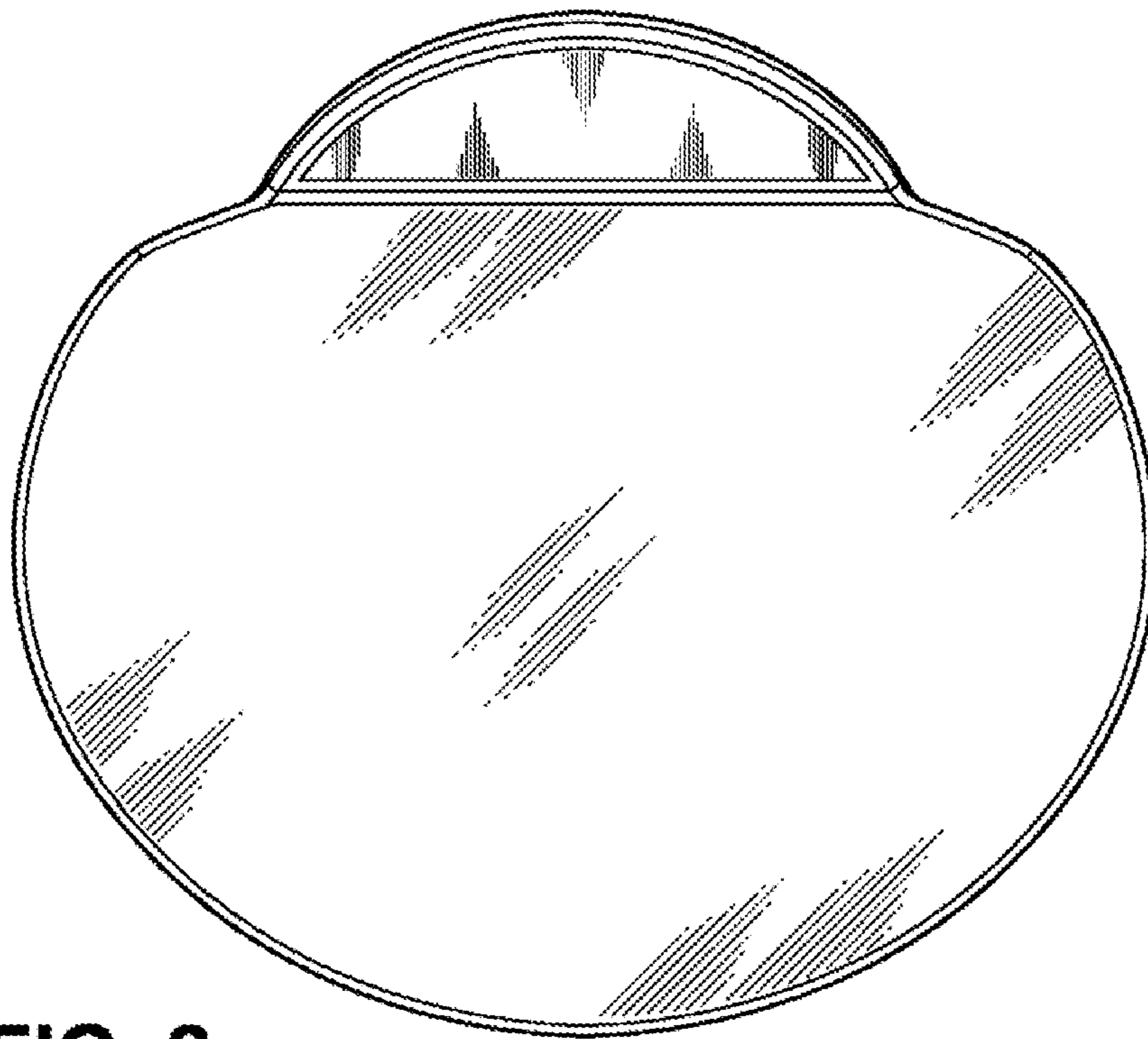
FIG. 1 is a front elevation view of a serving platter showing our new design;  
FIG. 2 is a top view thereof;  
FIG. 3 is a side elevation view thereof;  
FIG. 4 is a front perspective view thereof;  
FIG. 5 is a back perspective view thereof;  
FIG. 6 is a front elevation view of another embodiment of a serving platter showing our new design;  
FIG. 7 is a top view of the serving platter of FIG. 6;  
FIG. 8 is a side elevation view thereof;  
FIG. 9 is a front perspective view thereof; and,  
FIG. 10 is a back perspective view thereof.  
The broken lines represent portions of the structure that form no part of the claim.

**1 Claim, 4 Drawing Sheets**





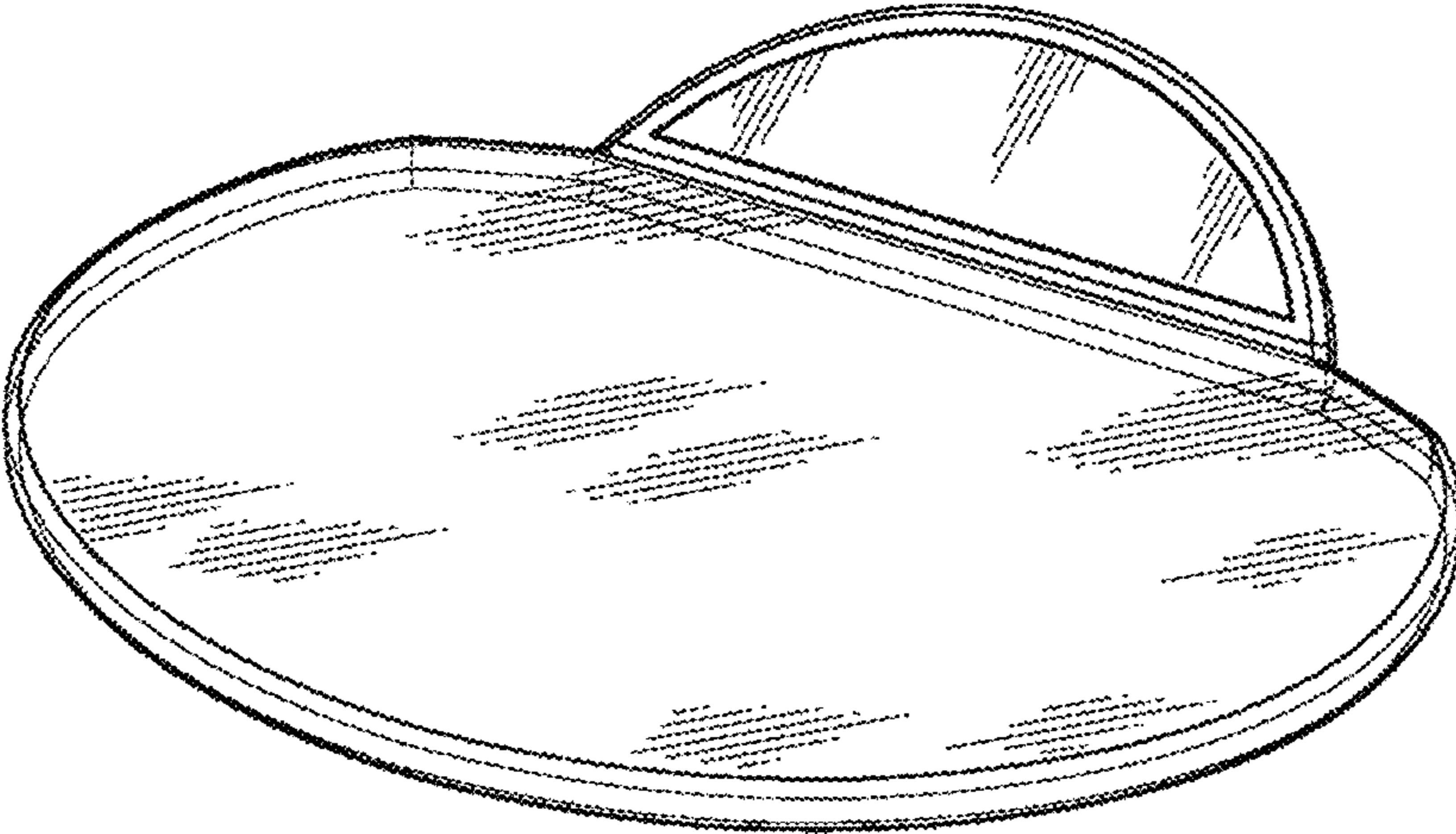
**FIG. 1**



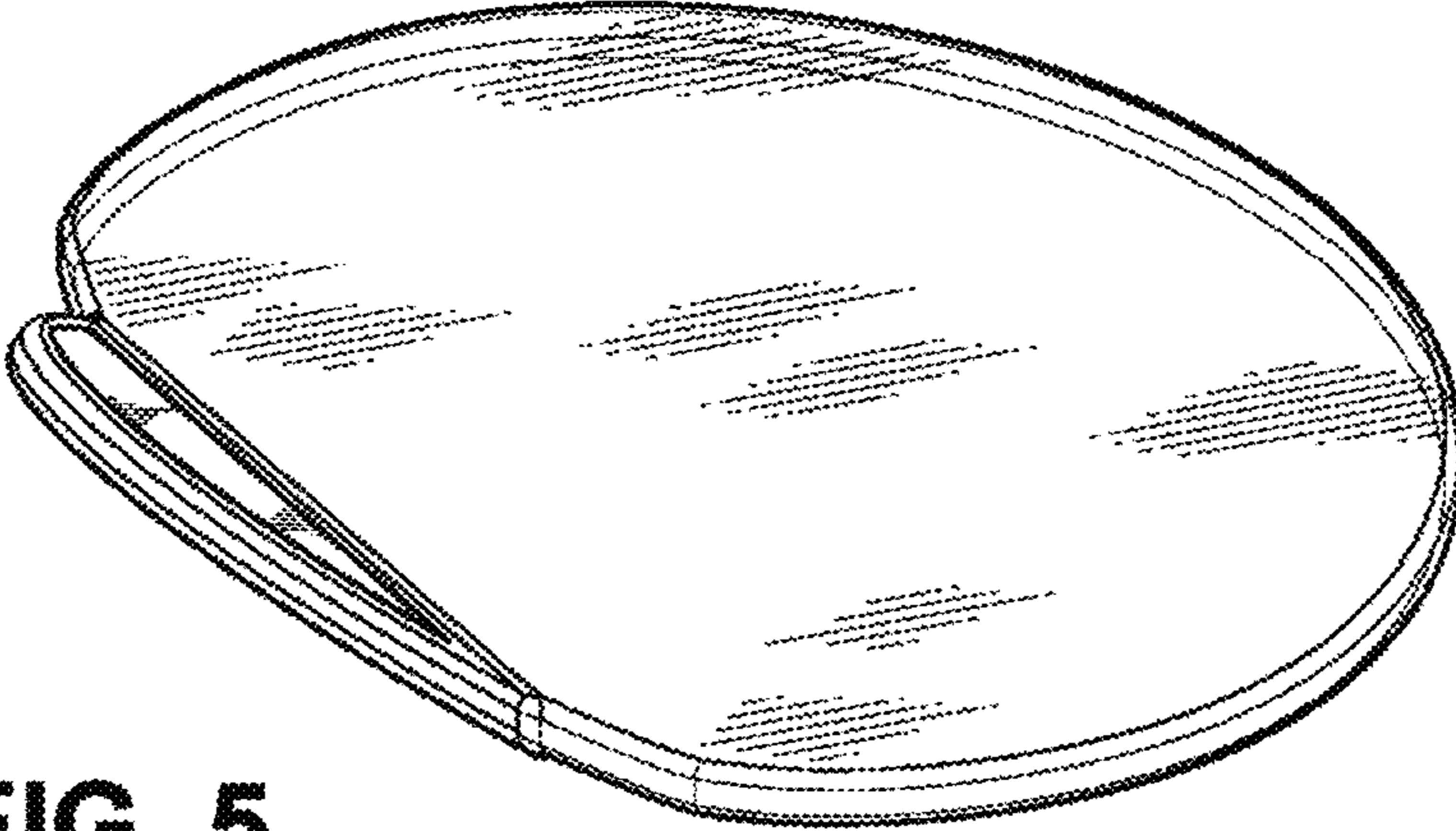
**FIG. 2**




**FIG. 3**



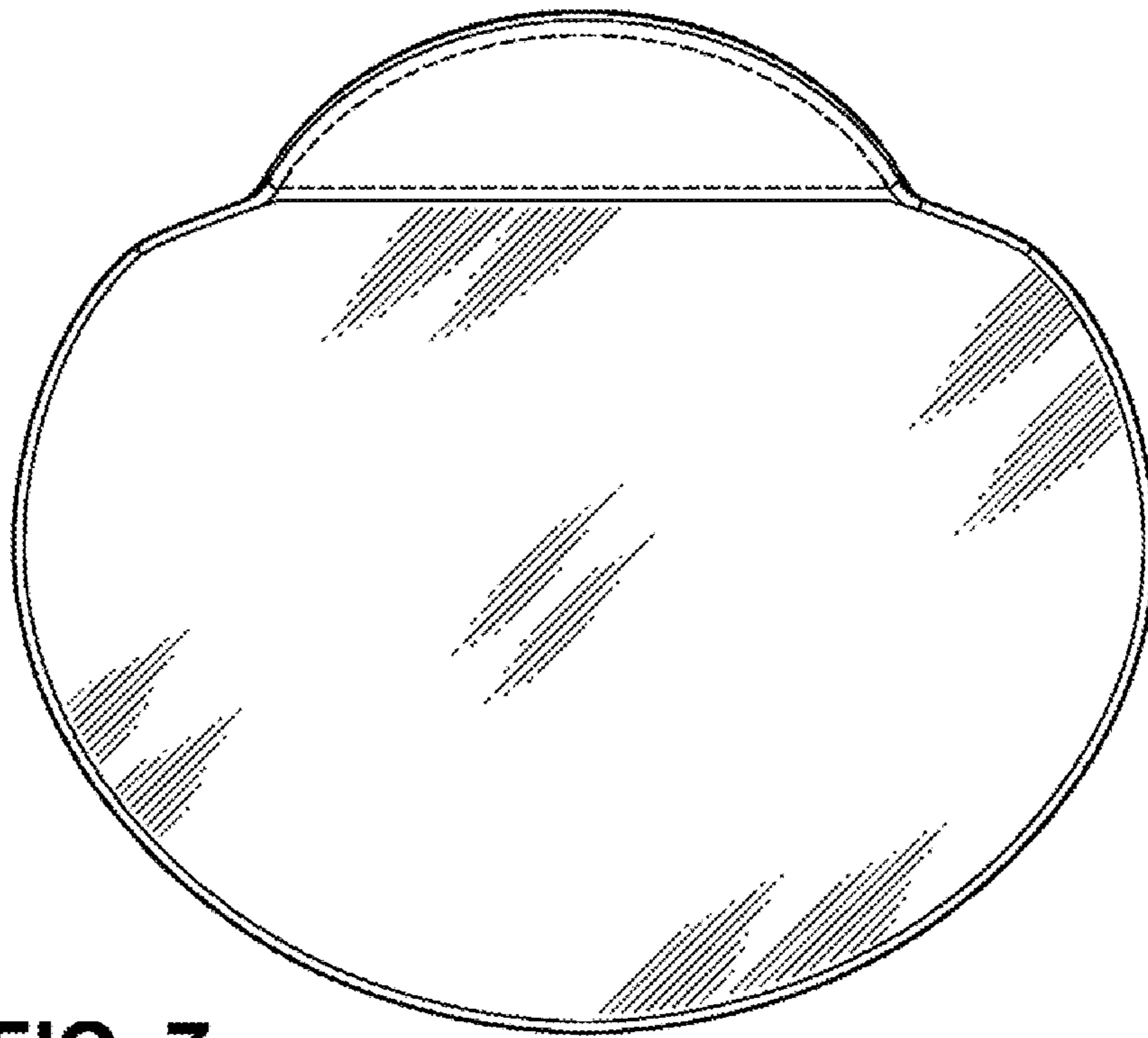
**FIG. 4**



**FIG. 5**




**FIG. 6**



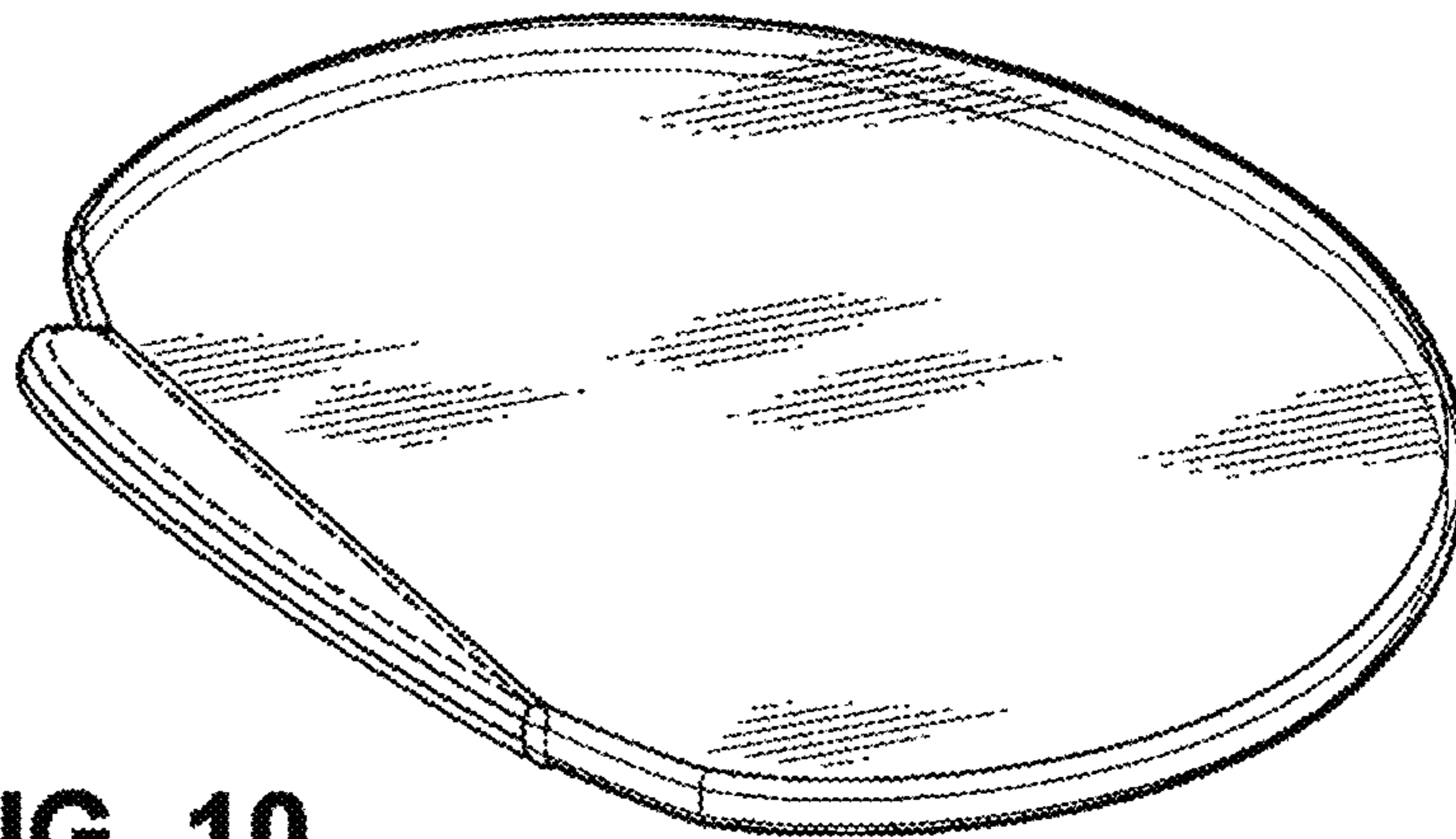
**FIG. 7**



**FIG. 8**



**FIG. 9**



**FIG. 10**