



US00D907413S

(12) **United States Design Patent**
Bogdan

(10) **Patent No.:** **US D907,413 S**

(45) **Date of Patent:** **** Jan. 12, 2021**

- (54) **MODULAR DISPLAY RACK**
- (71) Applicant: **CVB INC**, Logan, UT (US)
- (72) Inventor: **Holly Bogdan**, Logan, UT (US)
- (**) Term: **15 Years**
- (21) Appl. No.: **29/720,427**
- (22) Filed: **Jan. 13, 2020**
- (51) **LOC (13) Cl.** **06-06**
- (52) **U.S. Cl.**
USPC **D6/675.1**
- (58) **Field of Classification Search**
USPC D6/672, 675, 675.1, 682, 682.1, 705
CPC ... A47F 1/00; A47F 5/00; A47B 45/00; A47B
47/04; A47B 57/00; A47B 63/00; A47B
47/021; A47B 47/0083; A47B 47/0008
See application file for complete search history.

(56) **References Cited**

U.S. PATENT DOCUMENTS

D391,783 S *	3/1998	Neufeld	D6/661
D477,160 S *	7/2003	Grosfillex	D6/675.1
D492,860 S *	7/2004	Bertoncini	D6/661
D499,583 S *	12/2004	Anderson	D6/675.1
D517,346 S *	3/2006	Boudreau	D6/662.1
D731,823 S *	6/2015	Kelinske	D6/675.1
D825,233 S *	8/2018	Yamamoto	D6/675.1

D843,756 S *	3/2019	Johnson	D6/675
D871,806 S *	1/2020	Young	D6/671
D878,116 S *	3/2020	Davis	D6/675.1
D878,821 S *	3/2020	Davis	D6/661
D891,606 S *	7/2020	Baker	D23/404
D891,831 S *	8/2020	Davis	D6/675.1
2005/0103734 A1 *	5/2005	Saltzberg	A47B 96/1441 211/187
2016/0256032 A1 *	9/2016	Bhajak	A47L 15/507
2018/0064246 A1 *	3/2018	Kassanoff	H05K 5/0017

* cited by examiner

Primary Examiner — Kelley A Donnelly

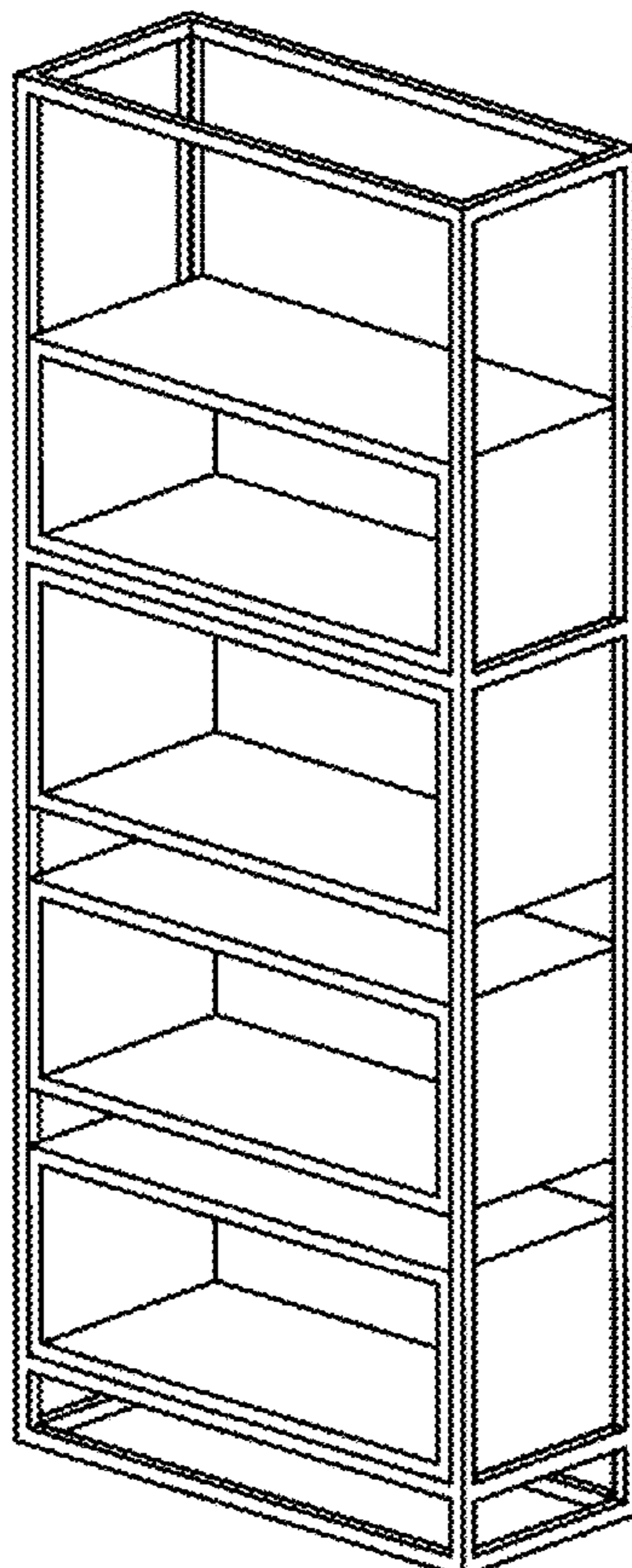
(57) **CLAIM**

The ornamental design for a modular display rack, as shown and described.

DESCRIPTION

FIG. 1 is a front perspective view of a modular display rack; FIG. 2 is a top plan view of the modular display rack of FIG. 1; FIG. 3 is a left-side view of the modular display rack of FIG. 1; FIG. 4 is a front view of the modular display rack of FIG. 1; FIG. 5 is a right-side view of the modular display rack of FIG. 1; FIG. 6 is a rear view of the modular display rack of FIG. 1; and, FIG. 7 is a bottom plan view of the modular display rack of FIG. 1.

1 Claim, 2 Drawing Sheets



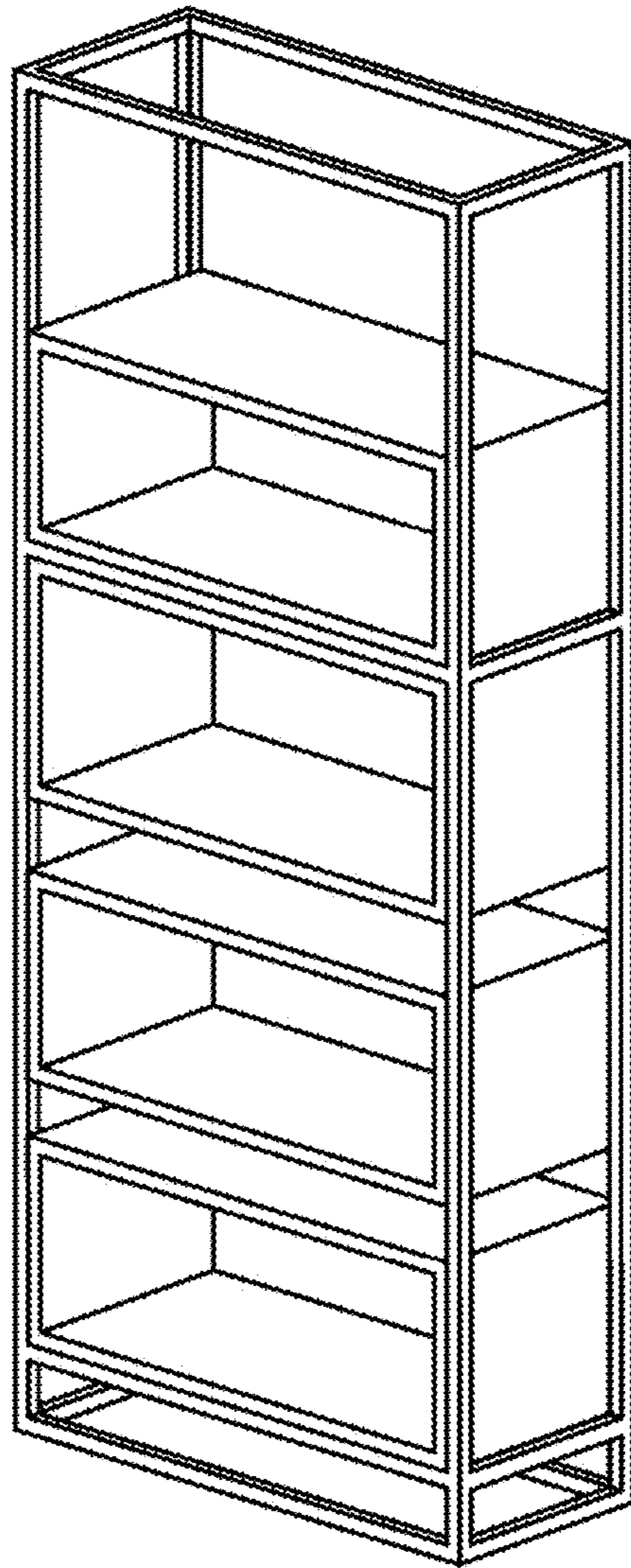


FIG. 1



FIG. 2




FIG. 3




FIG. 4

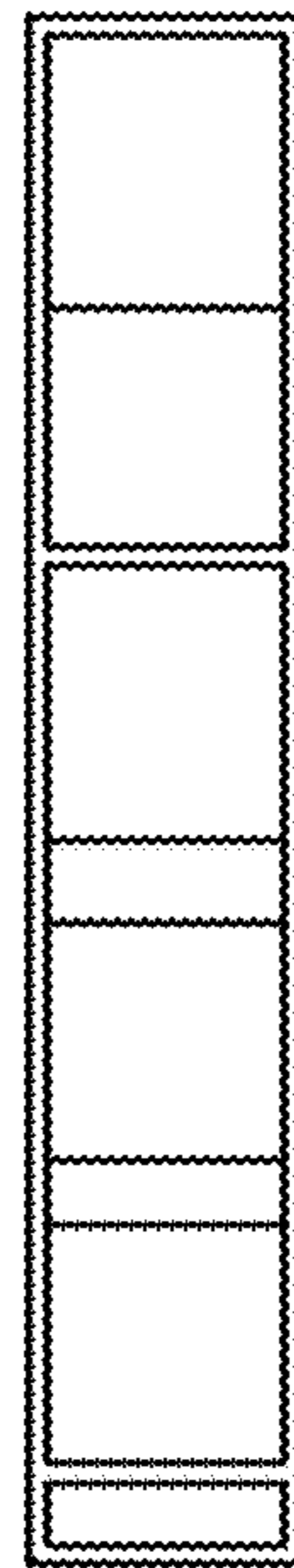


FIG. 5




FIG. 6



FIG. 7