



US00D907396S

(12) **United States Design Patent** (10) **Patent No.:** **US D907,396 S**
Roberti (45) **Date of Patent:** **** Jan. 12, 2021**

(54) **BATHROOM RECEPTACLE**
(71) Applicant: **CURVER LUXEMBOURG Sarl**,
Niedercom (LU)
(72) Inventor: **Giuseppe Roberti**, Padua (IT)
(73) Assignee: **CURVER LUXEMBOURG Sarl**,
Niedercom (LU)
(**) Term: **15 Years**
(21) Appl. No.: **29/736,226**
(22) Filed: **May 28, 2020**

Related U.S. Application Data

(62) Division of application No. 29/645,593, filed on Apr. 27, 2018.

(30) **Foreign Application Priority Data**

Feb. 1, 2018 (IL) 61591

(51) **LOC (13) Cl.** **06-04**

(52) **U.S. Cl.**
USPC **D6/524; D6/527; D3/313**

(58) **Field of Classification Search**
USPC D6/524-536, 551; D3/304-314, 273,
D3/274, 283, 302; D32/35, 37, 40, 42,
D32/45, 52, 53; D34/1, 7, 11; D4/116,
D4/199; D7/509-511, 523, 531, 624.2;
D19/75, 77, 81, 84, 85; D9/551, 554,
D9/556, 564, 567, 569, 414, 424, 425,
D9/428-430, 432, 444; D28/73, 90;
D11/143, 152, 155
CPC A47K 1/09; A47K 11/10; A47K 3/001;
A46B 17/00; A46B 17/04; A46B
2200/304; A46B 15/0095; A46B 15/0097;
A47G 29/08; B65D 1/00; B65D 1/22;
B65D 1/24; B65D 1/26; B65D 1/265;
B65D 1/38; B65D 1/40

See application file for complete search history.

(56) **References Cited**

U.S. PATENT DOCUMENTS

D80,330 S * 1/1930 Mosser D7/523
D192,454 S * 3/1962 Ebstein D34/1
3,335,902 A * 8/1967 Javorik B65D 7/46
220/673
D233,218 S * 10/1974 Lynn D32/53
D234,574 S * 3/1975 Schimkat D9/425
D271,247 S * 11/1983 Lee D34/7
4,834,262 A * 5/1989 Reed B65F 1/004
220/23.6
D301,786 S * 6/1989 Yoshikawa D34/1
D302,069 S * 7/1989 Yoshikawa D3/312
D305,174 S * 12/1989 Yoshikawa D3/309

(Continued)

FOREIGN PATENT DOCUMENTS

DE 29918006 U1 * 12/1999 B65D 77/046

Primary Examiner — Catherine A Tuttle

(74) *Attorney, Agent, or Firm* — Vorys, Sater, Seymour & Pease LLP; William Klima


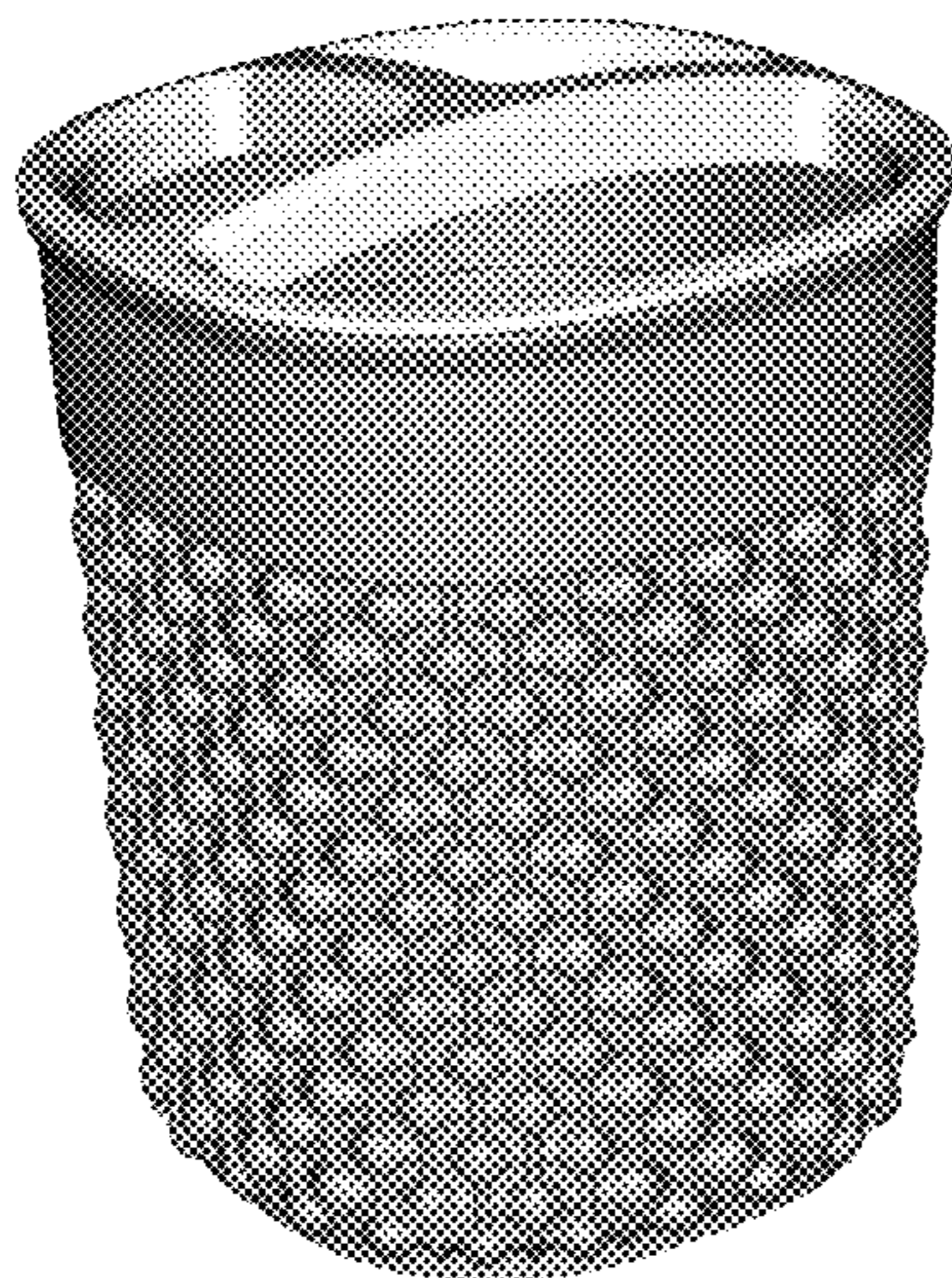
(57) **CLAIM**

The ornamental design for a bathroom receptacle, as shown and described.

DESCRIPTION

FIG. 1 is a perspective view showing my new design for a bathroom receptacle;
FIG. 2 is a front elevational view thereof;
FIG. 3 is a rear elevational view thereof;
FIG. 4 is a right side elevational view thereof; the left side elevational view being a mirror image of FIG. 4;
FIG. 5 is a top plan view thereof; and,
FIG. 6 is a bottom plan view thereof.
The portion delineated in dashed lines form no part of the claimed design.

1 Claim, 6 Drawing Sheets



(56)

References Cited

U.S. PATENT DOCUMENTS

D305,471 S * 1/1990 Yoshikawa D3/314
5,058,763 A * 10/1991 Dickinson B65F 1/1607
220/495.09
D351,705 S * 10/1994 Bird D32/74
D510,684 S * 10/2005 Crosby D3/313
D511,546 S * 11/2005 Trombly D19/77
D527,845 S * 9/2006 Ng D28/73
D602,742 S * 10/2009 Sutandar D7/523
D714,570 S * 10/2014 DeChristofaro D6/524
D714,572 S * 10/2014 DeChristofaro D6/534
D760,982 S * 7/2016 Baldwin D32/53
D794,960 S * 8/2017 Takagaki D3/307
D826,594 S * 8/2018 Joseph D6/528
D827,961 S * 9/2018 Sanchez-Vizcaino D32/37
D832,580 S * 11/2018 Sanchez-Vizcaino D3/312
D850,794 S * 6/2019 Sanchez-Vizcaino D3/304
2003/0209556 A1 * 11/2003 Gruber B65D 1/265
220/738

* cited by examiner

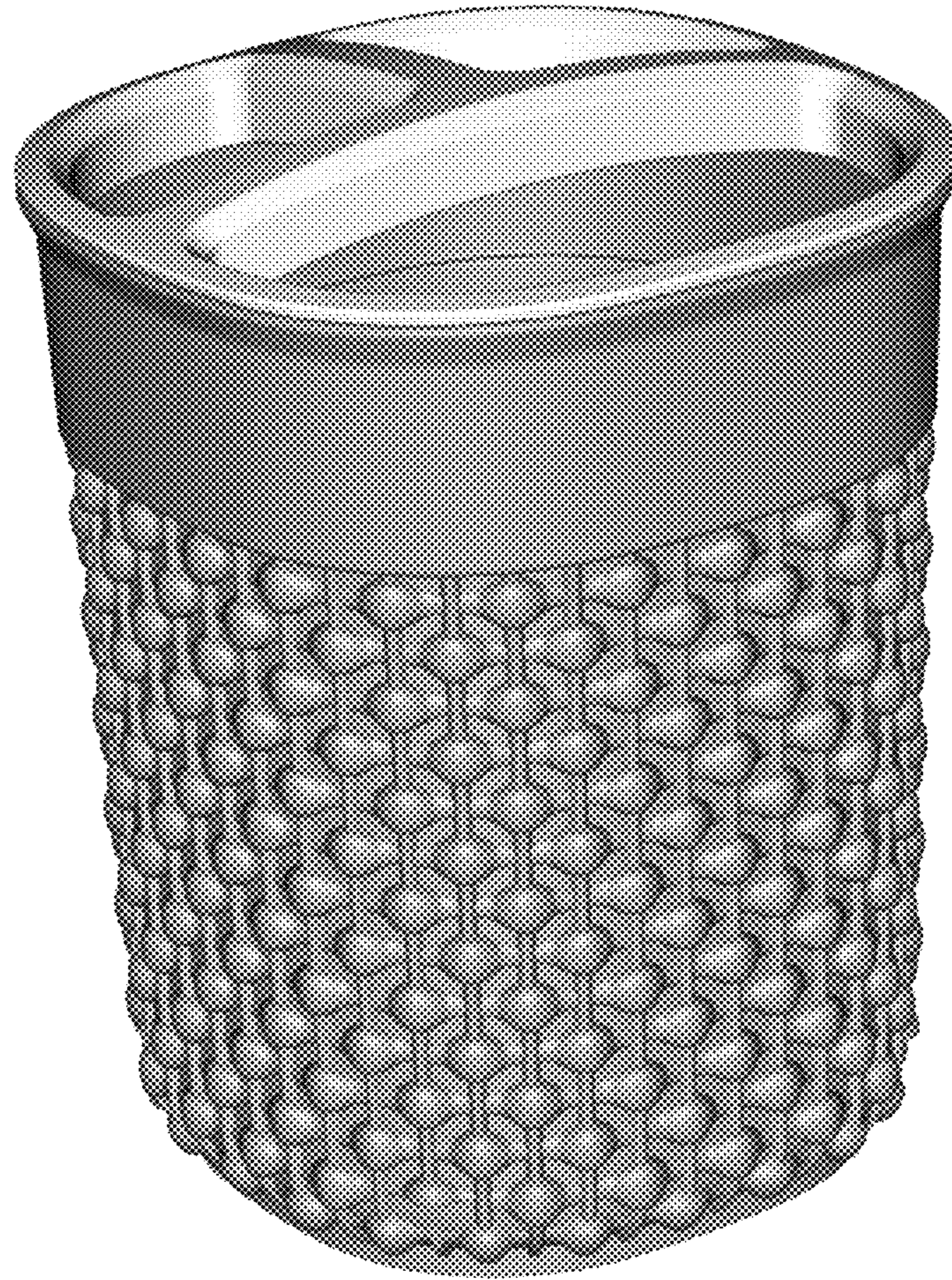


FIG. 1




Fig. 2




Fig. 3




Fig. 4




Fig. 5




Fig. 6