



US00D907371S

(12) **United States Design Patent**
Ebrahimi Afrouzi et al.

(10) **Patent No.:** **US D907,371 S**

(45) **Date of Patent:** **** *Jan. 12, 2021**

(54) **SIDE BRUSH**

(71) Applicants: **Ali Ebrahimi Afrouzi**, San Jose, CA (US); **Shahin Fathi Djalali**, San Leandro, CA (US)

(72) Inventors: **Ali Ebrahimi Afrouzi**, San Jose, CA (US); **Shahin Fathi Djalali**, San Leandro, CA (US)

(*) Notice: This patent is subject to a terminal disclaimer.

(**) Term: **15 Years**

(21) Appl. No.: **29/690,018**

(22) Filed: **May 3, 2019**

(51) **LOC (13) Cl.** **04-01**

(52) **U.S. Cl.**
USPC **D4/102; D32/31**

(58) **Field of Classification Search**
USPC D4/100, 102, 116, 119, 121, 122, 127, D4/128, 130, 133, 134, 138, 199; 15/159.1, 179, 180, 213, 34; D28/63; D32/19, 40, 51, 25, 32
CPC A46B 7/08; A46B 2200/3046; A46B 7/04; A46B 13/005; A46B 13/008; A47L 11/0472; B08B 1/002

See application file for complete search history.

(56) **References Cited**

U.S. PATENT DOCUMENTS

193,519 A * 7/1877 Kistler A46B 9/02 15/160
223,842 A * 1/1880 Dinkelbihler A61C 17/26 15/23
376,800 A * 1/1888 Frisbie A46B 13/001 15/198
440,114 A * 11/1890 Federson A46B 13/001 15/179

587,048 A * 7/1897 Topp A46B 13/001 15/179
1,325,849 A * 12/1919 Hoover F16C 33/201 384/297
1,675,617 A * 7/1928 Radinse A46B 7/08 15/198
2,755,496 A * 7/1956 Benyak A46B 7/08 15/180
2,888,697 A * 6/1959 Coggeshall A46B 7/08 15/179
3,380,098 A * 4/1968 Nelson A46B 7/10 15/179
3,431,571 A * 3/1969 Kraus A46B 13/02 15/23
3,584,328 A * 6/1971 Lechene et al. A46B 13/02 15/179
3,643,282 A * 2/1972 Lechene A46B 3/04 15/179
D369,447 S * 4/1996 Mann D32/19
6,554,614 B1 * 4/2003 Dubbe A46B 3/005 15/167.1
D573,347 S * 7/2008 Dondi D4/128
9,168,988 B2 * 10/2015 Mohr B63B 59/08
9,802,582 B2 * 10/2017 Favagrossa B24D 13/04
D810,446 S * 2/2018 Akashi D4/102

(Continued)

Primary Examiner — Karen E Eldridge Powers



(57) **CLAIM**

The ornamental design for a side brush, as shown and described.

DESCRIPTION

FIG. 1 is a top plan view of a side brush; FIG. 2 is a bottom plan view thereof; FIG. 3 is a front elevation view thereof, the rear elevation view being a mirror image thereof; FIG. 4 is a right side elevation view thereof, the left side elevation view being a mirror image thereof; FIG. 5 is a top perspective view thereof; and, FIG. 6 is a bottom perspective view thereof.

1 Claim, 6 Drawing Sheets



(56)

References Cited

U.S. PATENT DOCUMENTS

9,955,839 B2 * 5/2018 Maoro A47L 11/4038
D836,348 S * 12/2018 da costa D4/137
D862,090 S * 10/2019 Ebrahimi Afrouzi D4/120
D862,892 S * 10/2019 Ebrahimi Afrouzi D4/120
D862,893 S * 10/2019 Ebrahimi Afrouzi D4/120
D862,894 S * 10/2019 Ebrahimi Afrouzi D4/120
D862,898 S * 10/2019 Ebrahimi Afrouzi D4/120
10,453,708 B2 * 10/2019 Ishibashi B08B 11/02

* cited by examiner

FIG. 1




FIG. 2




FIG. 3

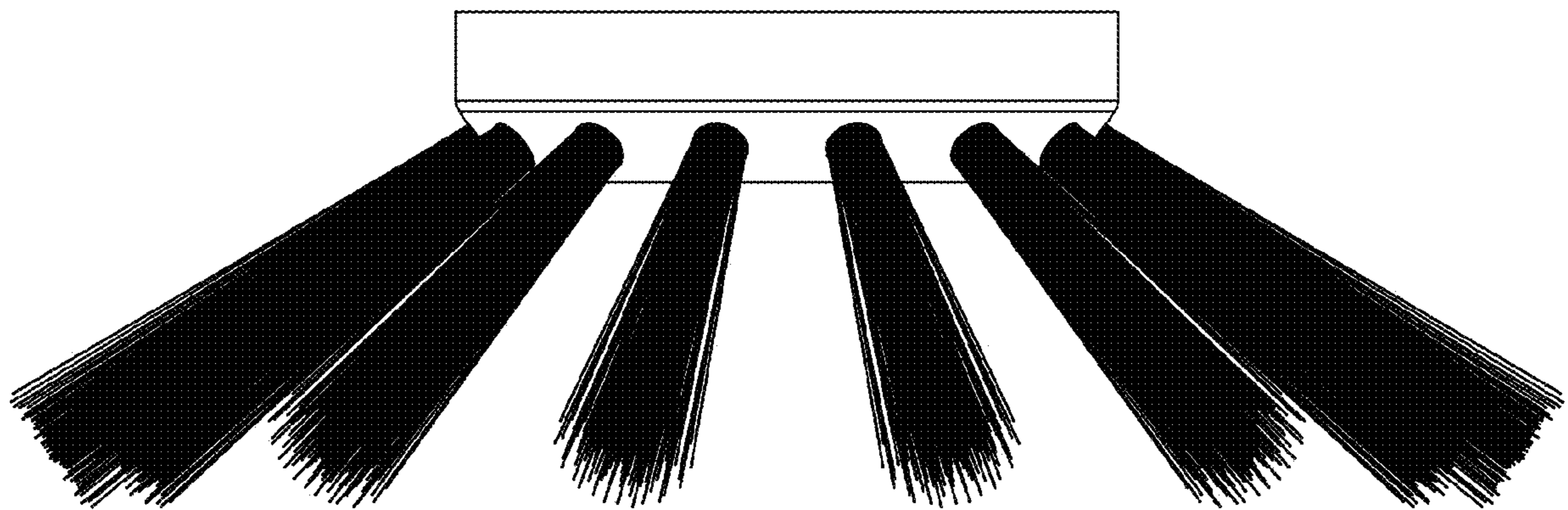


FIG. 4

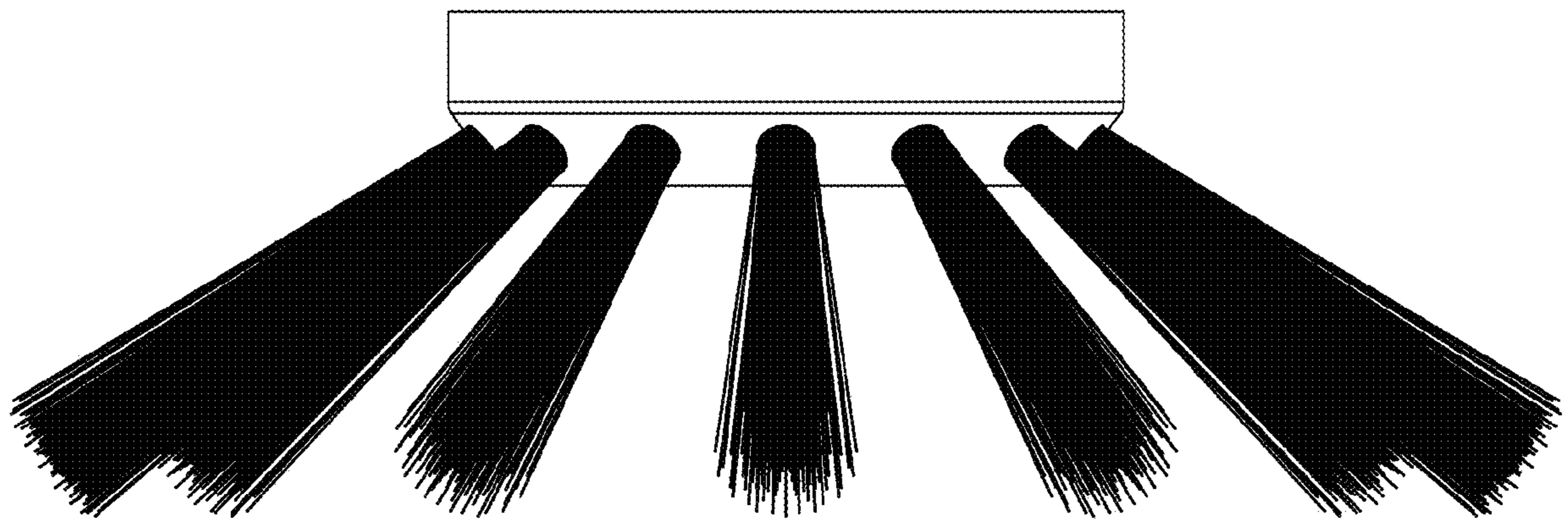


FIG. 5




FIG. 6

