



US00D907349S

(12) **United States Design Patent**
Ledbetter et al.

(10) **Patent No.:** **US D907,349 S**
(45) **Date of Patent:** **** Jan. 12, 2021**

- (54) **BOOT**
- (71) Applicant: **LaCrosse Footwear, Inc.**, Portland, OR (US)
- (72) Inventors: **Christopher Wayne Ledbetter**, Vancouver, WA (US); **Matt Dunbar**, Portland, OR (US)
- (73) Assignee: **LaCrosse Footwear, Inc.**, Portland, OR (US)

D407,196 S *	3/1999	Brooks	D2/969
D449,435 S *	10/2001	Johnson	D2/909
D825,910 S *	8/2018	Nelson	D2/970
D858,046 S *	9/2019	Ledbetter	D2/912

* cited by examiner

Primary Examiner — Rashida C. Walshon
(74) *Attorney, Agent, or Firm* — Perkins Coie LLP

(**) Term: **15 Years**

(57) **CLAIM**

(21) Appl. No.: **29/629,707**

The ornamental design for the boot, as shown and described.

(22) Filed: **Dec. 14, 2017**

(51) **LOC (13) Cl.** **02-04**

(52) **U.S. Cl.**

USPC **D2/970**; D2/911; D2/912

(58) **Field of Classification Search**

USPC D2/896–900, 909–912, 920, 943, 946,
D2/969, 970–974

CPC A43B 23/07; A43B 3/16; A43B 23/00;
A43B 23/02; A43B 5/04; A43B 3/02

See application file for complete search history.

(56) **References Cited**

U.S. PATENT DOCUMENTS

D368,361 S *	4/1996	Brooks	D2/912
D401,401 S *	11/1998	Brooks	D2/970

DESCRIPTION

FIG. 1 is an isometric view of a boot showing our new design.

FIG. 2 is a front elevational view thereof.

FIG. 3 is a rear elevational view thereof.

FIG. 4 is a right-side elevational view thereof.


FIG. 5 is a left-side elevational view thereof.

FIG. 6 is a top plan view thereof; and,

FIG. 7 is a bottom plan view thereof.

The broken lines in the drawings represent unclaimed environment form no part of the claim.

1 Claim, 7 Drawing Sheets






FIG. 1

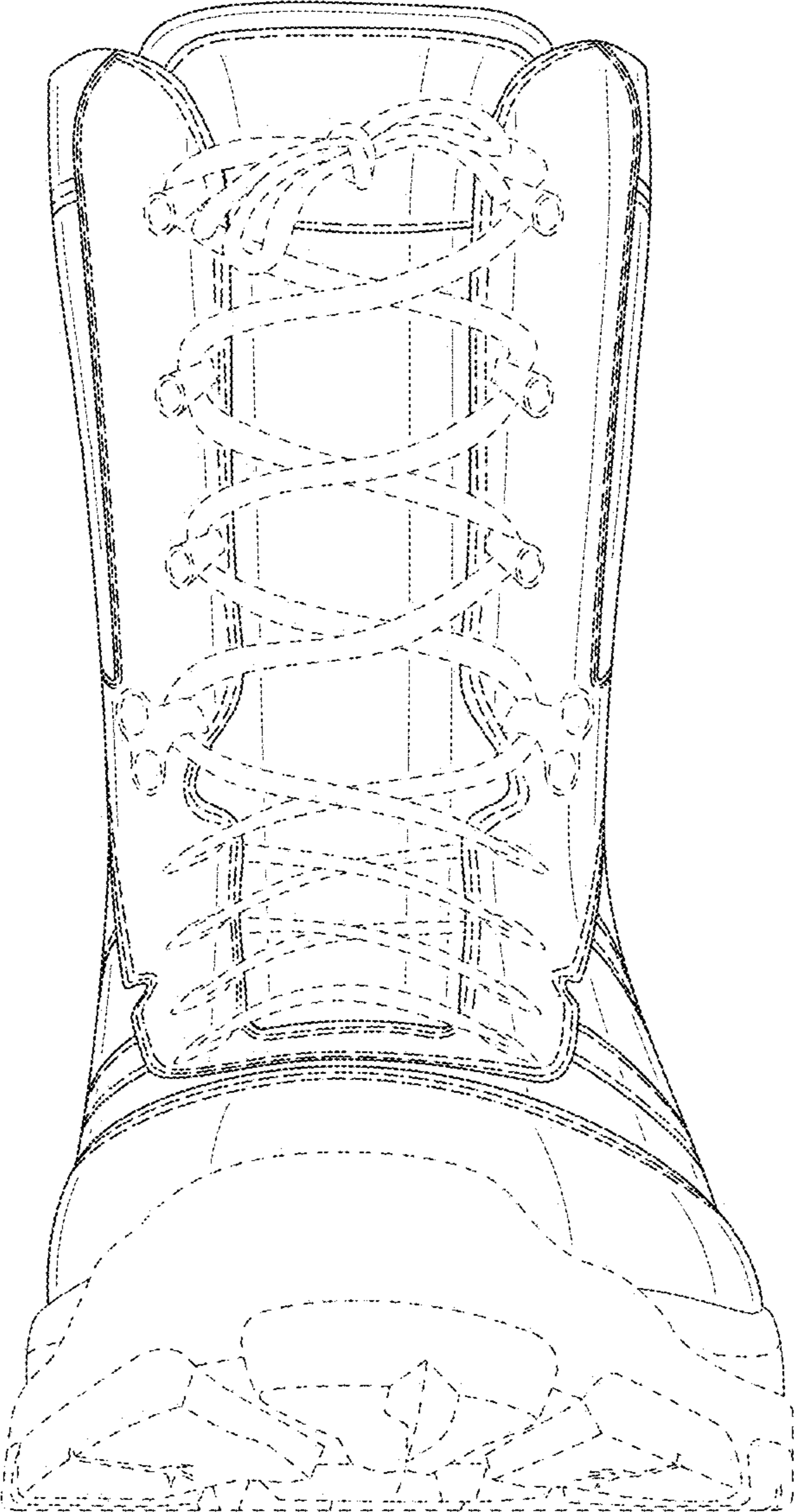


FIG. 2

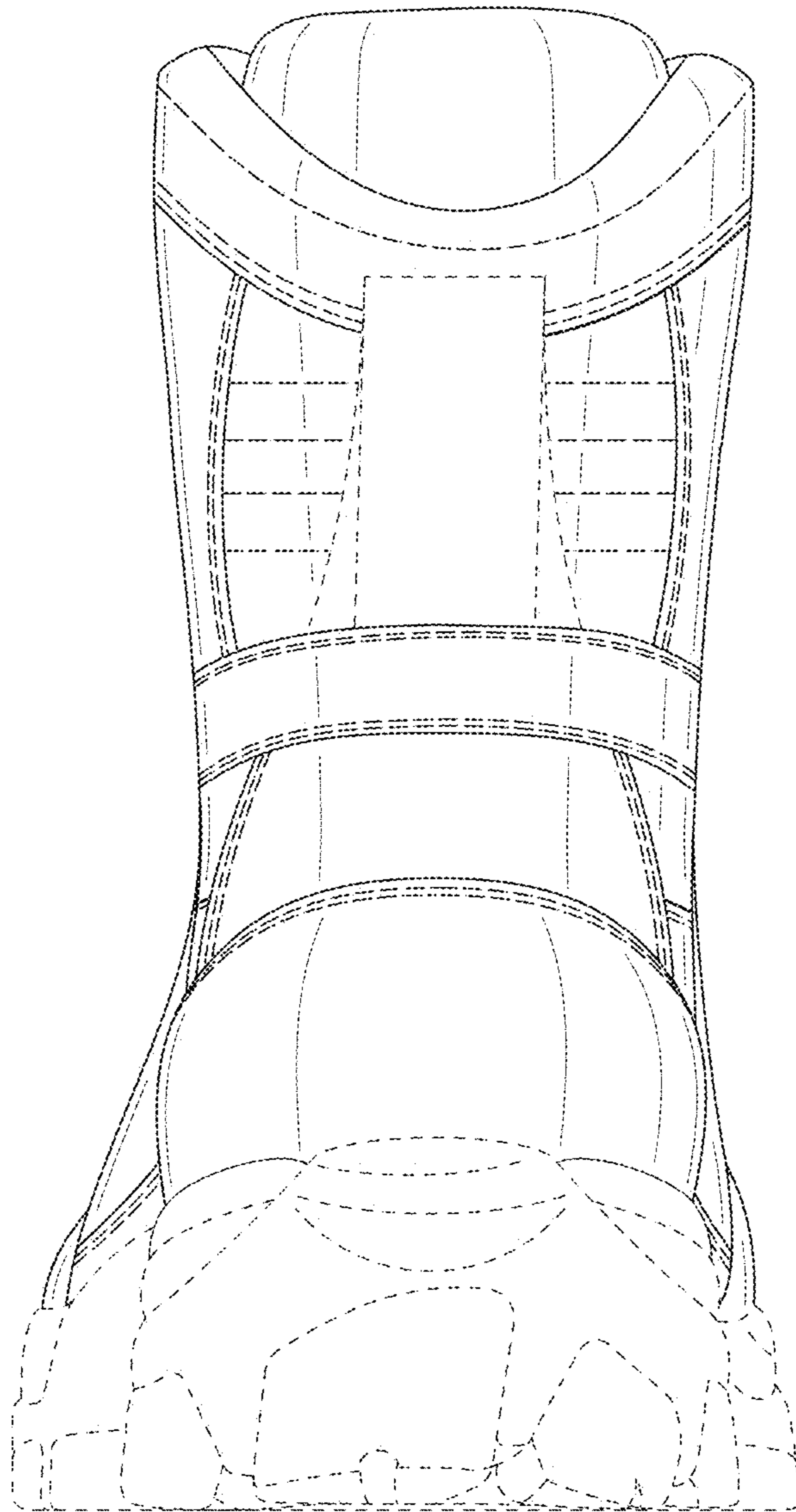


FIG. 3



FIG. 4



FIG. 5

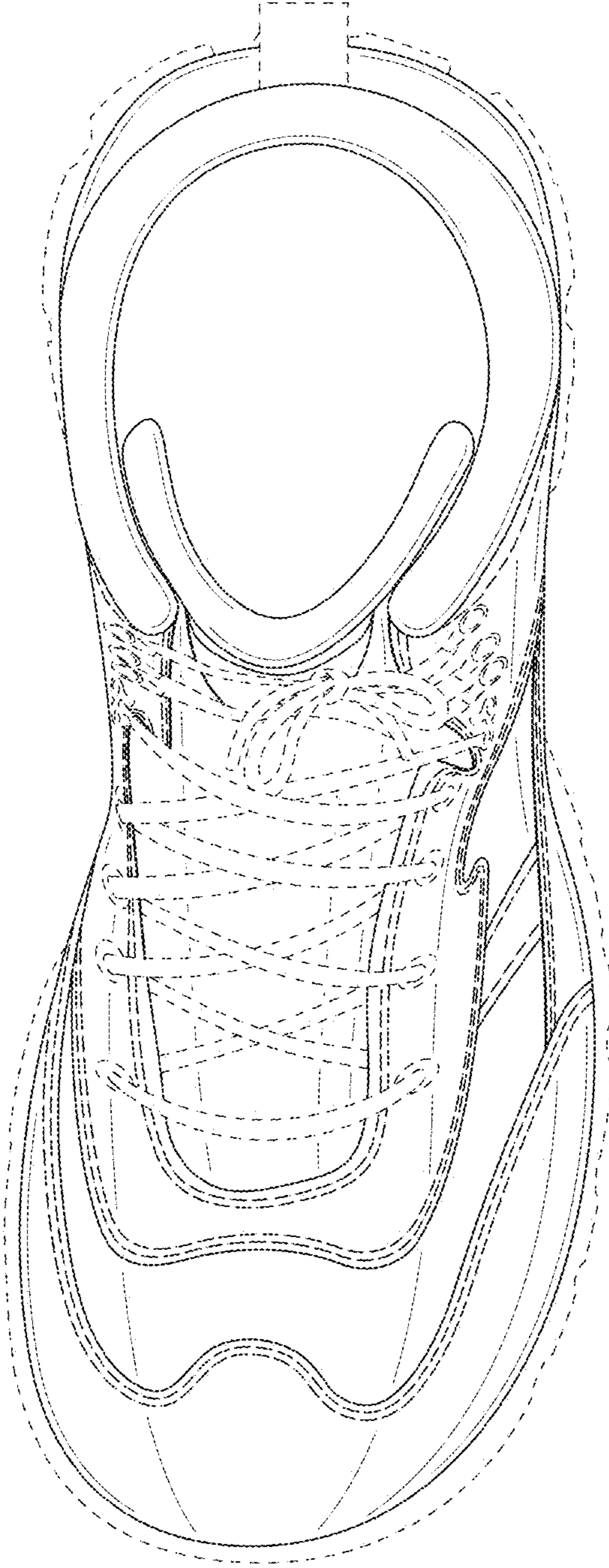


FIG. 6

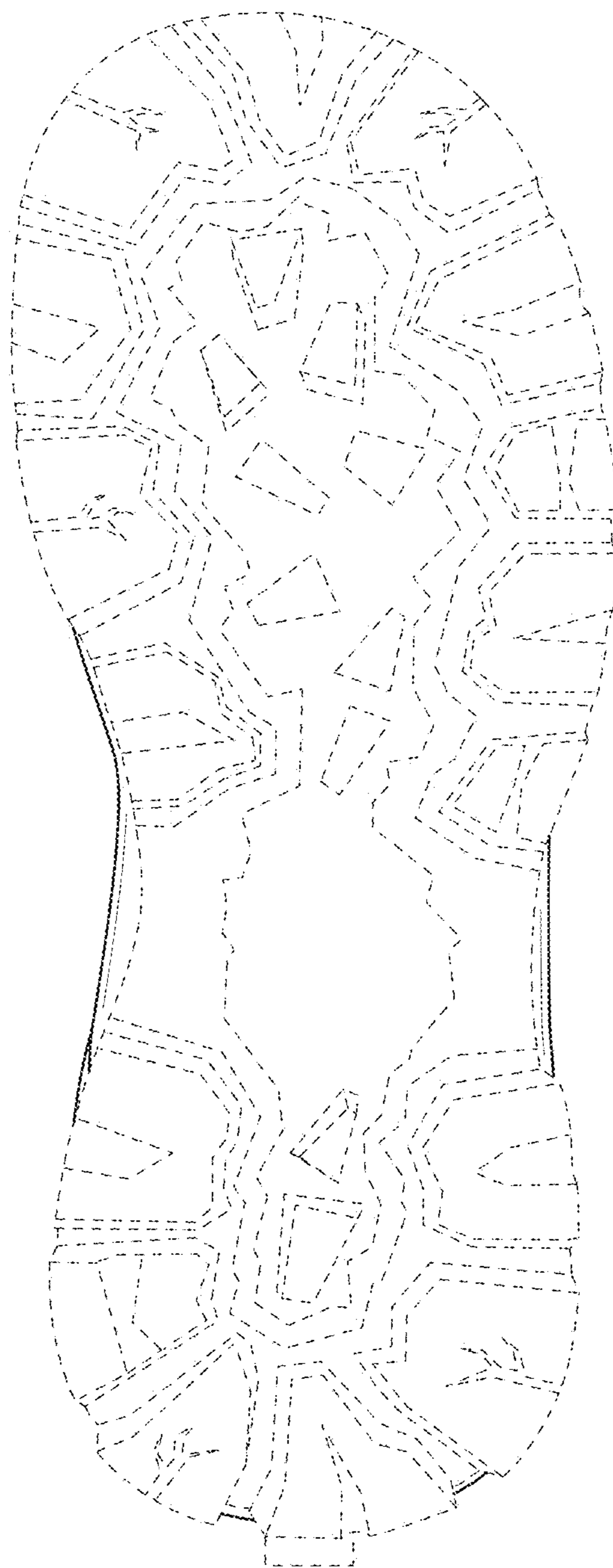


FIG. 7