



US00D907345S

(12) **United States Design Patent**
Graffeo

(10) **Patent No.:** **US D907,345 S**

(45) **Date of Patent:** **** Jan. 12, 2021**

(54) **SHOE SOLE WITH INTERCHANGEABLE MEMBERS**

(71) Applicant: **FlipRocks, LLC**, Sandy Hook, CT (US)

(72) Inventor: **Anthony Graffeo**, Sandy Hook, CT (US)

(73) Assignee: **FlipRocks, LLC**, Sandy Hook, CT (US)

(**) Term: **15 Years**

(21) Appl. No.: **29/650,885**

(22) Filed: **Jun. 11, 2018**

Related U.S. Application Data

(63) Continuation-in-part of application No. 15/371,391, filed on Dec. 7, 2016, now Pat. No. 9,993,045.

(51) **LOC (13) Cl.** **02-04**

(52) **U.S. Cl.**
USPC **D2/951**; D2/947; D2/953; D2/957

(58) **Field of Classification Search**
USPC D2/902, 906, 908, 916, 918, 925, D2/946-962, 977; 36/3 B, 22 R, 24.5, 36/25 R, 28, 32 R, 34 R, 59 C, 67 A, 103
CPC A43B 13/00; A43B 13/02; A43B 13/023; A43B 13/026; A43B 13/04; A43B 13/08; A43B 13/10; A43B 13/12; A43B 13/14; A43B 13/141; A43B 13/143; A43B 13/16; A43B 13/18; A43B 13/181; A43B 13/187; A43B 13/189; A43B 13/20; A43B 13/22; A43B 13/223; A43B 13/24; A43B 13/28; A43B 13/30; A43B 13/32; A43B 13/34; A43B 13/36

See application file for complete search history.

(56) **References Cited**

U.S. PATENT DOCUMENTS

1,032,600	A *	7/1912	Grout	A43C 15/063 36/62
2,628,437	A *	2/1953	Forsythe	A43C 15/02 36/7.7
5,689,901	A	11/1997	Bell	
5,799,417	A	9/1998	Burke et al.	
5,802,738	A	9/1998	Ferniani	
5,813,143	A *	9/1998	Bell	A43C 15/06 36/59 R
5,836,090	A	11/1998	Smith	
6,154,982	A	12/2000	Bell	
6,836,977	B2 *	1/2005	Larson	A43B 3/16 36/59 R
7,409,782	B2 *	8/2008	Larson	A43B 3/16 36/59 R
7,451,557	B2	11/2008	McDonald et al.	
7,520,069	B2	4/2009	Workman	
D600,895	S *	9/2009	Morgan	D2/951

(Continued)

Primary Examiner — T Chase Nelson

(74) *Attorney, Agent, or Firm* — McDonald Hopkins LLC

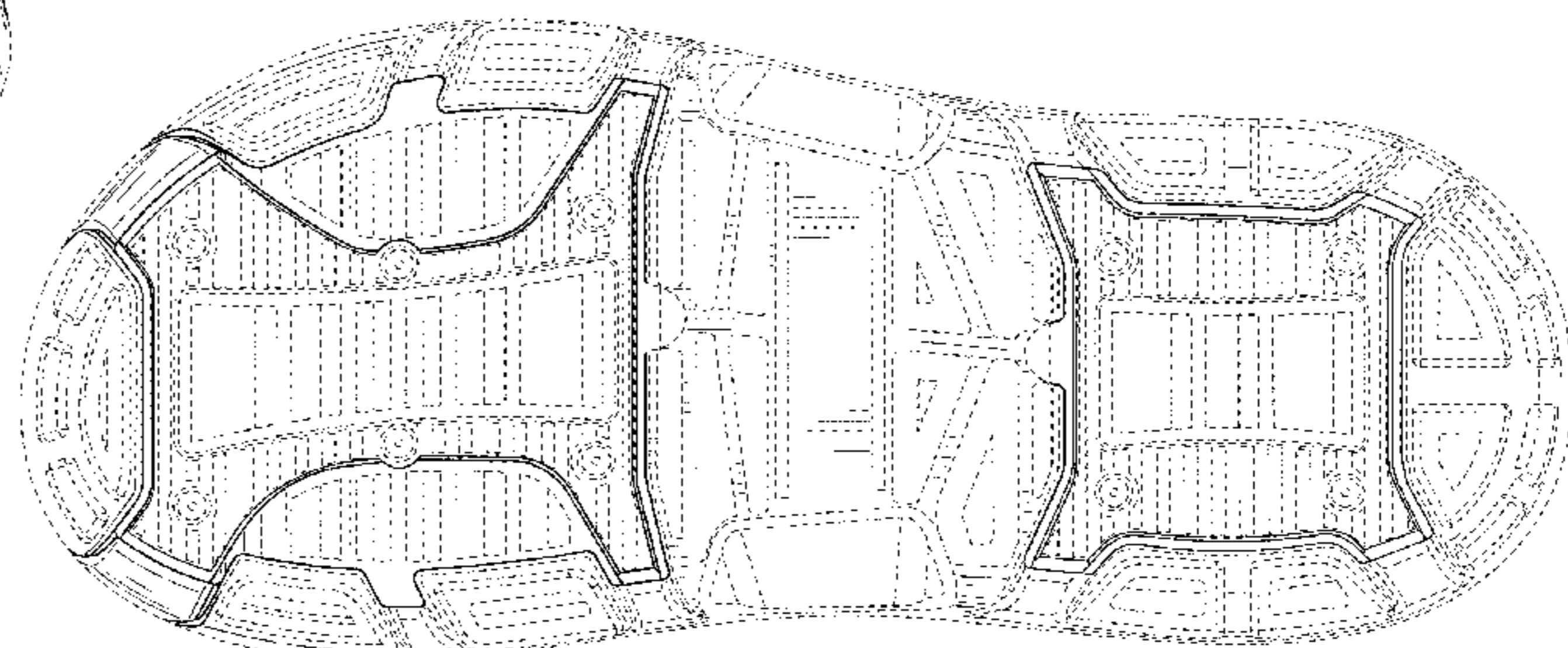
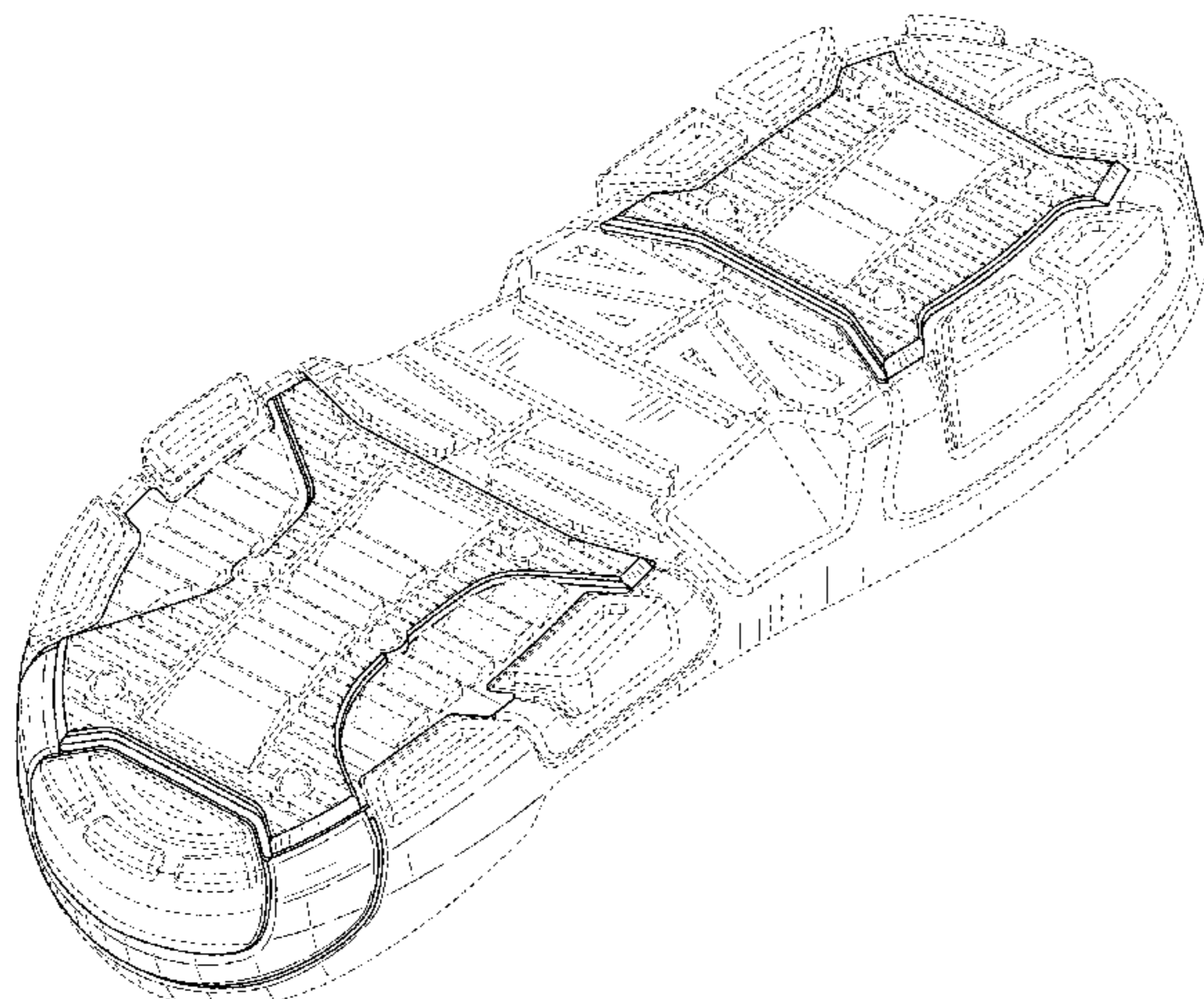
(57) **CLAIM**

The ornamental design of a shoe sole with interchangeable members, as shown and described.

DESCRIPTION

FIG. 1 is a perspective view of a shoe sole with interchangeable members showing my new design;
FIG. 2 is a first side view thereof;
FIG. 3 is second side view thereof;
FIG. 4 is a front view thereof;
FIG. 5 is a rear view thereof;
FIG. 6 is a top view thereof; and,
FIG. 7 is a bottom view thereof.

(Continued)



The broken lines in the figures are included for the purpose of illustrating portions of a shoe sole with interchangeable members or environmental subject matter and form no part of the claimed design.

1 Claim, 5 Drawing Sheets

(56)

References Cited

U.S. PATENT DOCUMENTS

7,584,553	B1	9/2009	Medley	
7,823,299	B1	11/2010	Brigham	
8,474,155	B2	7/2013	McDonald et al.	
D688,035	S *	8/2013	Recchi	D2/951
8,510,974	B2	8/2013	Yue	
8,991,069	B2 *	3/2015	Jones	A43C 15/061 36/7.6
D732,805	S *	6/2015	Bruder	D2/911
9,565,890	B2 *	2/2017	Walsh	A43B 5/001
9,622,545	B2 *	4/2017	Bell	A43C 15/066
9,993,045	B2 *	6/2018	Graffeo	A43B 13/122
10,004,298	B2 *	6/2018	Bunch	A43C 15/02
D844,944	S *	4/2019	Theodorus van Oudvors	A43B 13/223 D2/910

D858,052	S *	9/2019	Bongers	A43B 13/122 D2/947
2003/0093922	A1 *	5/2003	Delgorgue	A43B 13/223 36/59 R
2003/0172553	A1 *	9/2003	Truelsen	A43B 13/125 36/102
2006/0277794	A1 *	12/2006	Schindler	A43B 13/187 36/28
2009/0152774	A1 *	6/2009	Hensley	B29D 35/122 264/524
2010/0223809	A1	9/2010	Hensch	
2010/0223812	A1	9/2010	Bastida	
2014/0053427	A1 *	2/2014	Patton	A43B 13/189 36/29
2014/0182167	A1 *	7/2014	James	A43B 13/181 36/88
2015/0013185	A1 *	1/2015	Elder	A43B 13/141 36/83
2015/0230561	A1 *	8/2015	Bunch	A43C 15/066 36/59 C
2016/0029739	A1	2/2016	Dias	
2017/0042283	A1 *	2/2017	Nakaya	A43B 13/181
2017/0079373	A1 *	3/2017	Huard	A43B 13/122
2017/0181493	A1 *	6/2017	Graffeo	A43B 13/223
2017/0280822	A1 *	10/2017	Langvin	A43B 13/188
2018/0289102	A1 *	10/2018	Graffeo	A43B 13/122

* cited by examiner

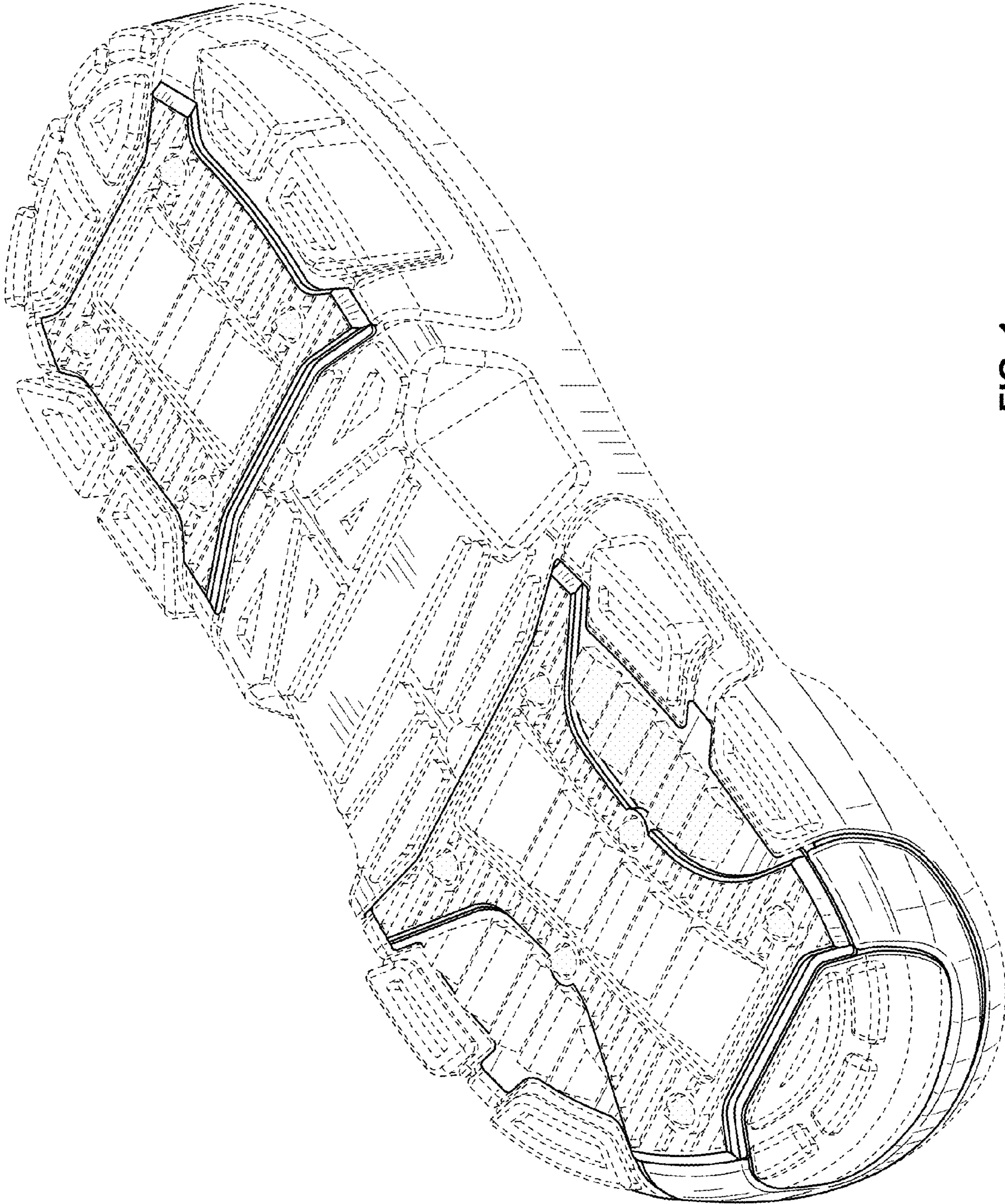


FIG. 1

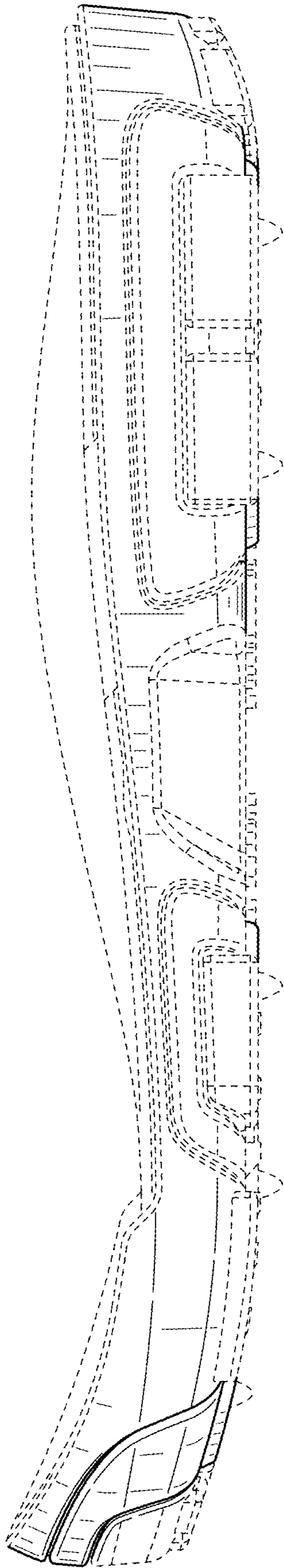


FIG. 2

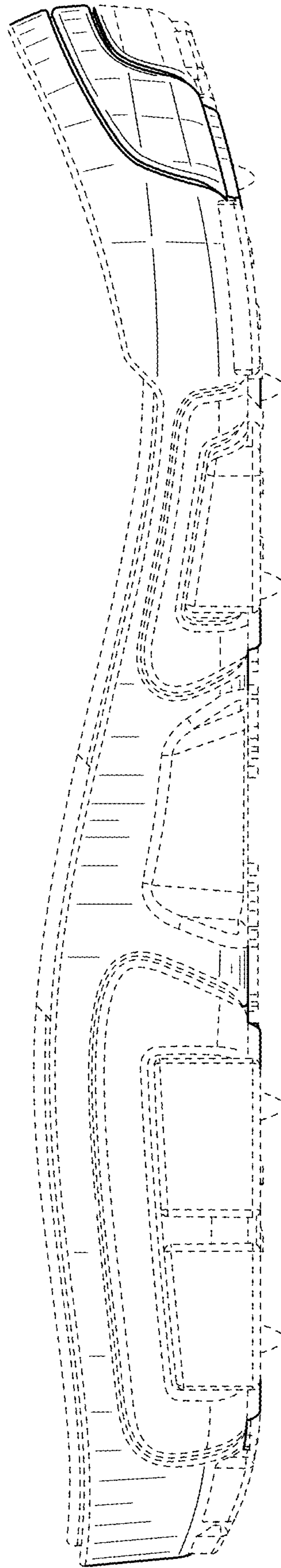


FIG. 3

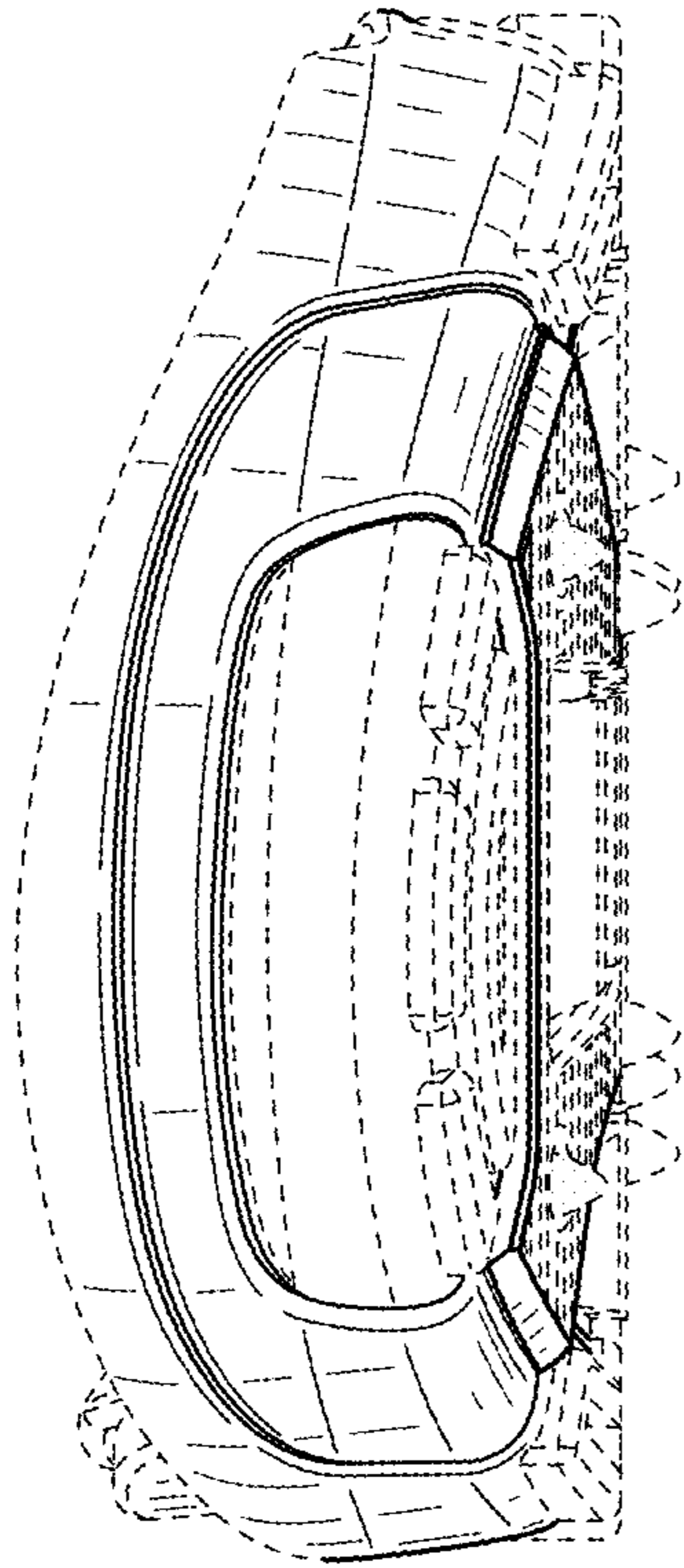


FIG. 4

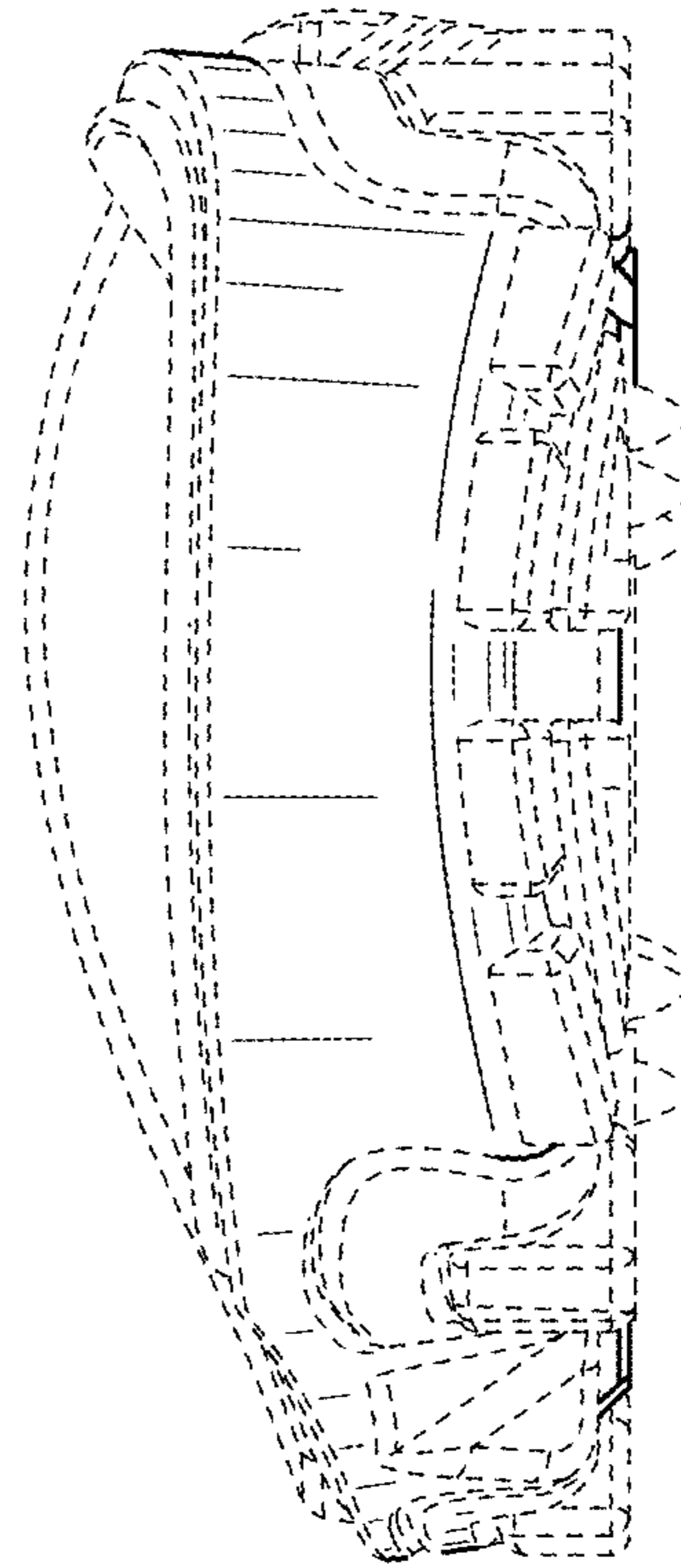


FIG. 5

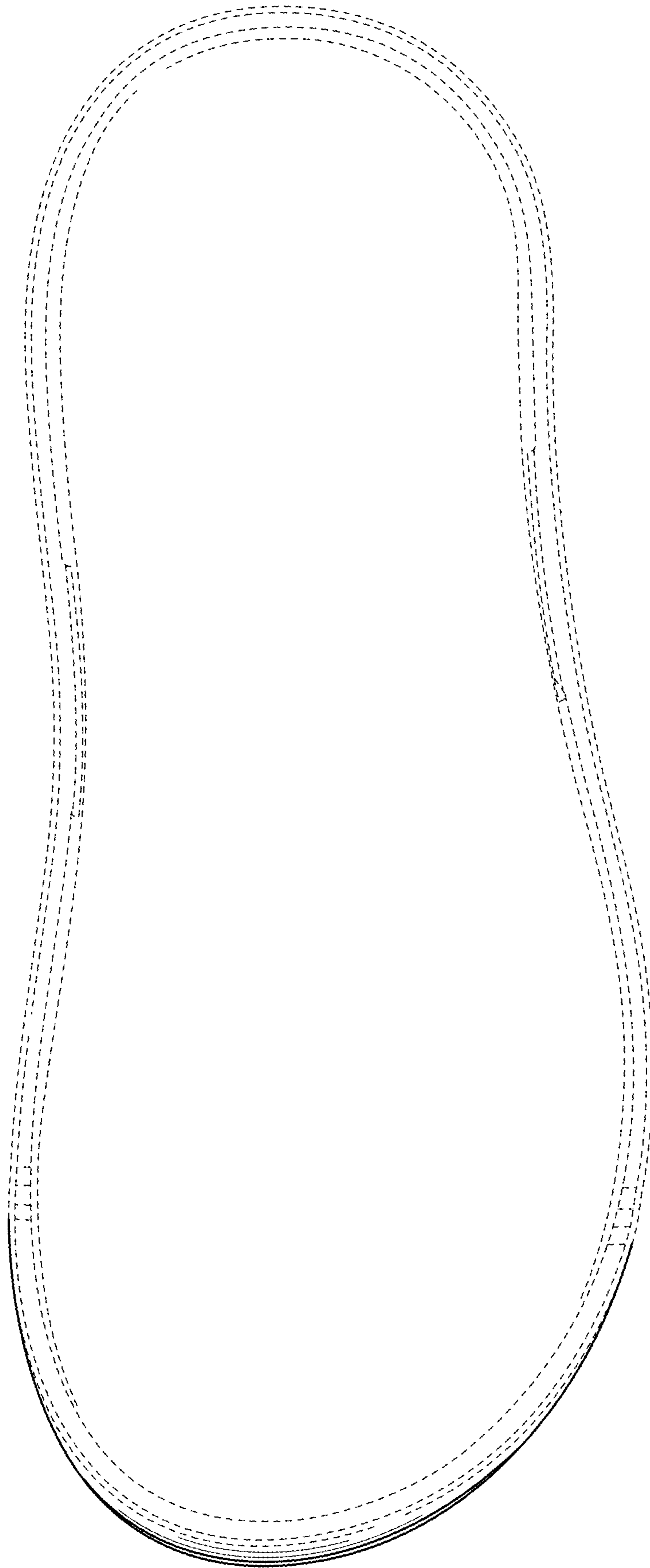


FIG. 6

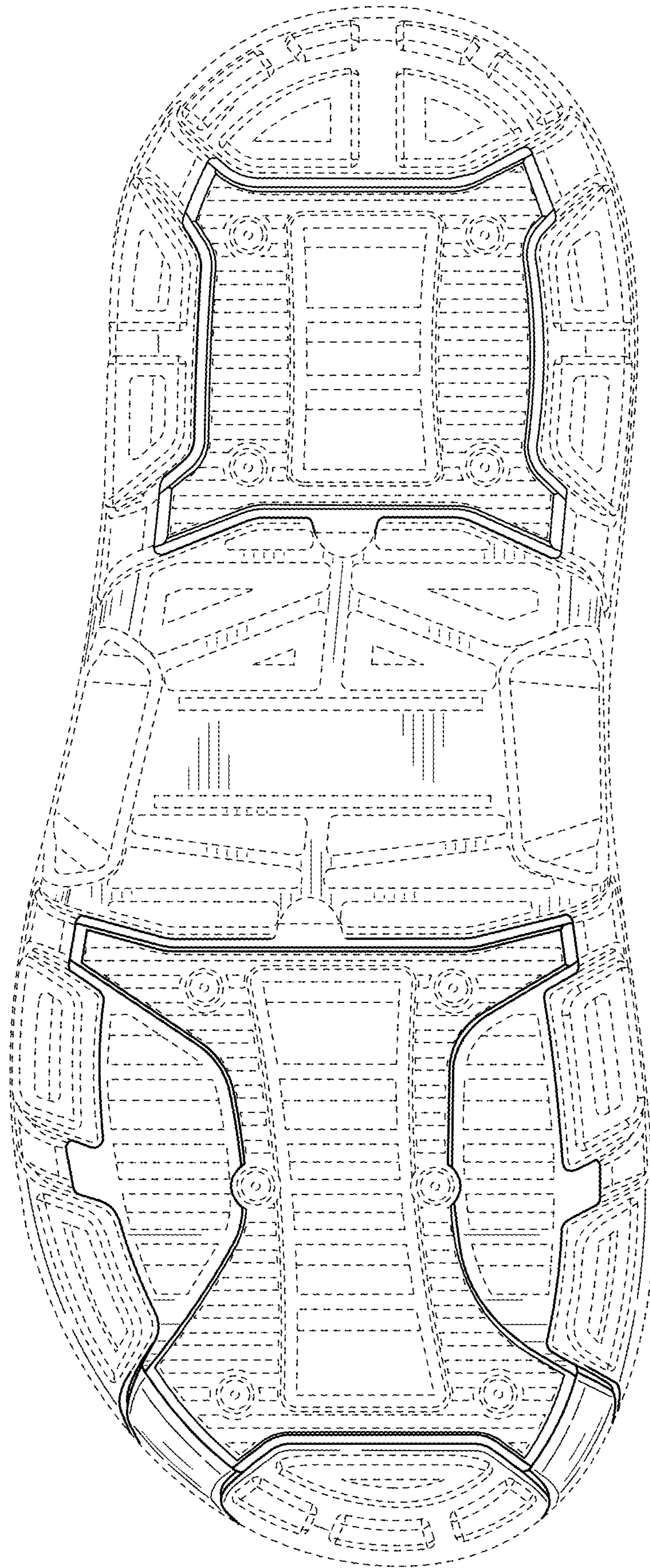


FIG. 7