



US00D907337S

(12) **United States Design Patent**  
**Sobel**

(10) **Patent No.:** **US D907,337 S**

(45) **Date of Patent:** **\*\* Jan. 12, 2021**

(54) **HEADWEAR VISOR**

(71) Applicant: **Glenn Marc Sobel**, Las Vegas, NV  
(US)

(72) Inventor: **Glenn Marc Sobel**, Las Vegas, NV  
(US)

(\*\*) Term: **15 Years**

(21) Appl. No.: **29/710,032**

(22) Filed: **Oct. 18, 2019**

(51) **LOC (13) Cl.** ..... **02-03**

(52) **U.S. Cl.**  
USPC ..... **D2/893**

(58) **Field of Classification Search**  
USPC ..... D2/865, 866, 869, 872, 873, 876, 879,  
D2/882, 886, 887, 888, 891, 892, 893;  
D16/306, 310, 314, 325, 340; D29/109,  
D29/122  
CPC ..... A42B 1/00; A42B 1/002; A42B 1/006;  
A42B 1/02; A42B 1/062; A42B 1/063;  
A42B 1/064; A42B 1/065; A42B 3/00;  
A42B 3/22; A42C 1/06; A61F 9/04; A61F  
9/045  
See application file for complete search history.

(56) **References Cited**

**U.S. PATENT DOCUMENTS**

4,839,924 A \* 6/1989 Laurence ..... A42B 1/247  
2/12  
D302,608 S \* 8/1989 LaPierre ..... D29/109

D350,427 S \* 9/1994 Vig ..... 2/175.1  
D391,741 S \* 3/1998 Baker ..... D2/882  
D396,945 S \* 8/1998 Glass ..... D2/865  
D409,638 S \* 5/1999 Fleck ..... D16/133  
D531,392 S \* 11/2006 Nathan ..... D2/893  
D649,213 S \* 11/2011 Rim ..... D21/791  
D669,253 S \* 10/2012 Houston ..... D2/893  
D844,303 S \* 4/2019 Romo ..... D2/893  
D868,430 S \* 12/2019 Sobel ..... D2/893  
2006/0143793 A1 \* 7/2006 Liao ..... A42B 1/063  
2/195.6  
2006/0260023 A1 \* 11/2006 Frid ..... A42B 1/247  
2/209

\* cited by examiner

*Primary Examiner* — Jasmine Mlinarcik

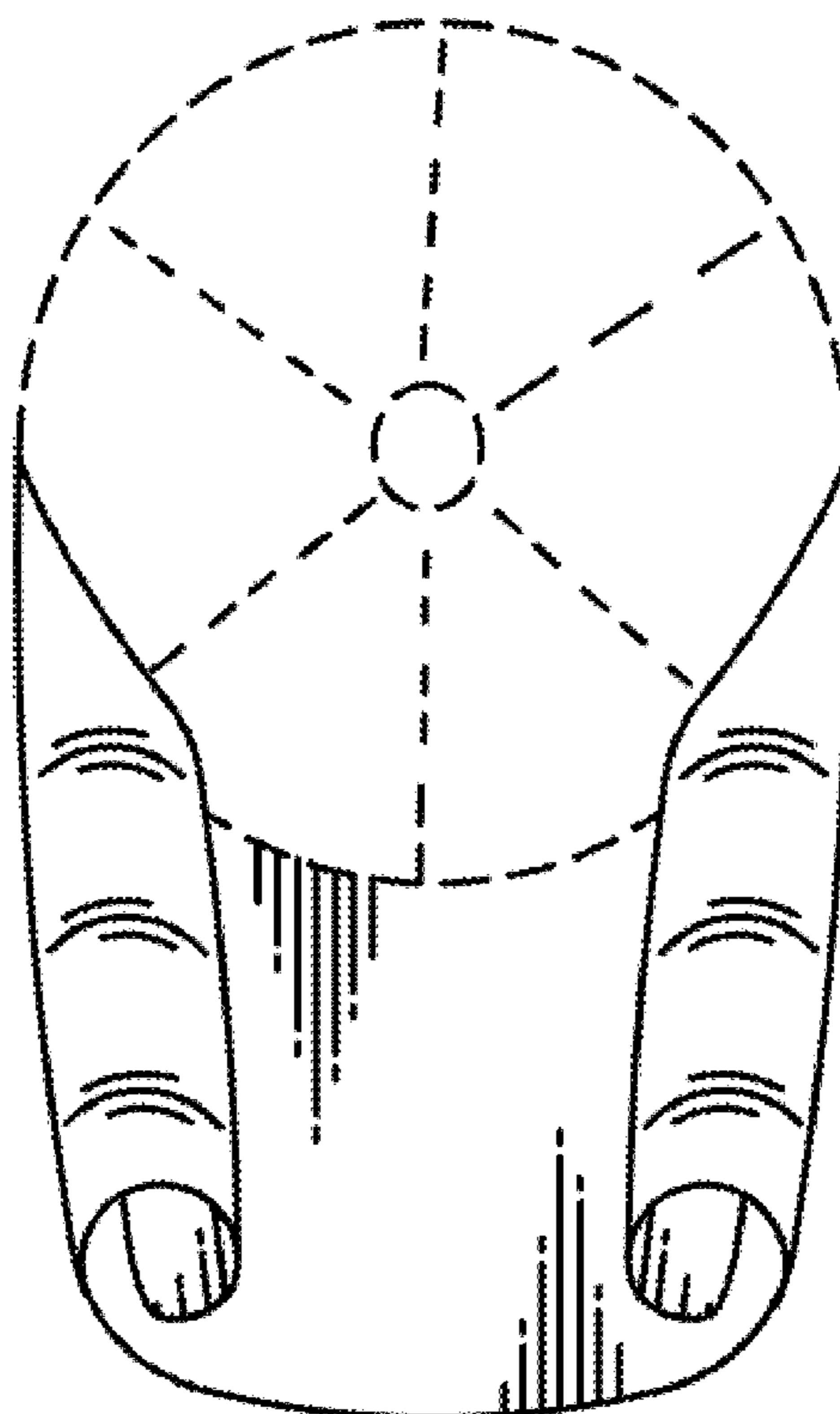
(57) **CLAIM**

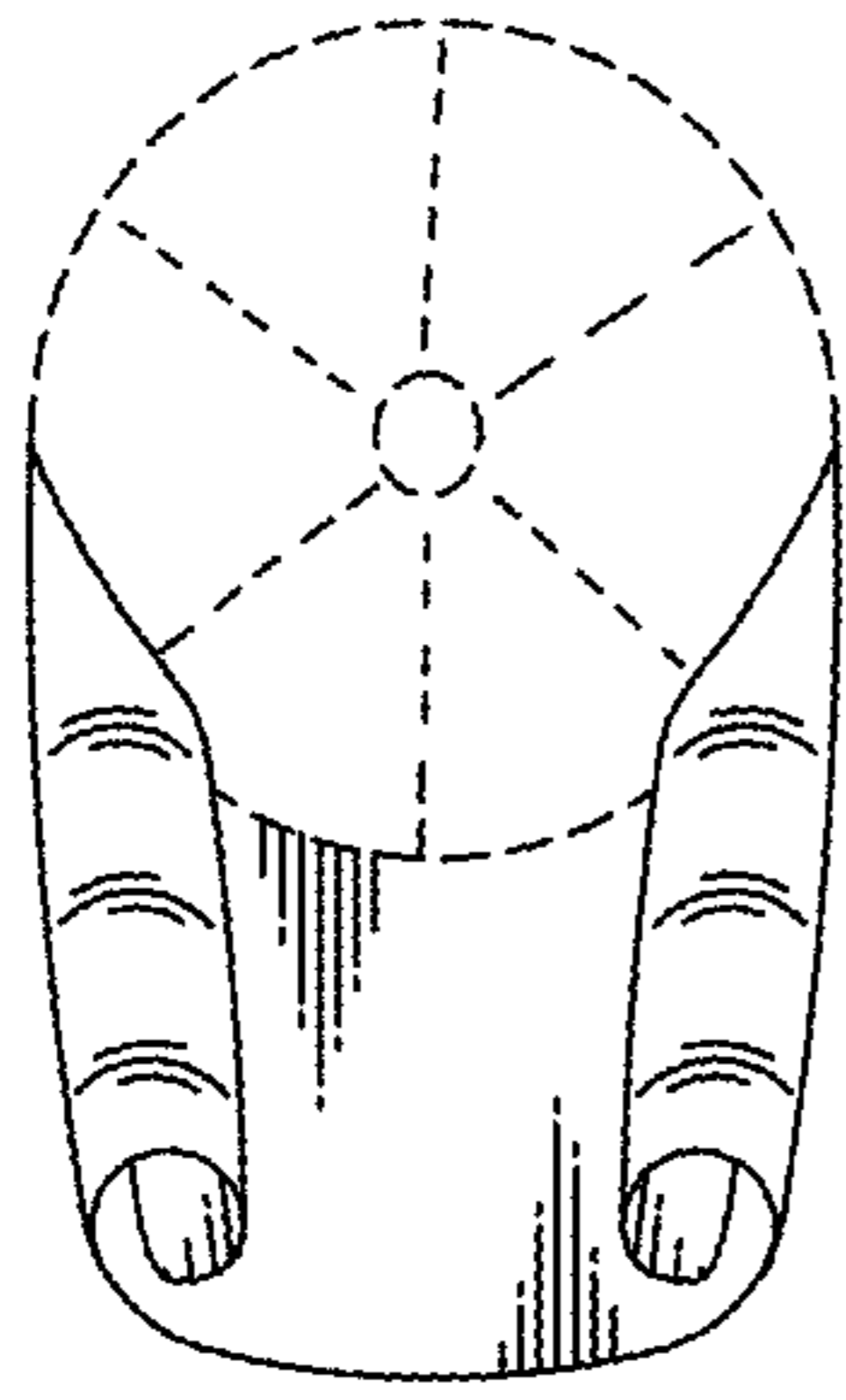
The ornamental design for a headwear visor, as shown and described.

**DESCRIPTION**

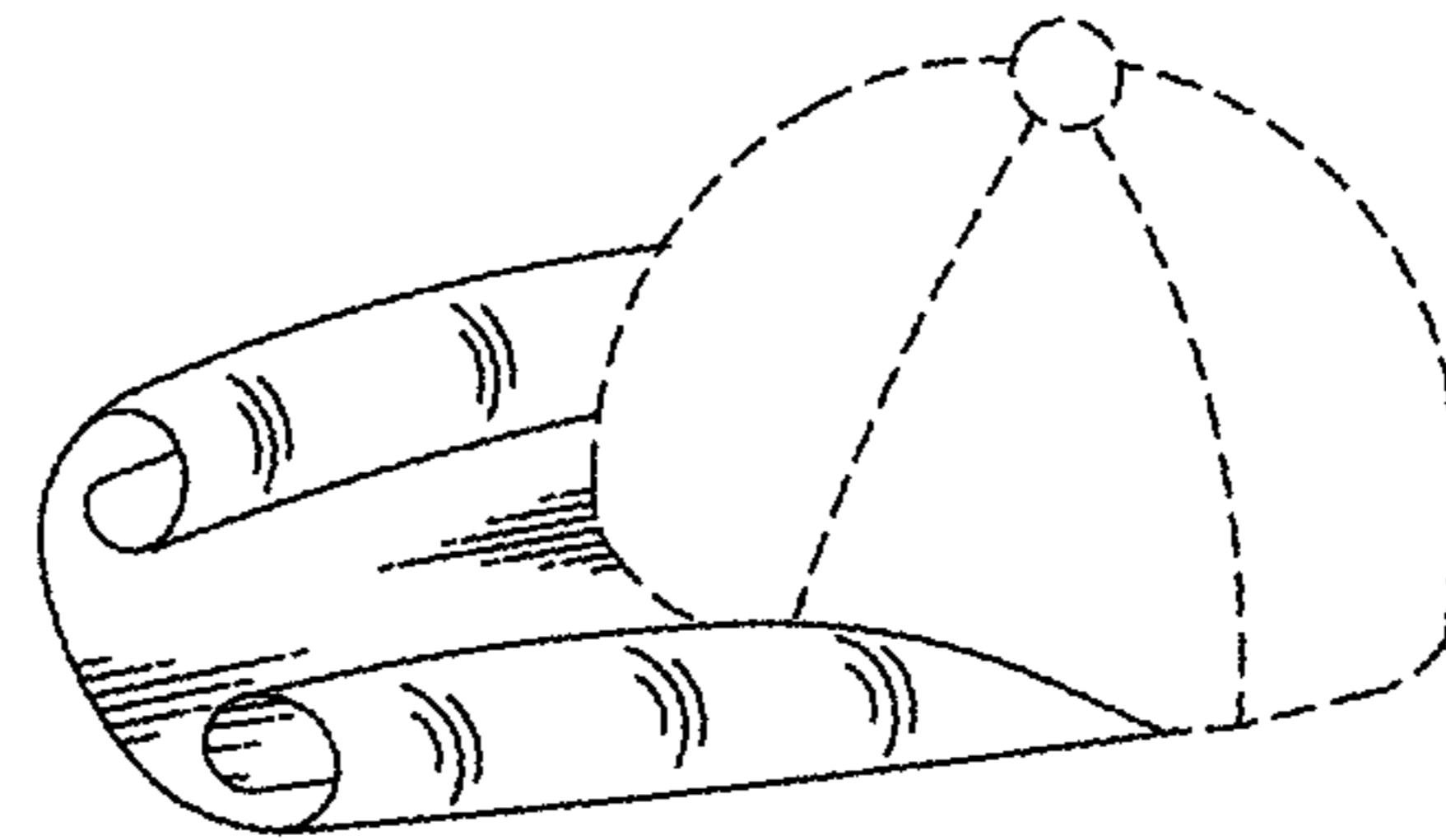
FIG. 1 is a top plan view of a headwear visor showing my new design;  
FIG. 2 is a left side perspective view thereof;  
FIG. 3 is a front perspective view thereof;  
FIG. 4 is a bottom plan view thereof; and,  
FIG. 5 is a rear perspective view thereof.  
The right side perspective view is a mirror image of the left side perspective view.  
The broken lines represent environmental structure that form no part of the claimed design.

**1 Claim, 1 Drawing Sheet**

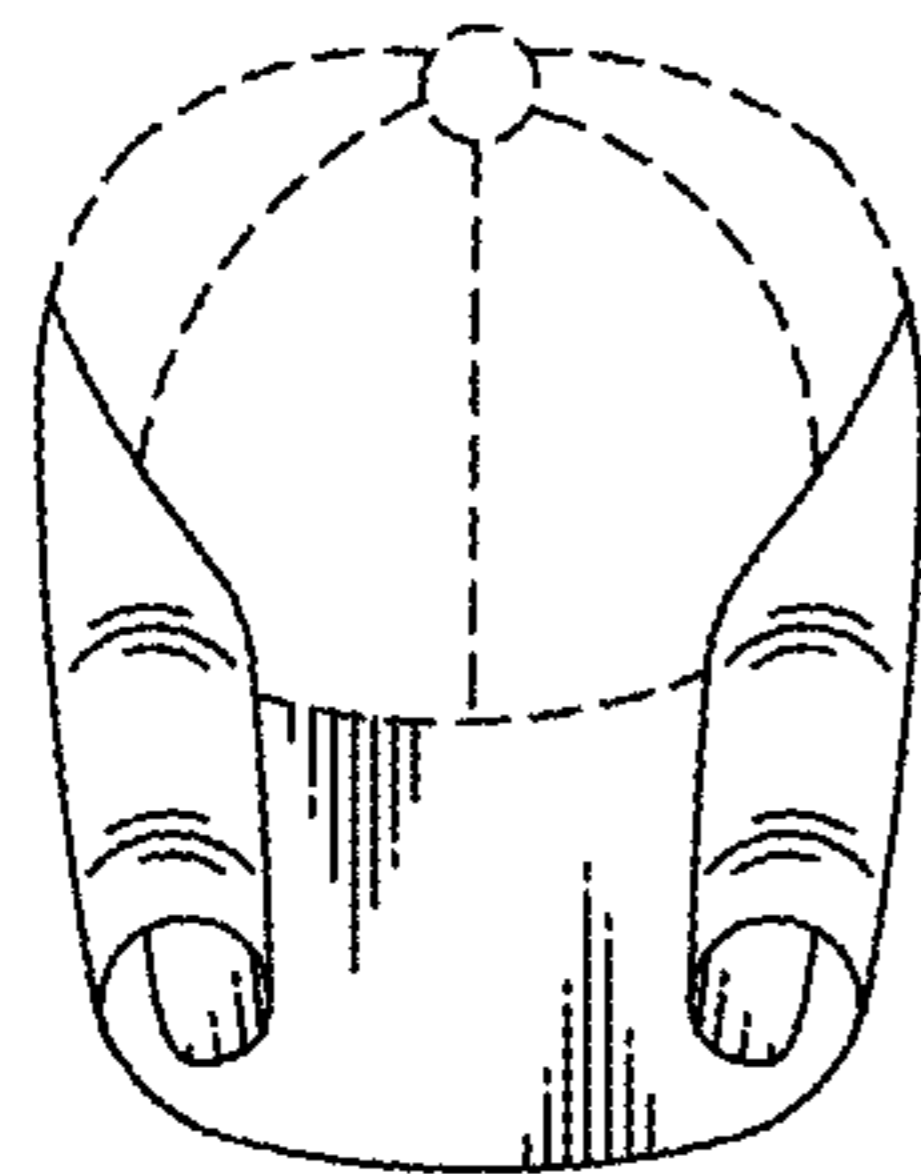




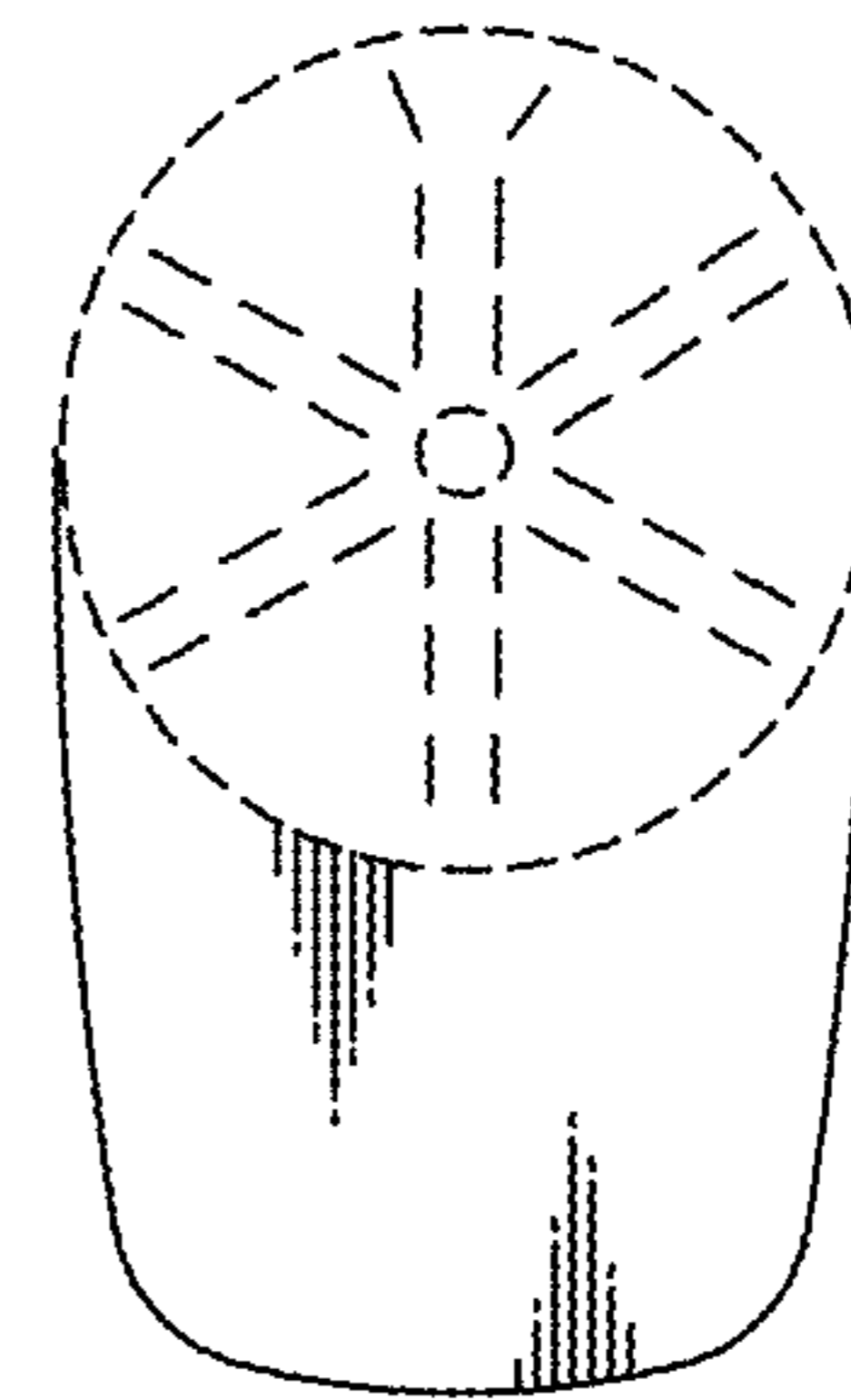
*FIG. 1*




*FIG. 2*



*FIG. 3*



*FIG. 4*



*FIG. 5*