



US00D907336S

(12) **United States Design Patent**
Wu

(10) **Patent No.:** **US D907,336 S**
(45) **Date of Patent:** **** Jan. 12, 2021**

(54) **HAT**
(71) Applicant: **Yong Juan Wu**, Nanjing (CN)
(72) Inventor: **Yong Juan Wu**, Nanjing (CN)
(**) Term: **15 Years**
(21) Appl. No.: **29/726,452**
(22) Filed: **Mar. 3, 2020**
(51) **LOC (13) Cl.** **02-03**
(52) **U.S. Cl.**
USPC **D2/880**
(58) **Field of Classification Search**
USPC D2/865, 866, 867, 869, 873, 875, 876,
D2/877, 878, 879, 880, 881, 882, 886,
D2/889, 891
CPC .. A42B 1/00; A42B 1/004; A42B 1/04; A42B
1/041; A42B 1/062; A42B 1/064; A42B
1/12; A42B 3/00; A42B 3/066; A42C
5/04
See application file for complete search history.

2,192,080 A * 2/1940 Hock A42B 1/12
2/68
2,204,895 A * 6/1940 Johnson A42B 1/12
2/68
2,269,868 A * 1/1942 Smith A42B 1/12
2/68
2,865,027 A 12/1958 Shapiro
(Continued)

Primary Examiner — Jasmine Mlinarcik
(74) *Attorney, Agent, or Firm* — Quickpatents, LLC;
Kevin Prince

(57) **CLAIM**

The ornamental design for a hat, as shown and described.

DESCRIPTION

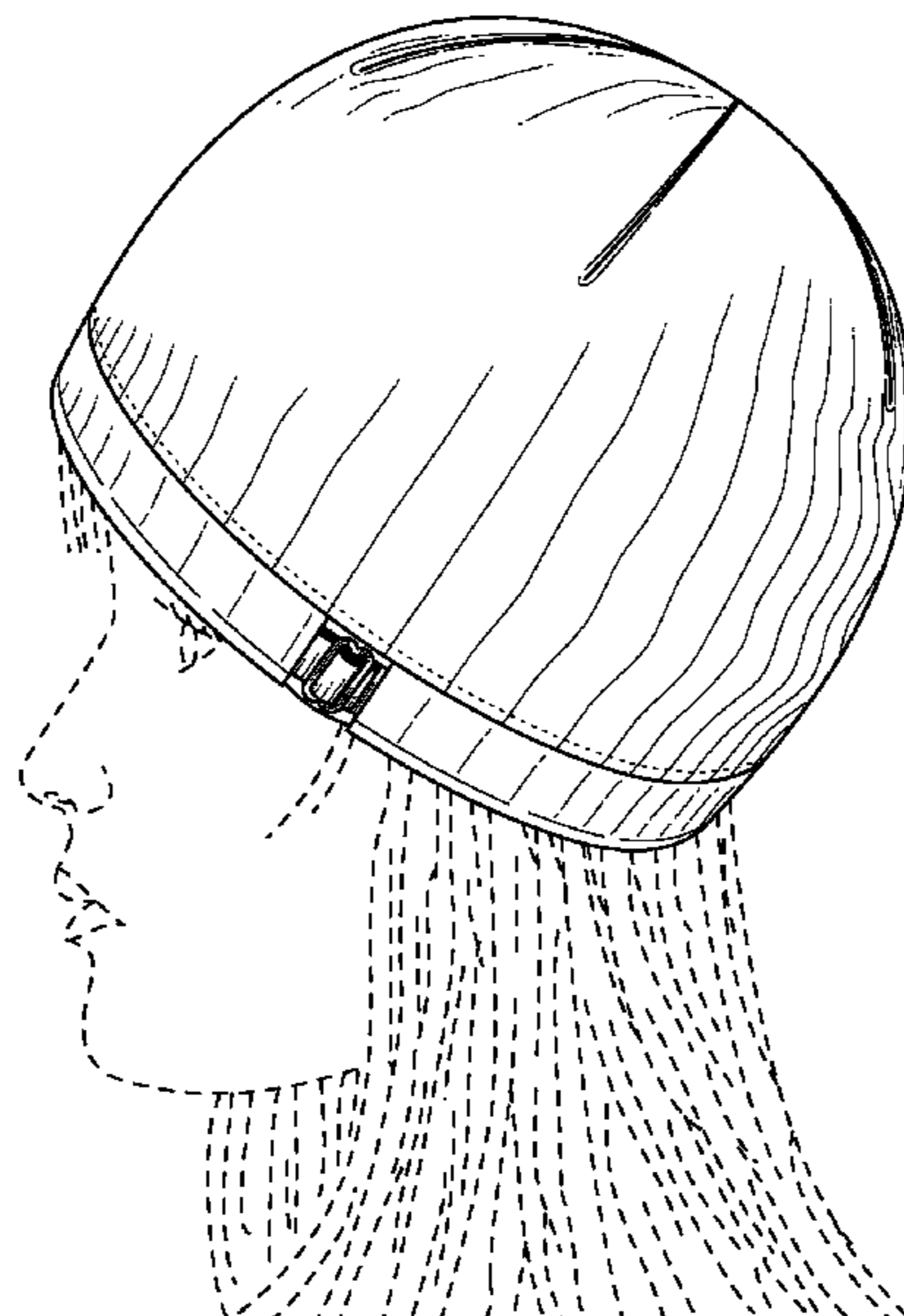
FIG. 1 is a top perspective view of a hat, showing my new design with an adjustment strap in a fully loosened position; FIG. 2 is a bottom perspective view thereof; FIG. 3 is a front elevational view thereof; FIG. 4 is a rear elevational view thereof; FIG. 5 is a right-side elevational view thereof; FIG. 6 is a left-side elevational view thereof; FIG. 7 is a top plan view thereof; FIG. 8 is a bottom plan view thereof; FIG. 9 is an alternate bottom perspective view thereof, illustrated with the hat in an inside-out configuration and showing an adjustment strap in a tightened position; and, FIG. 10 is an alternate bottom perspective view thereof, illustrated with the hat in an inside-out configuration and showing an adjustment strap in the loosened position. The broken line outline of the partial human figure in FIG. 1 assists in illustrating how the claimed design may appear when worn, but forms no part of the claimed design. The dash-dash broken lines on the hat depict claimed stitching. The dot-dash broken lines in FIGS. 2, 8, 9, and 10 define the bounds of the claim and the broken line and area within form no part of the claimed design.

(56) **References Cited**

U.S. PATENT DOCUMENTS

1,390,628 A * 9/1921 Litchfield A42B 1/12
2/68
1,434,607 A 11/1922 Gilson
1,445,981 A 2/1923 Strauss
1,527,574 A 2/1925 Reichel
1,535,841 A 4/1925 Lupien
1,569,475 A * 1/1926 Gilson A42B 1/12
2/68
1,663,124 A 3/1928 Fischer
1,836,141 A 12/1931 Wagenfeld
1,839,341 A 1/1932 Rabushka
1,926,937 A * 9/1933 De Wet A42B 1/12
2/68
2,063,232 A * 12/1936 Davies A42B 1/12
2/68

1 Claim, 10 Drawing Sheets



(56)

References Cited

U.S. PATENT DOCUMENTS

D374,548 S	10/1996	Hartland		D818,247 S	5/2018	Hawes	
5,600,854 A	2/1997	Henrekin		D822,954 S	7/2018	Lee	
5,915,535 A	6/1999	Henrekin-Jordan		D829,417 S *	10/2018	Dillard D2/880
D415,337 S	10/1999	Watts		10,143,254 B2 *	12/2018	Hawes A42B 1/041
6,131,249 A	10/2000	Suenaga		D840,134 S	2/2019	Recca	
D475,178 S *	6/2003	Taguchi D2/876	D840,641 S	2/2019	Huynh	
D500,187 S	12/2004	Richardson		D852,469 S	7/2019	Dann	
D510,178 S	10/2005	Kobayashi		D863,733 S	10/2019	Konopka	
D564,183 S	3/2008	Roach		10,517,344 B2	12/2019	Stark	
D565,281 S	4/2008	Dhillon		D872,424 S	1/2020	Schweiger	
7,559,094 B2	7/2009	Solari		D872,425 S	1/2020	Schweiger	
D601,331 S	10/2009	Hayashida		2003/0159707 A1	8/2003	Di Luca	
D624,286 S *	9/2010	Hall D2/878	2003/0233696 A1	12/2003	Lee	
D627,954 S	11/2010	Williams		2004/0040067 A1	3/2004	Pong	
D659,351 S	5/2012	Benkendorfer		2009/0255034 A1	10/2009	Little	
D760,481 S	7/2016	Waters		2009/0299259 A1 *	12/2009	Cumming A61F 13/12 602/74
D770,143 S	11/2016	Waters		2012/0297521 A1	11/2012	Shirai	
D794,916 S	8/2017	Wright		2013/0025025 A1	1/2013	Baptiste	
D815,807 S *	4/2018	Genender D2/867	2017/0020221 A1	1/2017	Harsh	
				2017/0119081 A1	5/2017	Lee	
				2019/0133231 A1	5/2019	Stark	

* cited by examiner

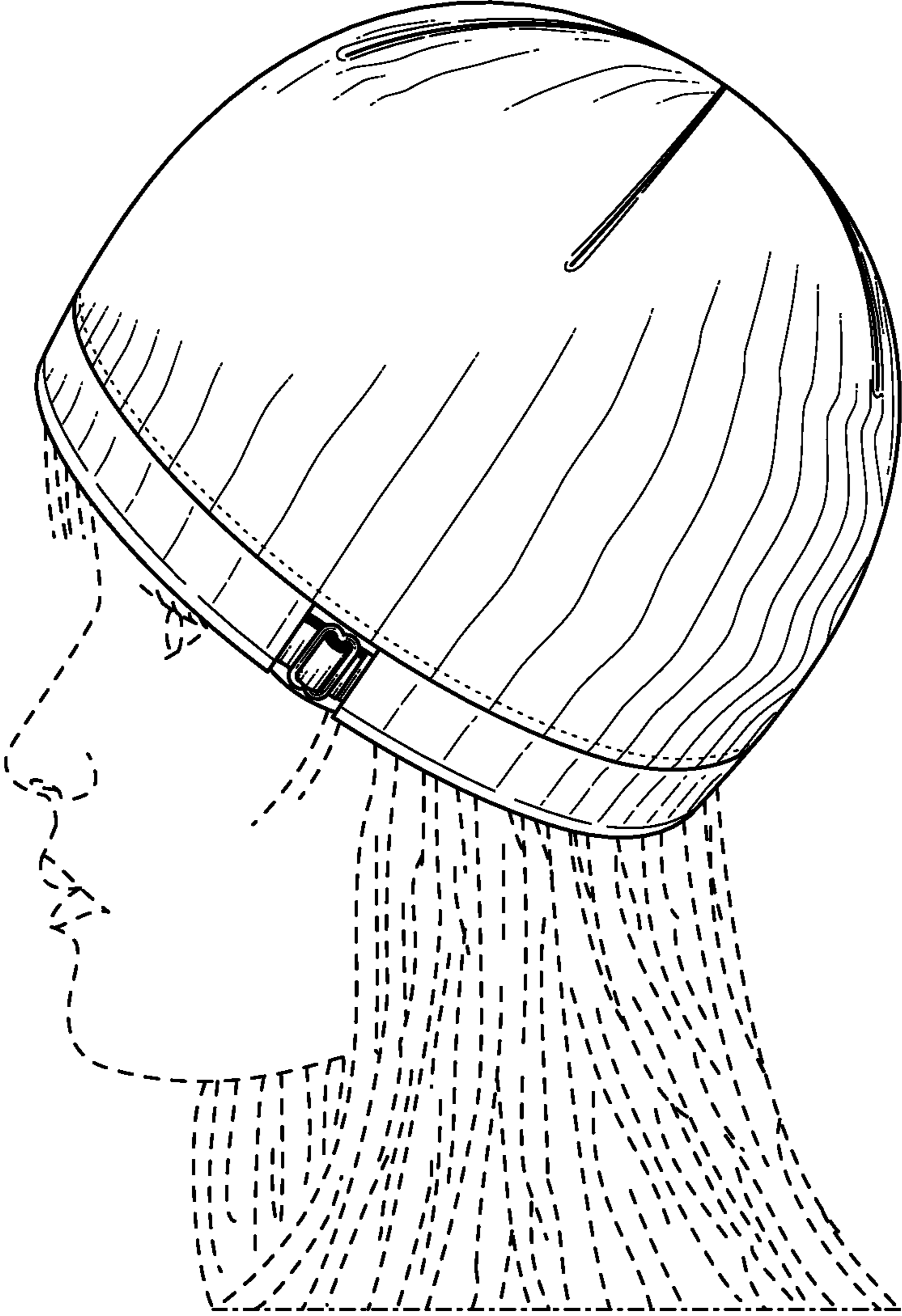


FIG. 1

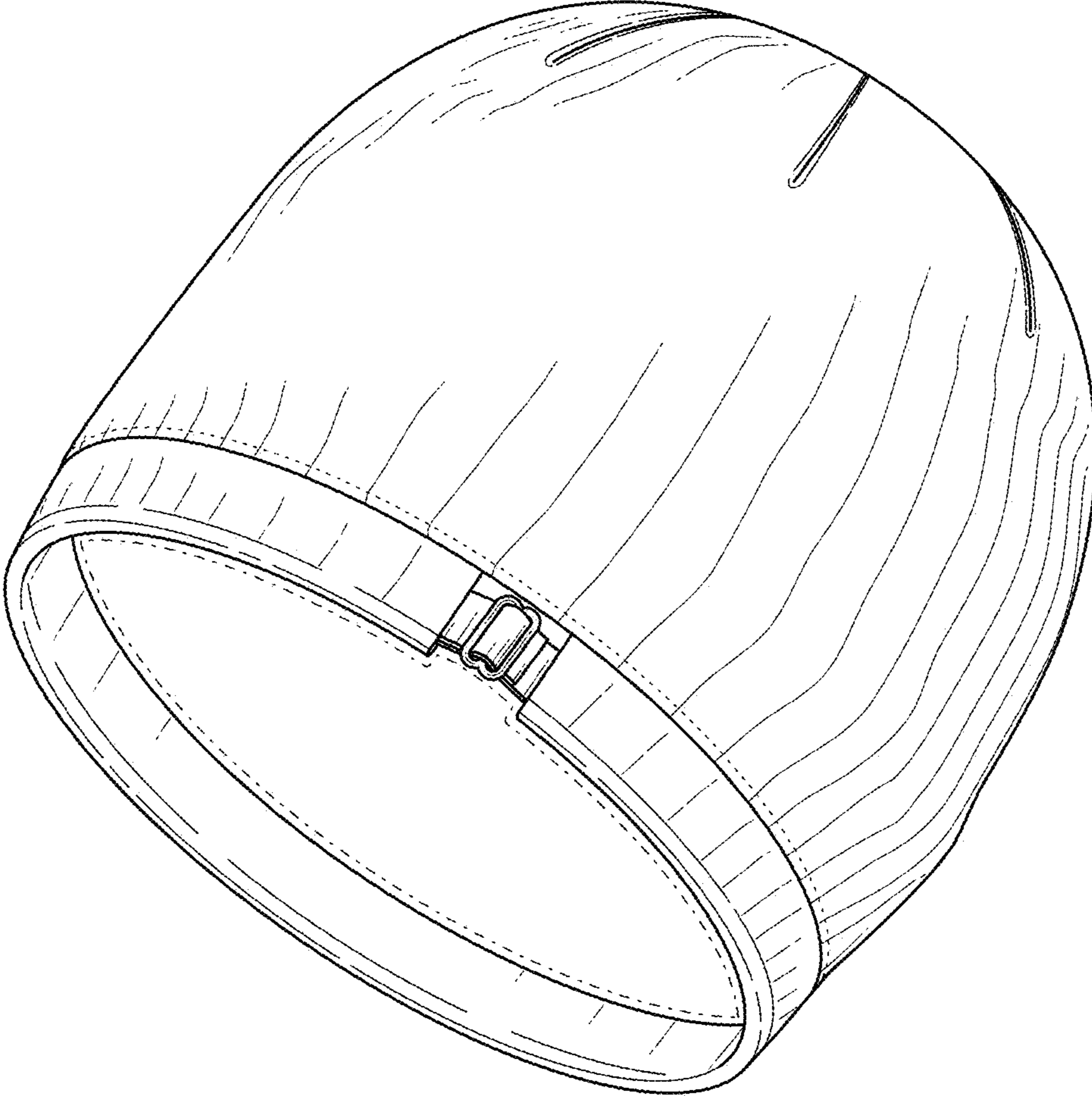


FIG. 2

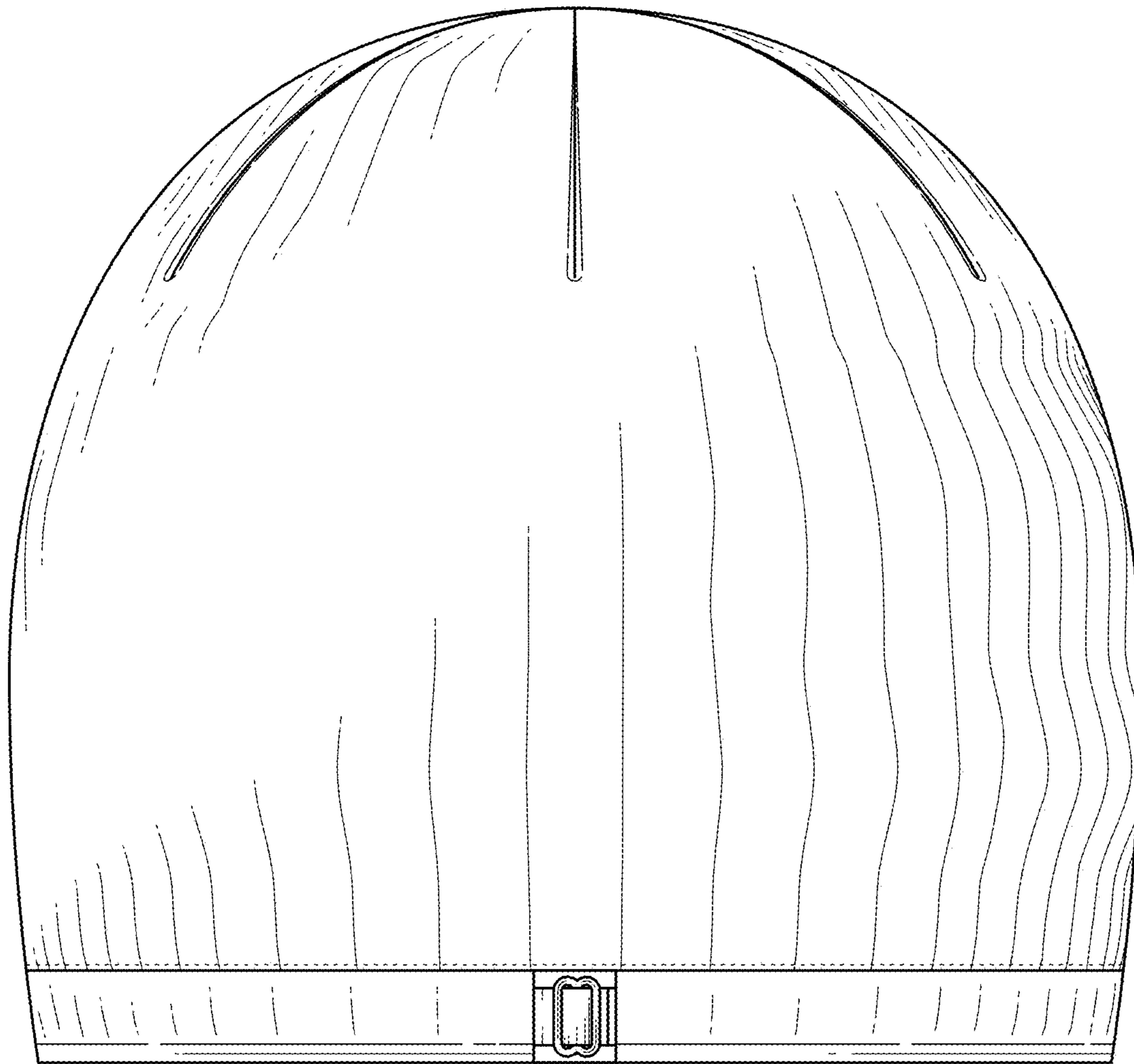


FIG. 3

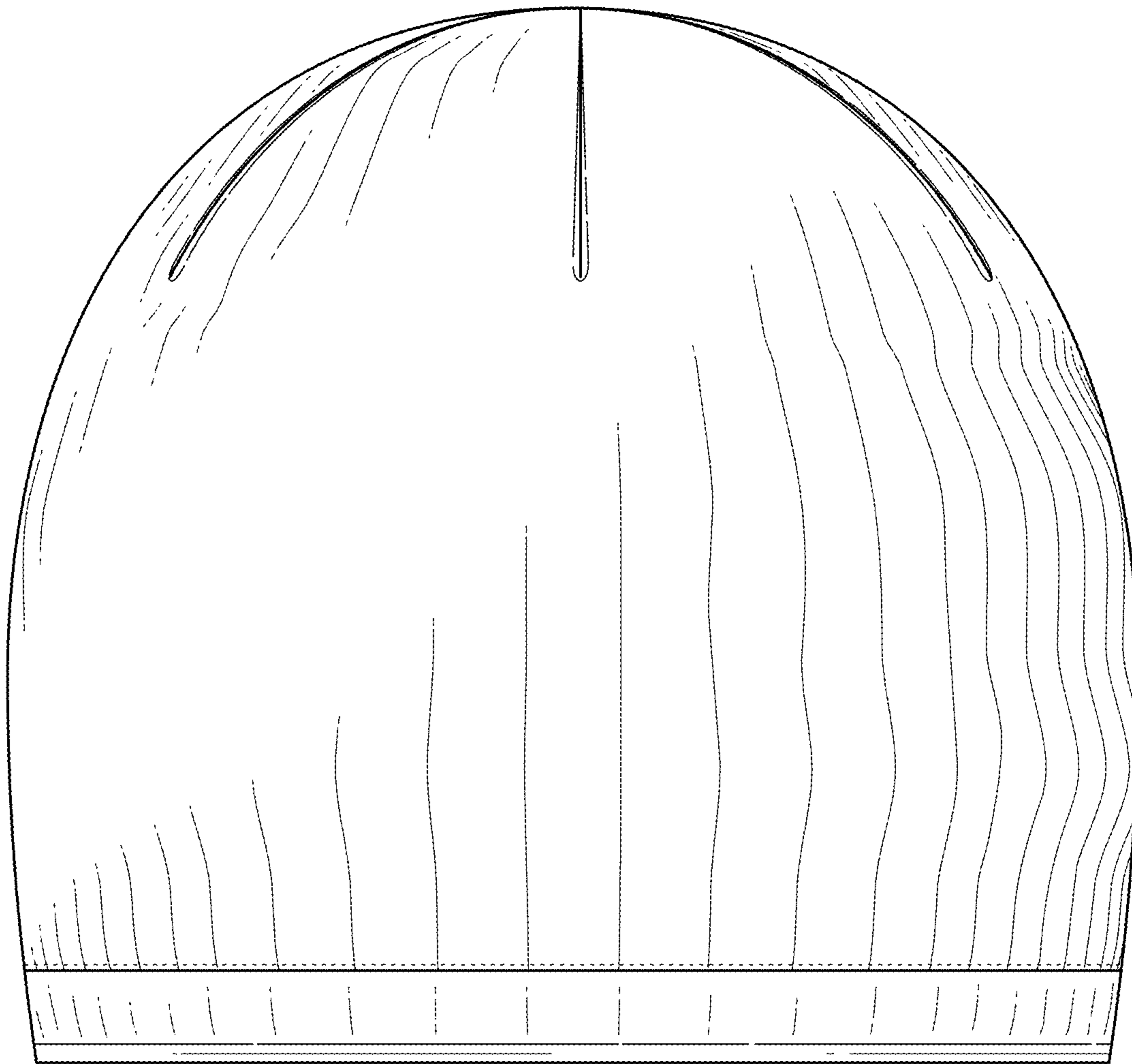


FIG. 4

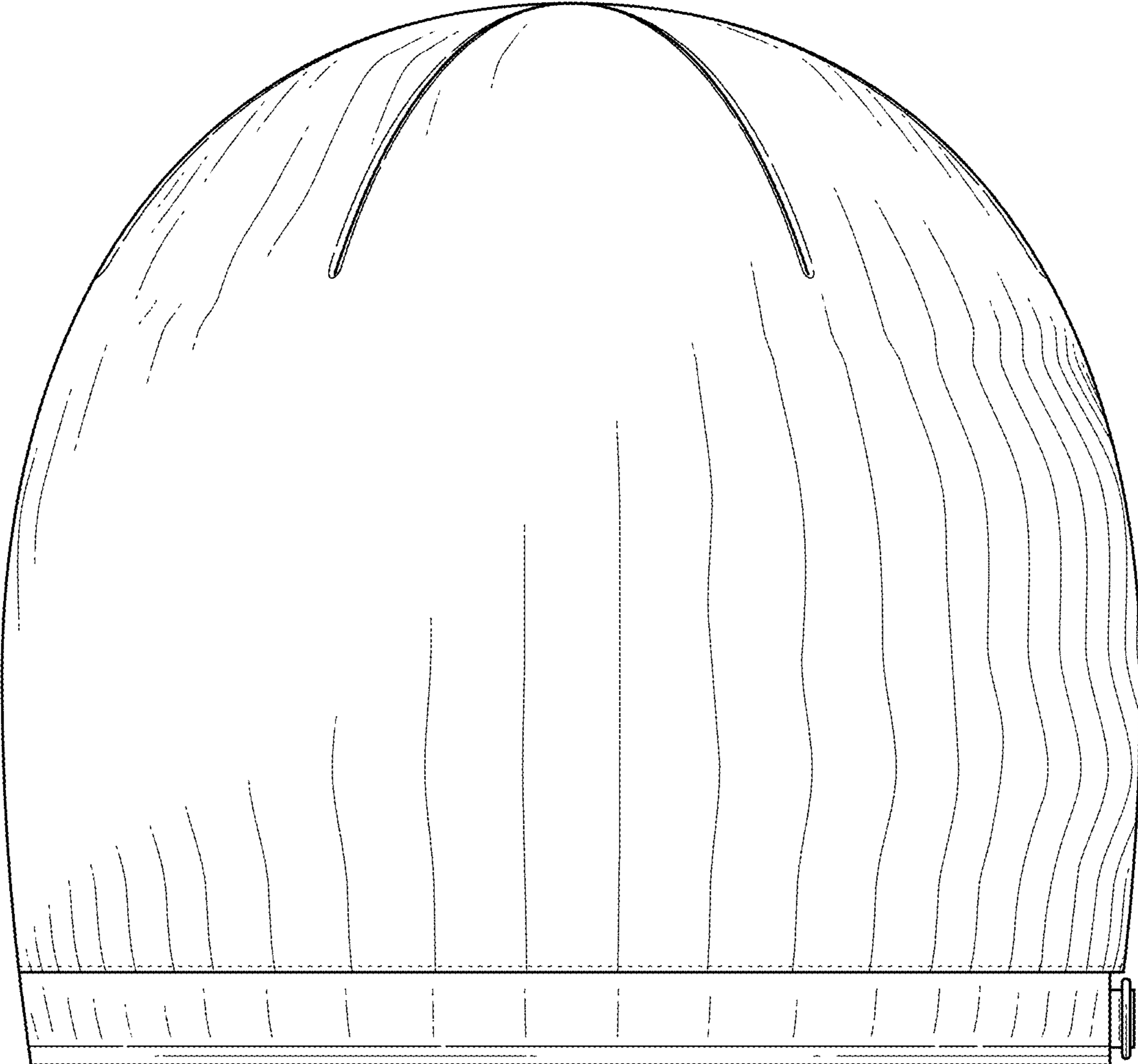


FIG. 5

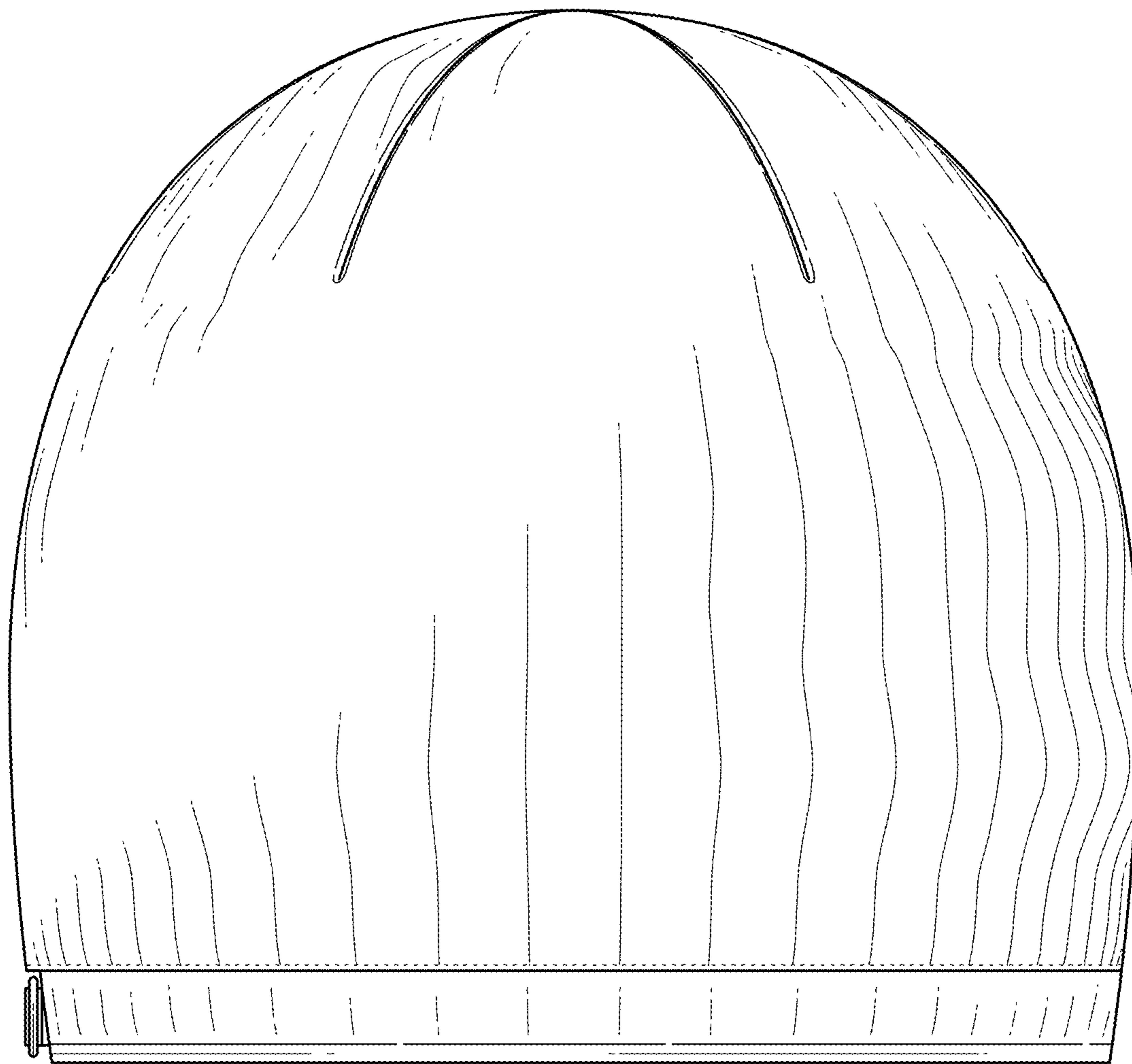


FIG. 6

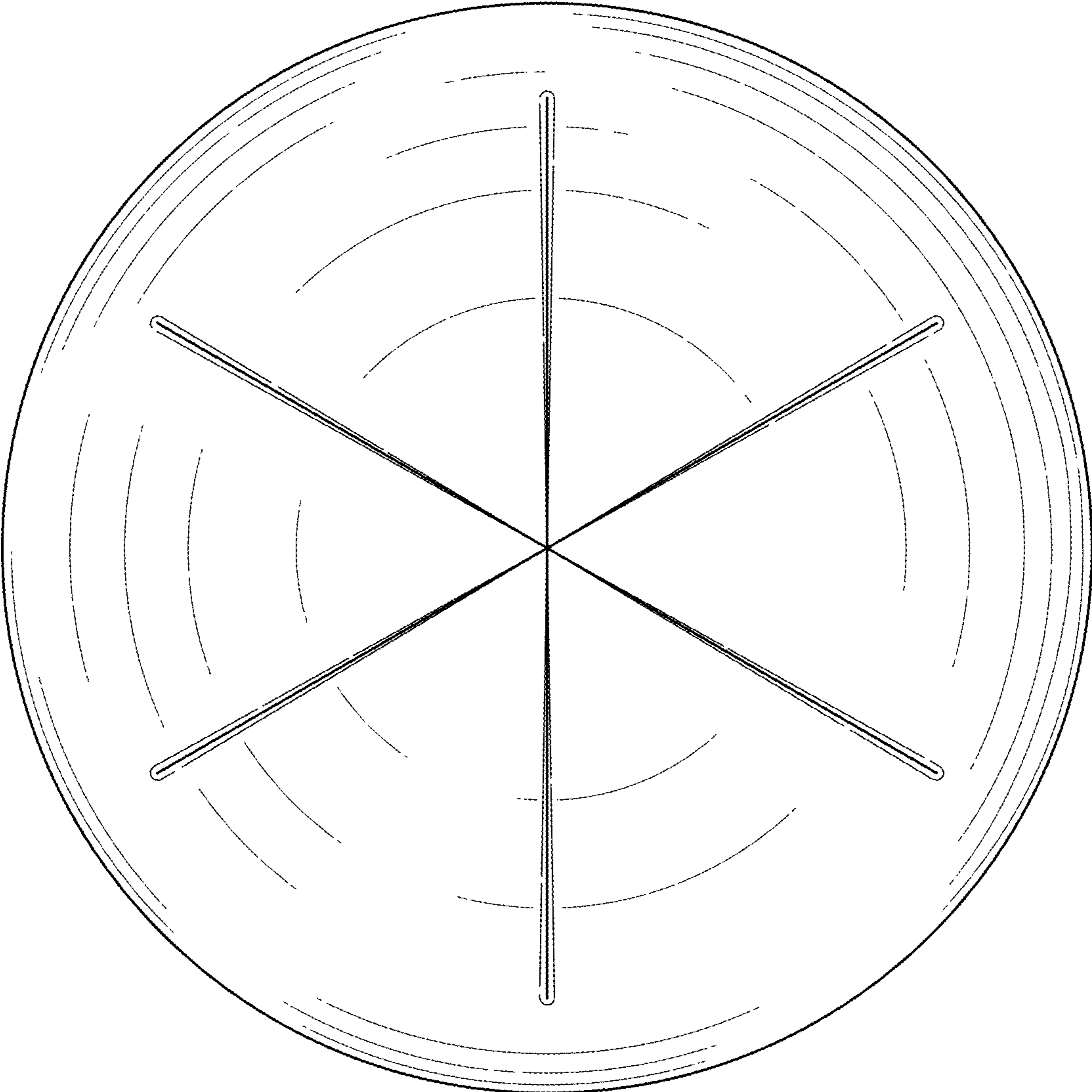


FIG. 7

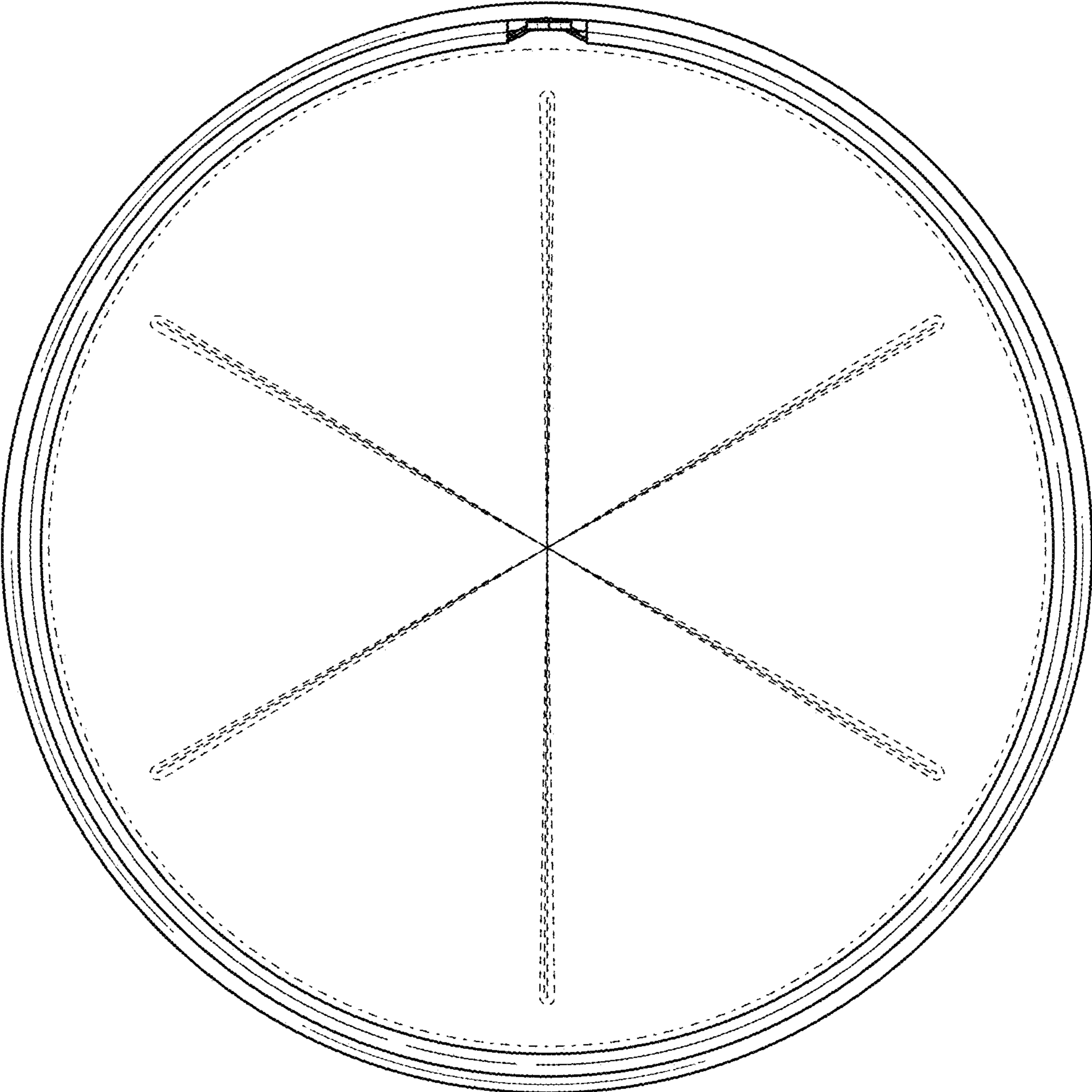


FIG. 8

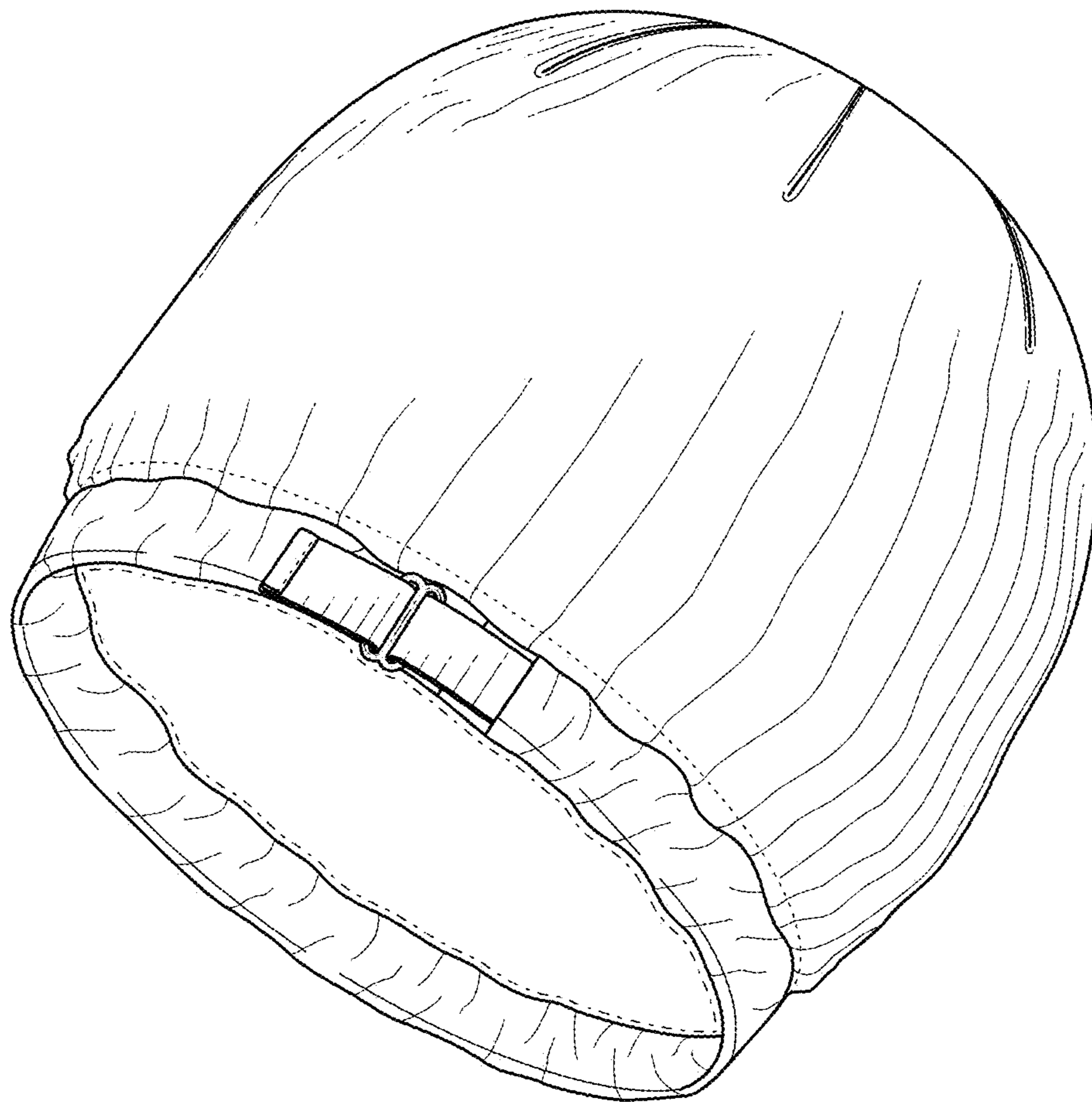


FIG. 9

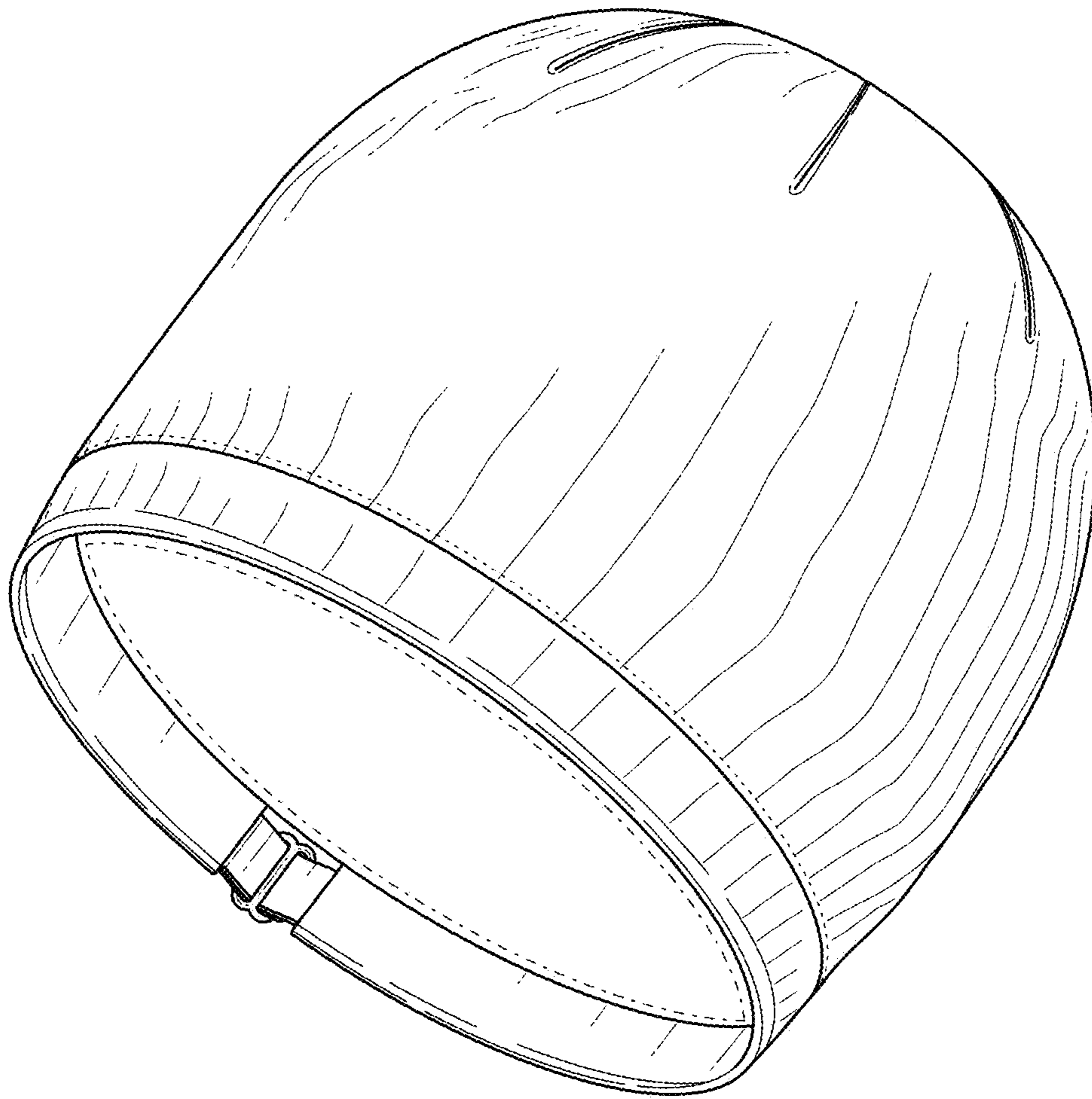


FIG. 10