



US00D907333S

(12) **United States Design Patent**
Taylor

(10) **Patent No.:** **US D907,333 S**
(45) **Date of Patent:** **** Jan. 12, 2021**

- (54) **CLOTHING PROTECTOR**
- (71) Applicant: **Alfred L. Taylor**, Lancaster, CA (US)
- (72) Inventor: **Alfred L. Taylor**, Lancaster, CA (US)
- (**) Term: **15 Years**
- (21) Appl. No.: **29/694,625**
- (22) Filed: **Jun. 12, 2019**
- (51) **LOC (13) Cl.** **02-02**
- (52) **U.S. Cl.**
USPC **D2/860; D2/864**
- (58) **Field of Classification Search**
USPC D2/724, 825, 826, 853, 860, 864;
D3/216
CPC A41D 27/12; A41D 13/04; A41D 27/16;
A41D 13/0518; A41D 13/1245; A41B
13/10; A41B 13/103; A41B 2400/52
See application file for complete search history.

D526,470 S	8/2006	Brown	
D558,430 S	1/2008	O'Berry	
7,380,284 B1 *	6/2008	Dodani	A41B 13/10 2/49.1
D574,580 S	8/2008	Bland	
D581,137 S	11/2008	Mathis	
D608,529 S	1/2010	Wessler et al.	
D625,903 S	10/2010	Conley	
D674,169 S	1/2013	Taylor	
D686,802 S	7/2013	Washington et al.	
D695,494 S	12/2013	White	
D726,395 S	4/2015	Lewis	
D812,352 S *	3/2018	Combs	D2/864
2003/0014801 A1 *	1/2003	Mohney	A41D 13/04 2/48
2008/0189912 A1 *	8/2008	Grunig	A41B 13/10 24/3.12
2014/0013509 A1 *	1/2014	Gravett	A47G 9/068 5/494

(Continued)

Primary Examiner — Kevin K Rudzinski
Assistant Examiner — Amber J Rabie
 (74) *Attorney, Agent, or Firm* — Cramer Patent & Design, PLLC; Aaron R. Cramer

(56) **References Cited**

U.S. PATENT DOCUMENTS

563,644 A *	7/1896	Birney	A41B 13/103 2/49.2
590,991 A *	10/1897	Lenhart	A41B 13/106 2/49.2
851,107 A *	4/1907	Rink	A47G 21/165 24/8
2,453,202 A *	11/1948	Densmore	A41D 13/04 2/51
2,783,472 A *	3/1957	Lenger	A41B 13/10 2/49.1
2,820,269 A *	1/1958	Wolff	A41B 13/10 24/9
D305,377 S	1/1990	Labatto et al.	
D352,260 S	11/1994	Adamo	
D430,627 S *	9/2000	Bergman	D21/662
D475,838 S	6/2003	York	
D478,455 S *	8/2003	Papazian	D6/596

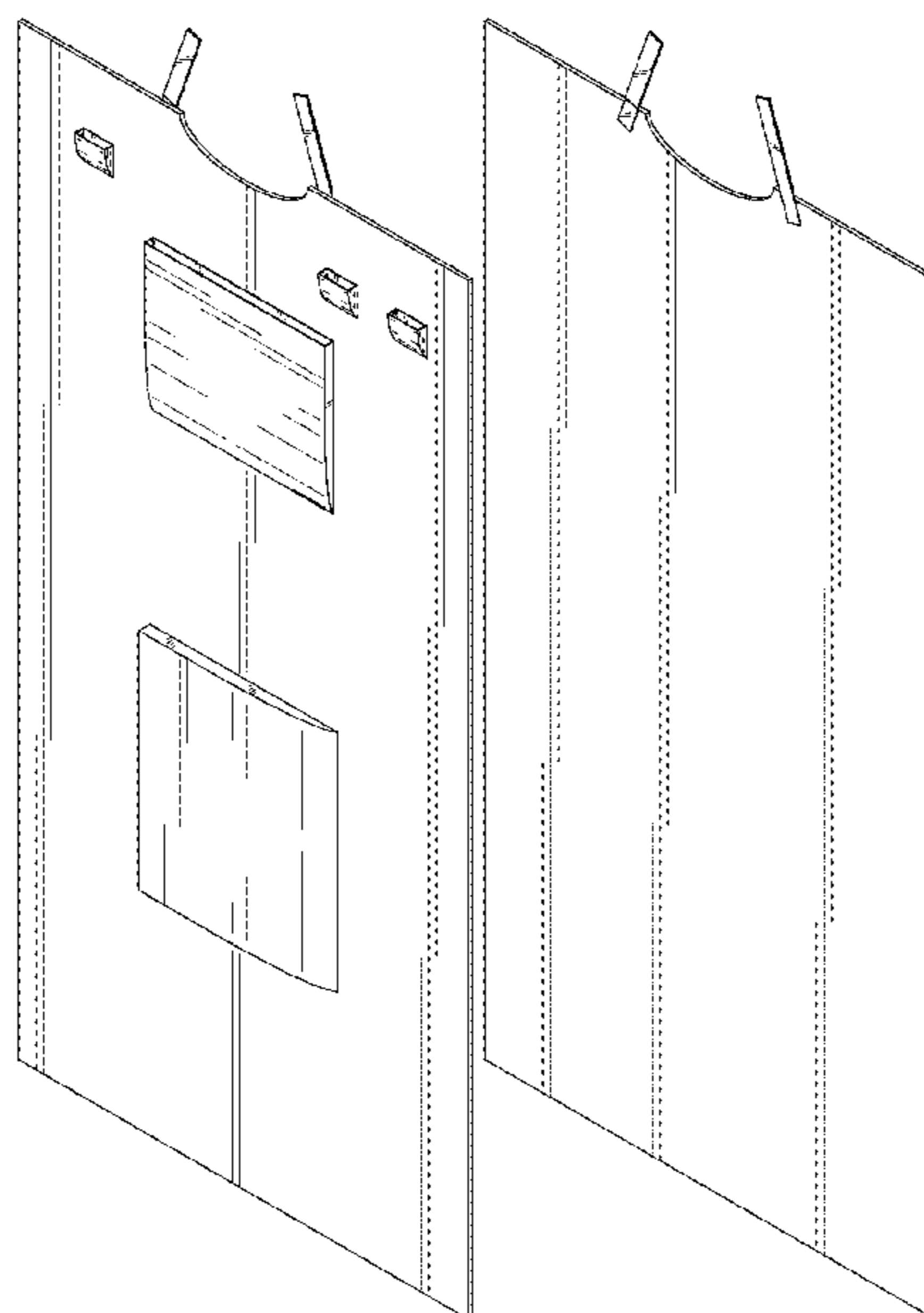
(57) **CLAIM**

The ornamental design for a clothing protector, as shown and described.

DESCRIPTION

FIG. 1 is a perspective top front right view of a clothing protector, showing my new design;
 FIG. 2 is a perspective top rear left view thereof;
 FIG. 3 is a front elevation view thereof;
 FIG. 4 is a rear elevation view thereof;
 FIG. 5 is a right elevation view thereof;
 FIG. 6 is a left elevation view thereof;
 FIG. 7 is a top plan view thereof; and,
 FIG. 8 is a bottom plan view thereof.

1 Claim, 6 Drawing Sheets



(56)

References Cited

U.S. PATENT DOCUMENTS

2014/0227660 A1* 8/2014 Vartanian A41B 13/103
433/137
2016/0015095 A1* 1/2016 Wilt A41B 13/10
2/48
2016/0227850 A1* 8/2016 Doulmas A41B 13/10
2016/0360799 A1* 12/2016 Goldstein A41B 13/06

* cited by examiner

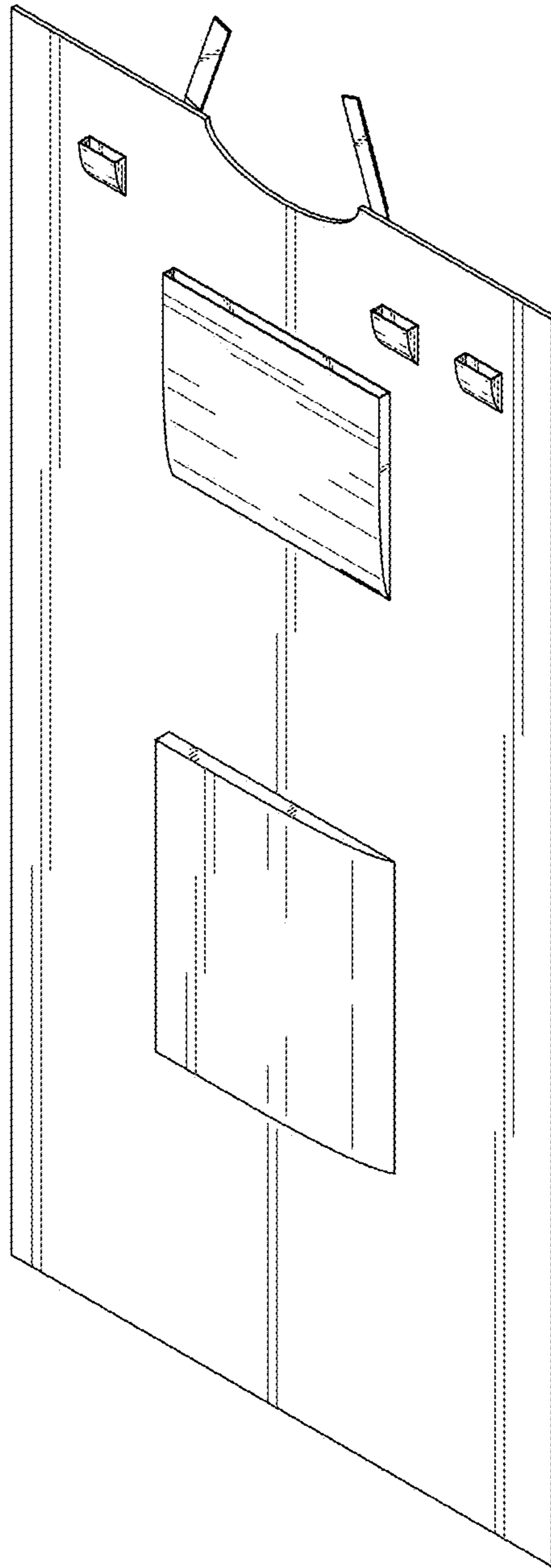


FIG. 1

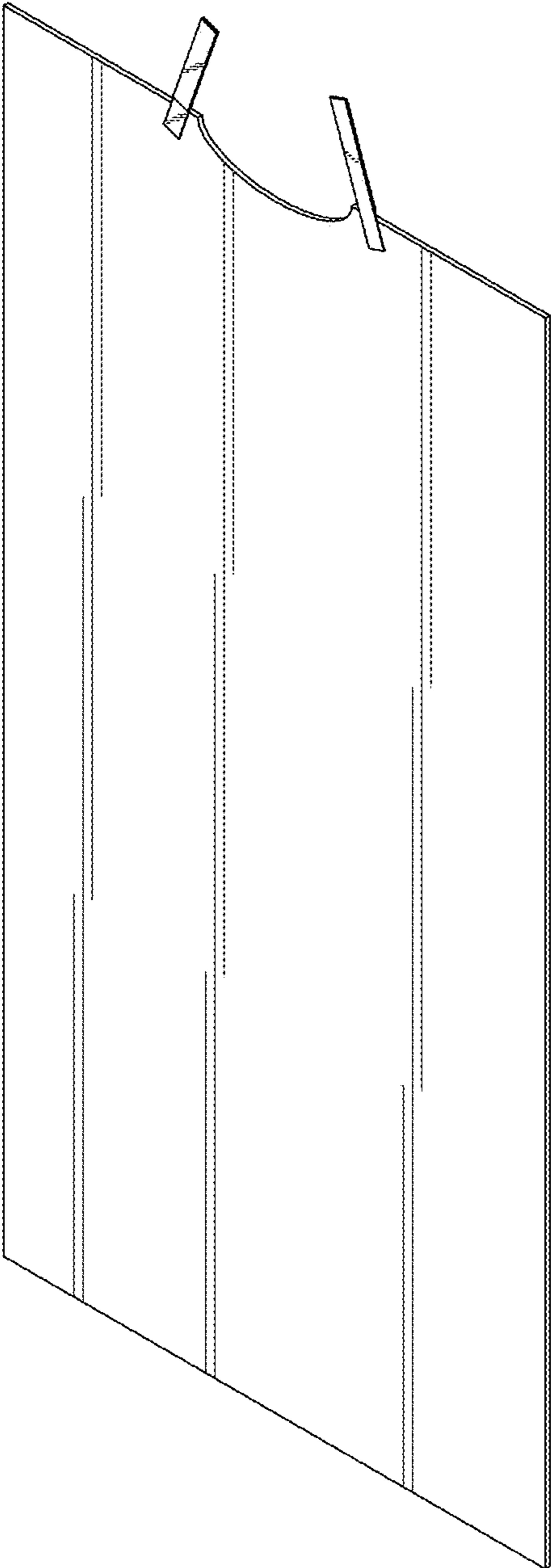


FIG. 2

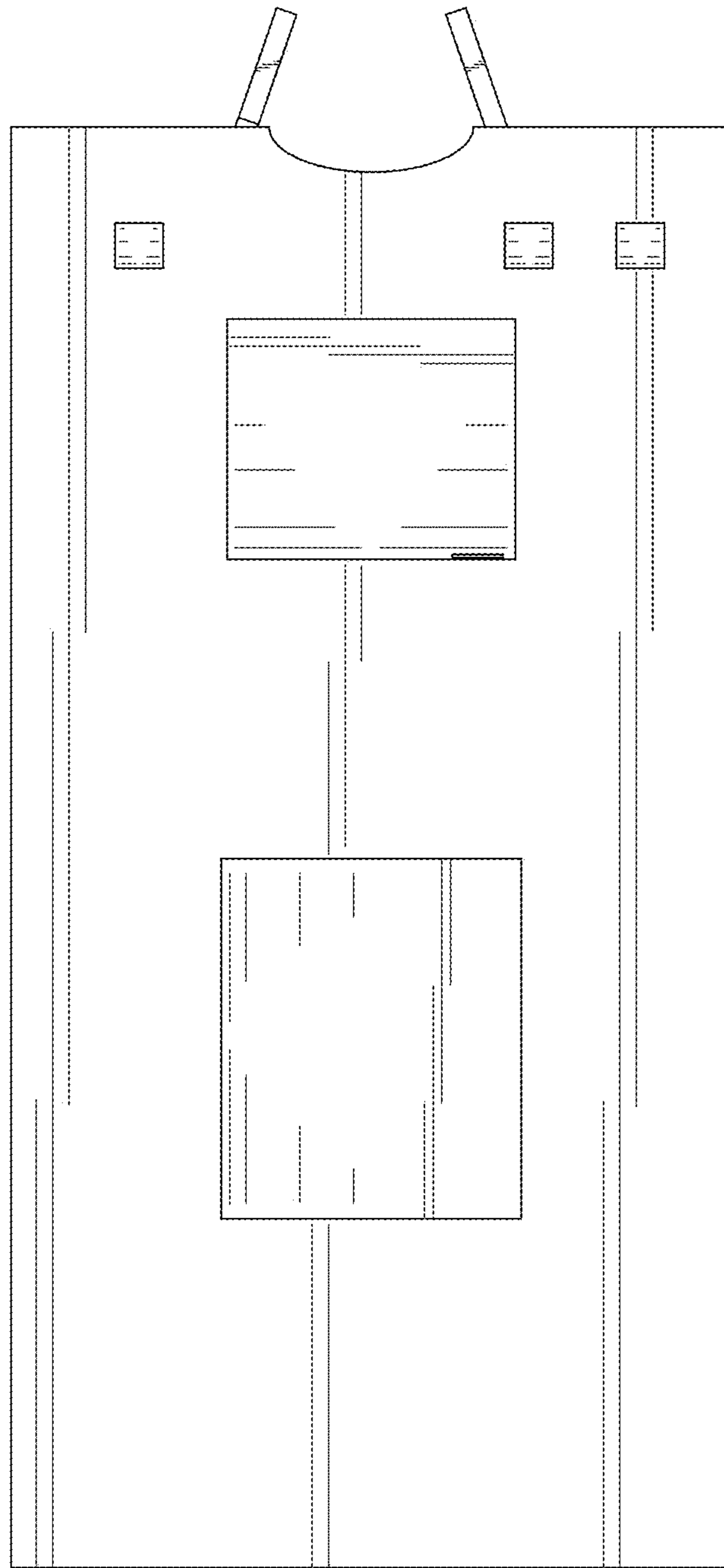


FIG. 3




FIG. 4

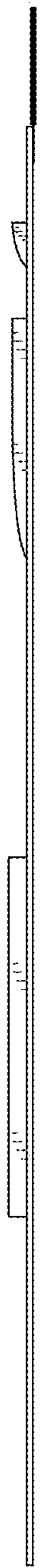


FIG. 5

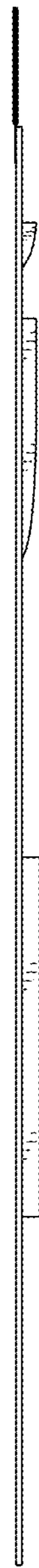


FIG. 6




FIG. 7

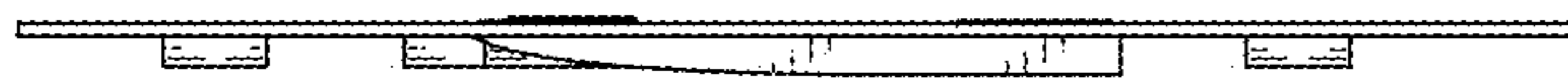


FIG. 8