



US00D907332S

(12) **United States Design Patent** (10) **Patent No.:** **US D907,332 S**  
**Liu** (45) **Date of Patent:** **\*\* Jan. 12, 2021**

(54) **YOGA PANTS WITH POCKETS**

(71) Applicant: **Mei Liu**, Guangdong (CN)

(72) Inventor: **Mei Liu**, Guangdong (CN)

(\*\*) Term: **15 Years**

(21) Appl. No.: **29/718,219**

(22) Filed: **Dec. 21, 2019**

(51) **LOC (13) Cl.** ..... **02-02**

(52) **U.S. Cl.**  
USPC ..... **D2/742**

(58) **Field of Classification Search**  
USPC ..... D2/742, 731-732, 738; 2/227  
CPC ..... A41D 1/06; A41D 1/08  
See application file for complete search history.

(56) **References Cited**

**U.S. PATENT DOCUMENTS**

D420,781 S	2/2000	Fujii et al.	
7,533,423 B2 *	5/2009	Rudolph	A41D 1/086 2/227
D625,900 S	10/2010	Morii et al.	
D645,644 S *	9/2011	Iamartino	D2/742
D654,661 S	2/2012	Savage	
D668,434 S	10/2012	Iamartino	
D681,311 S *	5/2013	McLaren	D2/742
D774,731 S *	12/2016	Harris	D2/742
D778,032 S *	2/2017	Lago	D2/742
D779,788 S	2/2017	Murphy et al.	
D785,292 S	5/2017	Kandarian et al.	
D786,534 S *	5/2017	Alligood	D2/731
D792,058 S	7/2017	McManus	

D809,247 S *	2/2018	Terrell	D2/738
D812,348 S *	3/2018	McManus	D2/742
D812,856 S *	3/2018	Korver	D2/742
D846,836 S	4/2019	Cristiani	
D875,351 S *	2/2020	Harris	D2/731
2018/0325188 A1 *	11/2018	Burhance	A41D 1/08

**OTHER PUBLICATIONS**

Lululemon Speed Up 28" Brushed Full-On Luxtreme, posted 2018 [online], (retrieved Mar. 13, 2020). Retrieved from the internet://shop.lululemon.com/p/women-pants/Speed-Up-Tight-Brushed-Brindle-Fullux/\_/prod8690546?color=1966 (Year: 2018).\*

\* cited by examiner

*Primary Examiner* — Kevin K Rudzinski  
*Assistant Examiner* — J. Thorn, Sr.

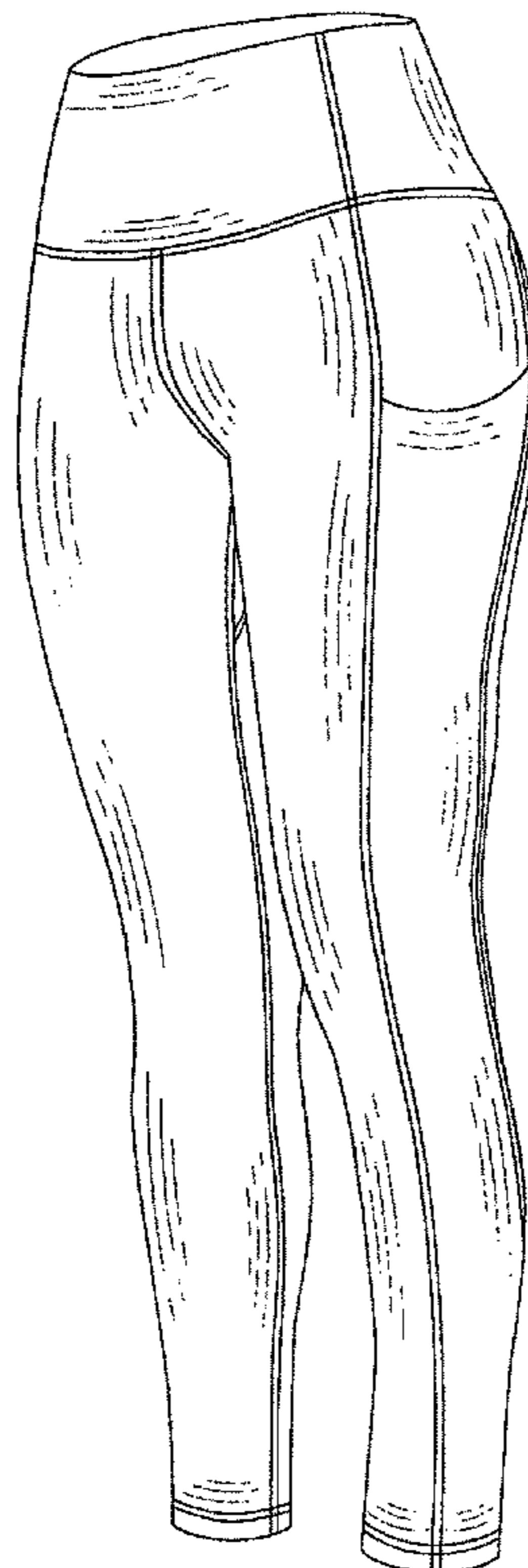
(57) **CLAIM**

I claim the ornamental design for yoga pants with pockets, as shown and described.

**DESCRIPTION**

FIG. 1 is a front elevational view of yoga pants with pockets showing my new design;  
FIG. 2 is a rear elevational view thereof;  
FIG. 3 is a left side elevational view thereof;  
FIG. 4 is a right side elevational view thereof;  
FIG. 5 is a top plan view thereof;  
FIG. 6 is a bottom plan view thereof; and,  
FIG. 7 is a perspective view thereof.

**1 Claim, 7 Drawing Sheets**



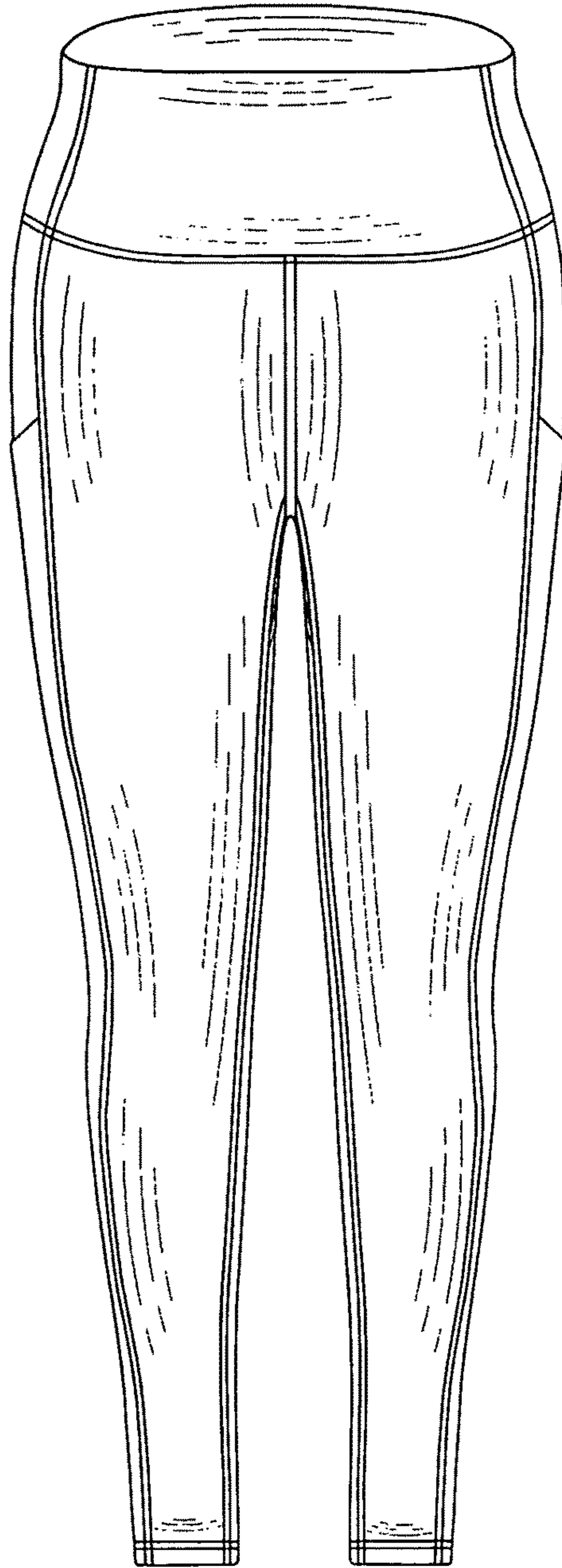


FIG. 1

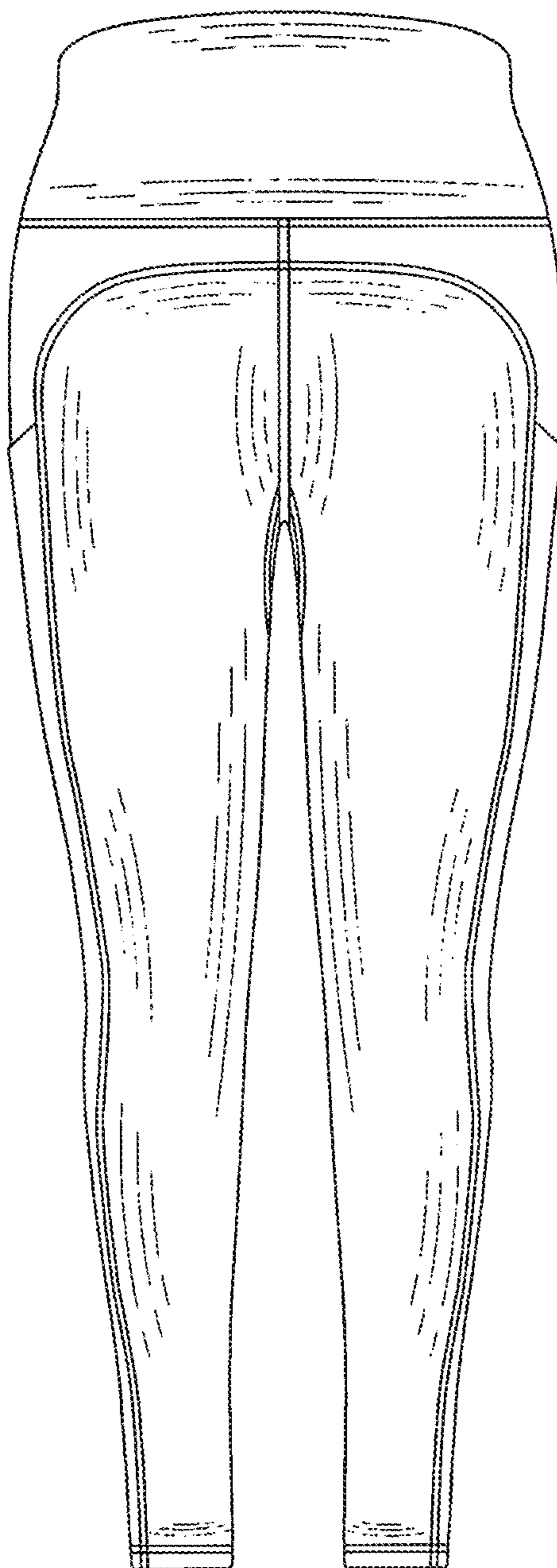


FIG.2

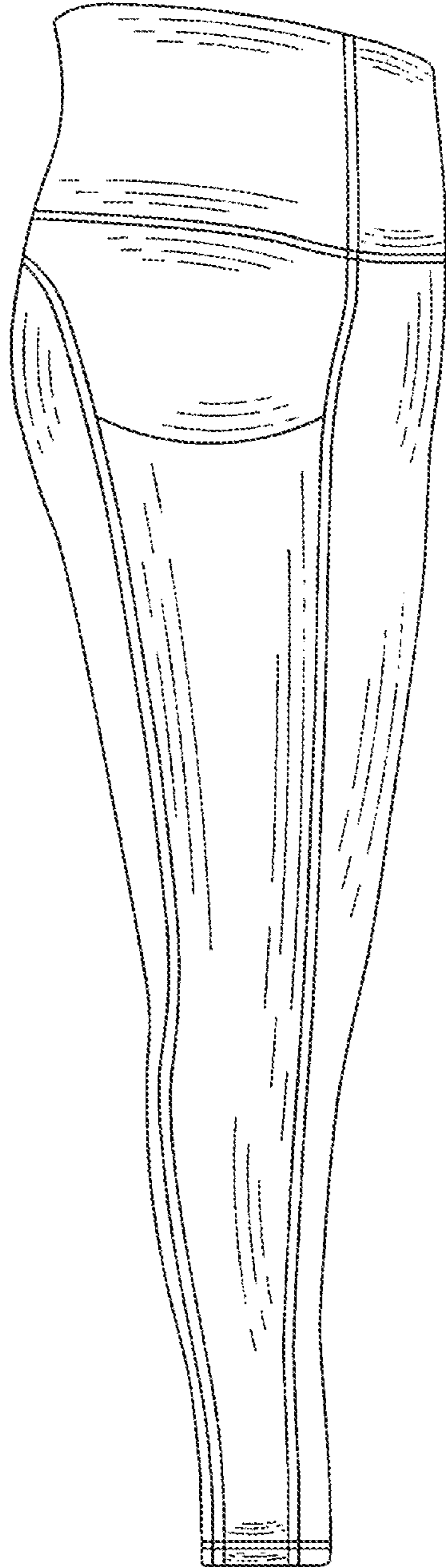


FIG.3

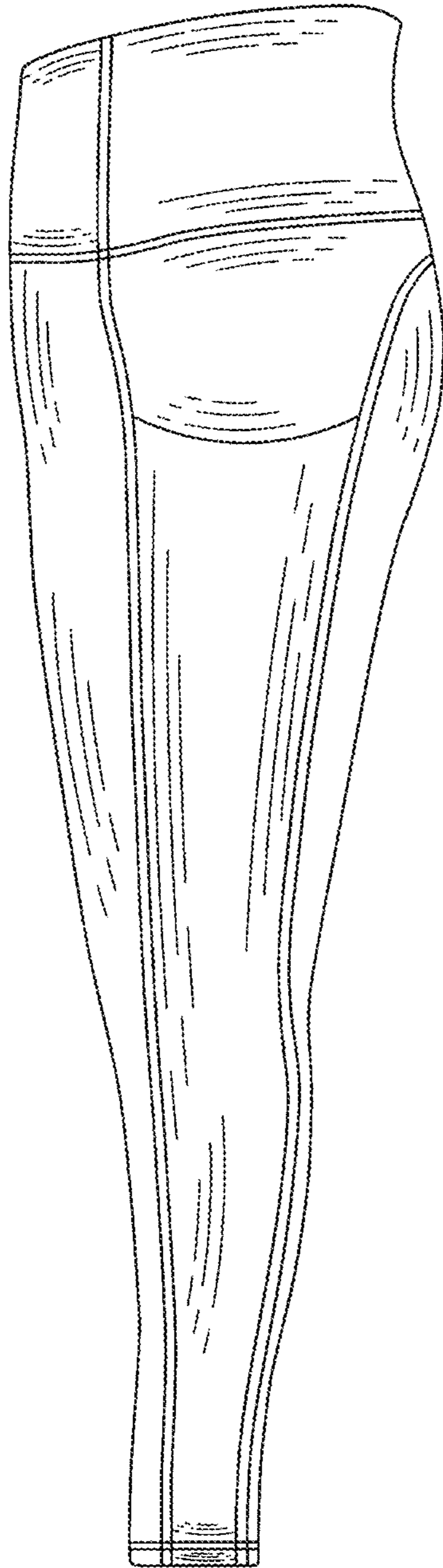


FIG.4

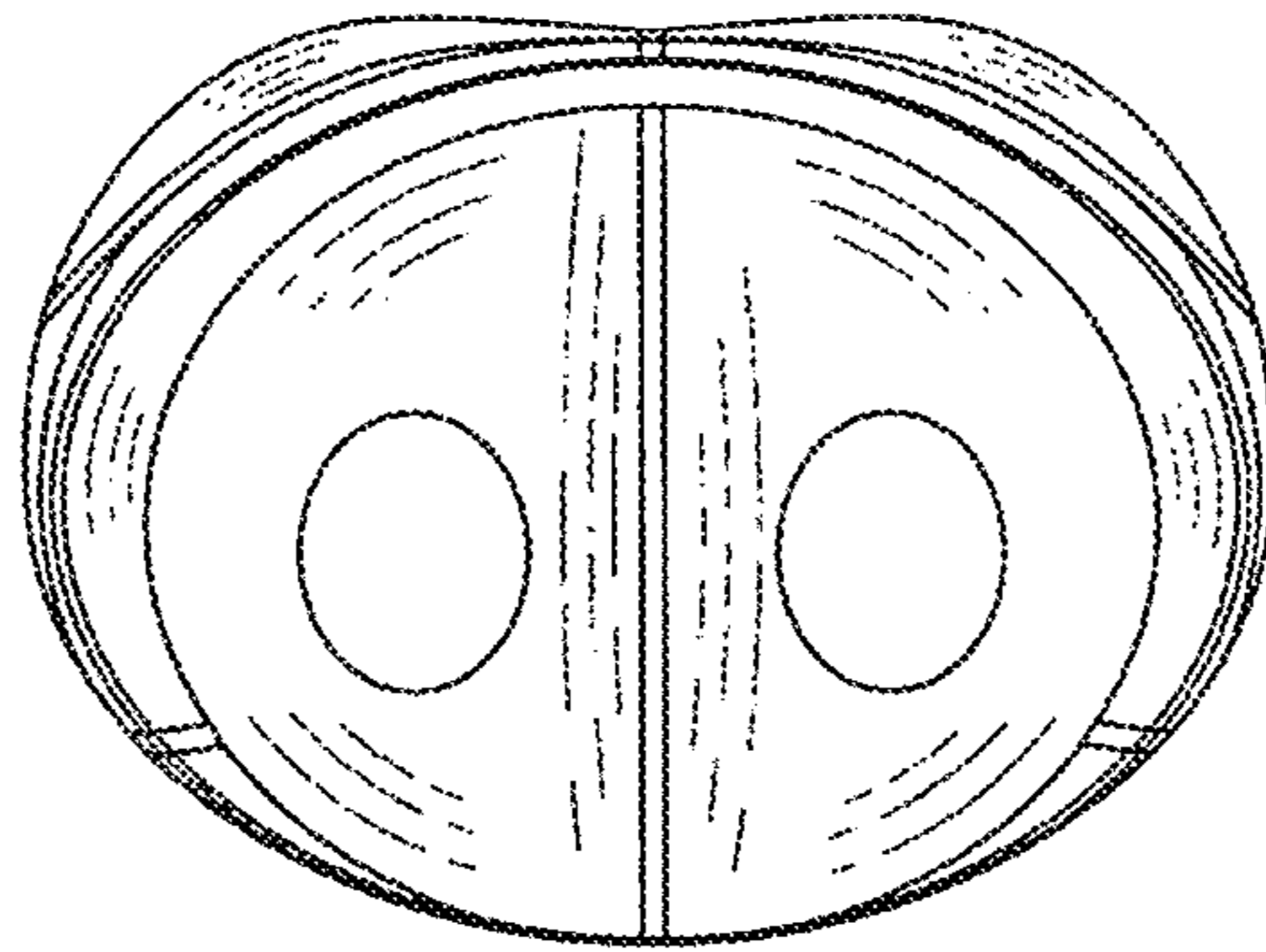


FIG.5

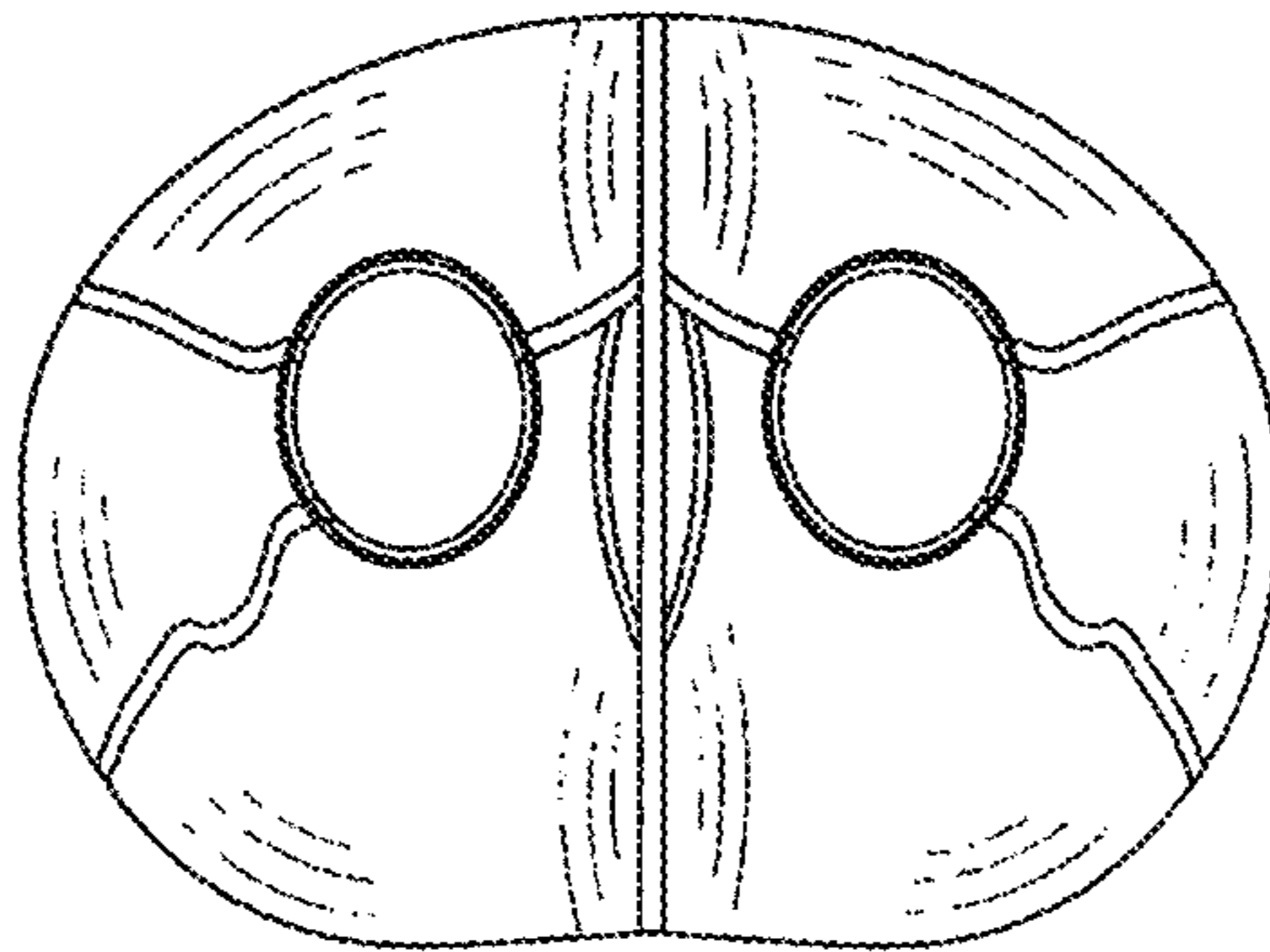


FIG. 6



FIG. 7