



US00D907325S

(12) **United States Design Patent**  
**Schneider**

(10) **Patent No.:** **US D907,325 S**

(45) **Date of Patent:** **\*\* Jan. 5, 2021**

- (54) **SAFE**
- (71) Applicant: **Deborah J. Schneider**, Boca Raton, FL (US)
- (72) Inventor: **Deborah J. Schneider**, Boca Raton, FL (US)
- (\*\*) Term: **15 Years**
- (21) Appl. No.: **29/687,477**
- (22) Filed: **Apr. 12, 2019**
- (51) **LOC (13) Cl.** ..... **99-00**
- (52) **U.S. Cl.**  
USPC ..... **D99/28**
- (58) **Field of Classification Search**  
USPC ..... D99/28, 34, 35, 36, 43, 99; 109/1 R, 109/1 V, 2, 45; 902/9, 30; 235/100; 206/0.8, 0.815, 0.82; 312/400, 409  
CPC ..... F42B 39/24; E05B 65/0075; E05G 1/00; E05G 1/005; E05G 5/00; E05G 5/02; E05G 2700/00; E05G 2700/02; E05G 2700/04; G05G 1/024; G07D 11/0006; G07D 11/0009; G07D 11/009; G07D 9/002; G07D 9/004; G07D 9/008; G07F 9/06; G07F 9/003; G07F 17/10; G07F 17/12  
See application file for complete search history.

- 1,638,470 A \* 8/1927 Caldwell ..... A47B 61/06 190/37
- D87,772 S \* 9/1932 Wolters ..... D99/28
- D103,629 S \* 3/1937 Davis ..... D99/28
- 2,081,271 A \* 5/1937 Ellithorpe ..... E05G 5/00 109/7
- 2,088,459 A \* 7/1937 Bennett ..... E05G 5/006 70/77
- D252,430 S \* 7/1979 Oakley ..... D6/407
- D273,052 S \* 3/1984 Snodgrass ..... D99/28
- 4,669,394 A \* 6/1987 Fogleman ..... E05G 1/02 109/59 T
- D291,019 S \* 7/1987 Druihet ..... D8/302
- D308,279 S \* 5/1990 Hill ..... D99/28
- D314,406 S \* 2/1991 Lerch ..... D21/519
- D327,793 S \* 7/1992 McGrory ..... 232/43.2
- D390,835 S \* 2/1998 Mayfield, III ..... D13/184
- D586,525 S \* 2/2009 Pendleton ..... D99/28
- D598,175 S \* 8/2009 Pendleton ..... D6/668
- D619,775 S \* 7/2010 Pendleton ..... D6/668
- D620,675 S \* 7/2010 Doettingling ..... D99/28
- D659,944 S \* 5/2012 Pendleton ..... D99/28

(Continued)

*Primary Examiner* — Elizabeth J Oswecki

(57) **CLAIM**

The ornamental design for a safe, as shown and described.

**DESCRIPTION**

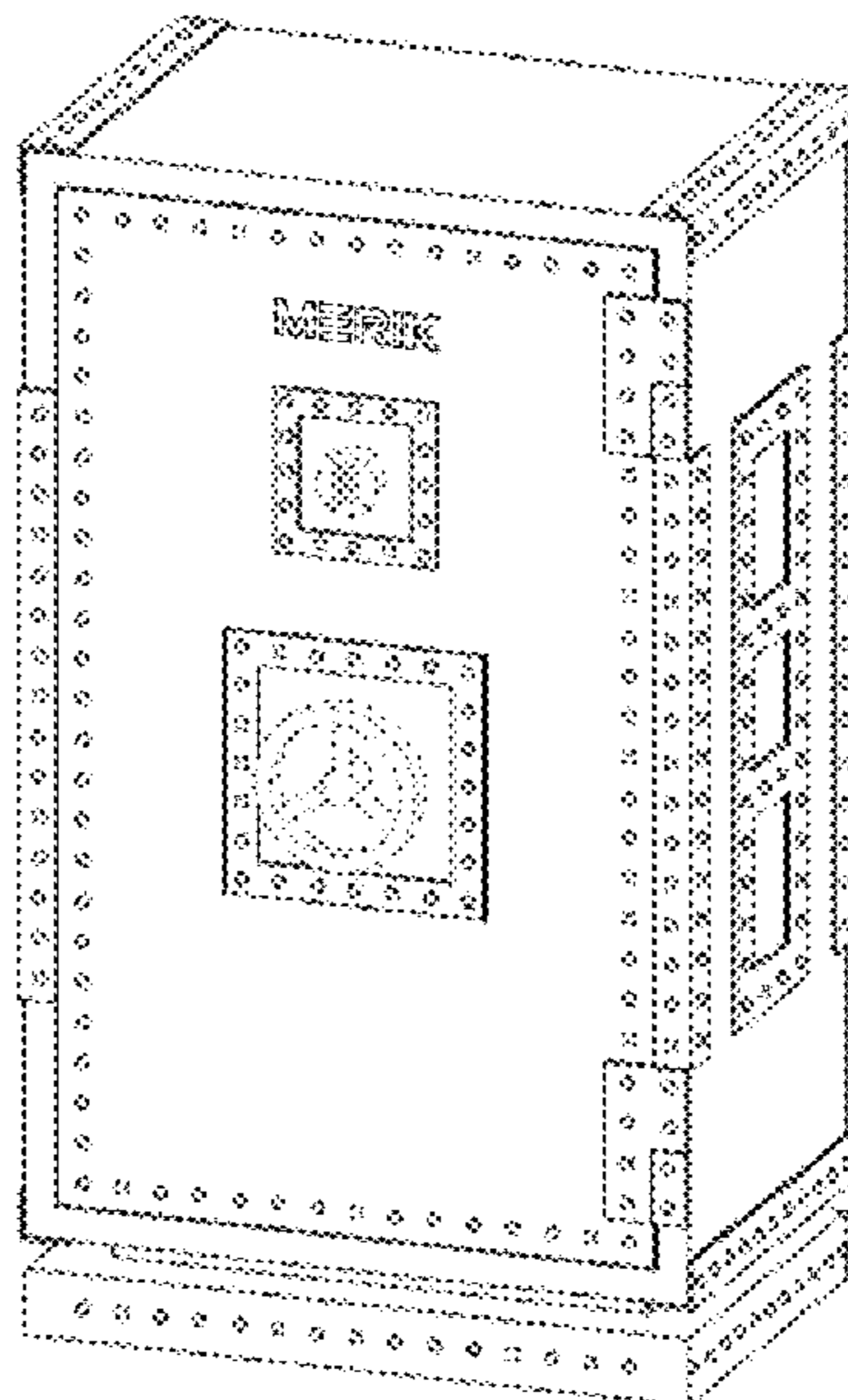
FIG. 1 is a perspective view of a safe showing my new design;  
 FIG. 2 is a front view thereof;  
 FIG. 3 is a left side view thereof;  
 FIG. 4 is a right side view thereof;  
 FIG. 5 is a rear view thereof;  
 FIG. 6 is a top view thereof;  
 FIG. 7 is a bottom view thereof; and,  
 FIG. 8 is another perspective view thereof.  
 The broken lines shown in the drawings represent portions of the Safe that form no part of the claimed design.

**1 Claim, 7 Drawing Sheets**

(56) **References Cited**

U.S. PATENT DOCUMENTS

- D3,772 S \* 11/1869 Marvin ..... D99/28
- 166,107 A \* 7/1875 Hyatt ..... E05G 1/08 109/53
- 470,818 A \* 3/1892 Damon ..... E05G 1/024 109/74
- 1,256,869 A \* 2/1918 Blixt et al. .... B63C 7/30 441/32
- D67,730 S \* 6/1925 Wheary ..... D3/272



(56)

**References Cited**

U.S. PATENT DOCUMENTS

D728,189	S	*	4/2015	Suggs	.....	D99/28
D744,715	S	*	12/2015	Suggs	.....	D99/28
D774,272	S	*	12/2016	Suggs	.....	D99/28
D799,148	S	*	10/2017	Crosby	.....	D99/28
D799,782	S	*	10/2017	Crosby	.....	D99/28
D802,873	S	*	11/2017	Crosby	.....	D99/28
D811,686	S	*	2/2018	Crosby	.....	D99/28
D814,139	S	*	3/2018	Newcomb	.....	D99/28
D825,884	S	*	8/2018	Moore	.....	D99/28
2003/0141794	A1	*	7/2003	Cleveland	.....	E05G 1/024 312/409
2008/0229983	A1	*	9/2008	Pendleton	.....	E05G 1/02 109/45

\* cited by examiner



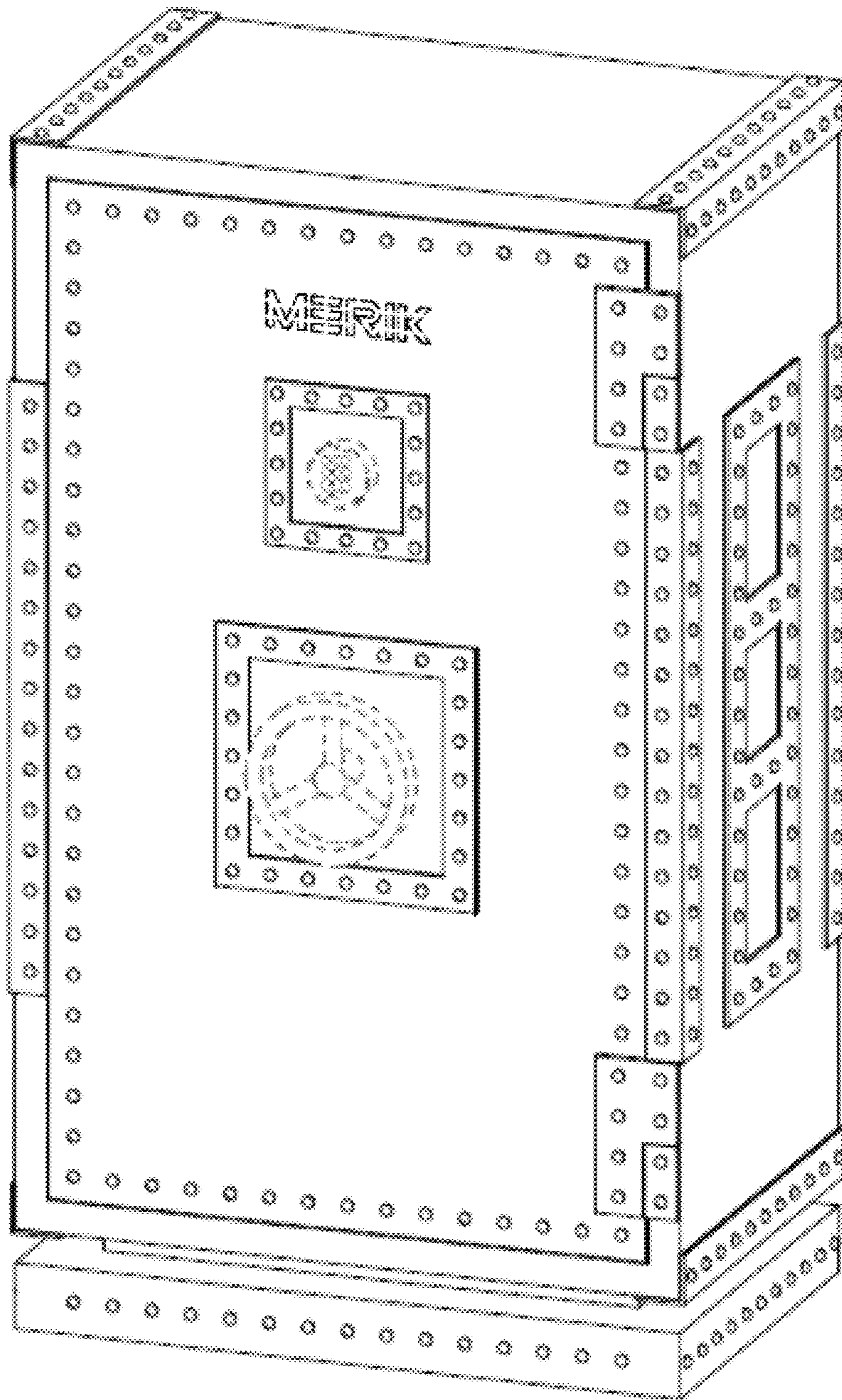


FIG.1




FIG.2



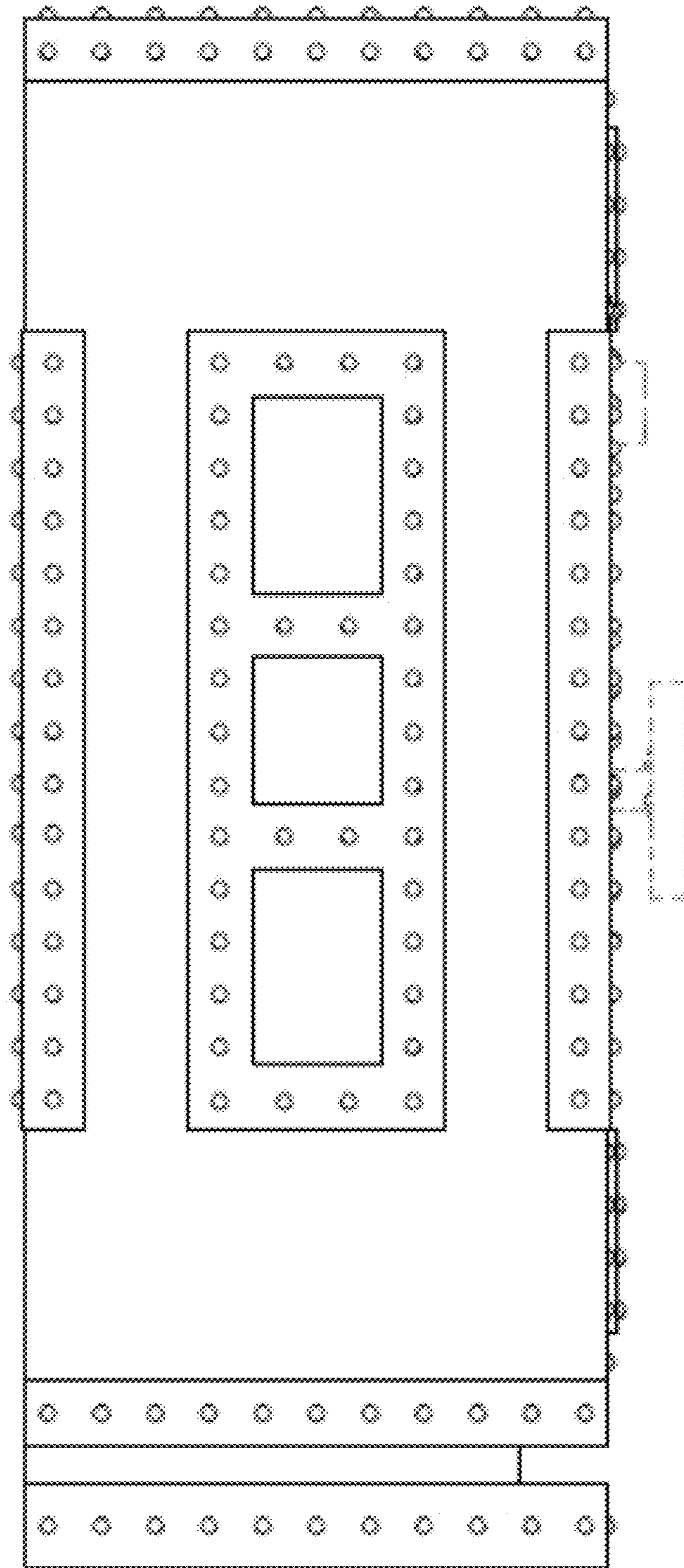


FIG.3

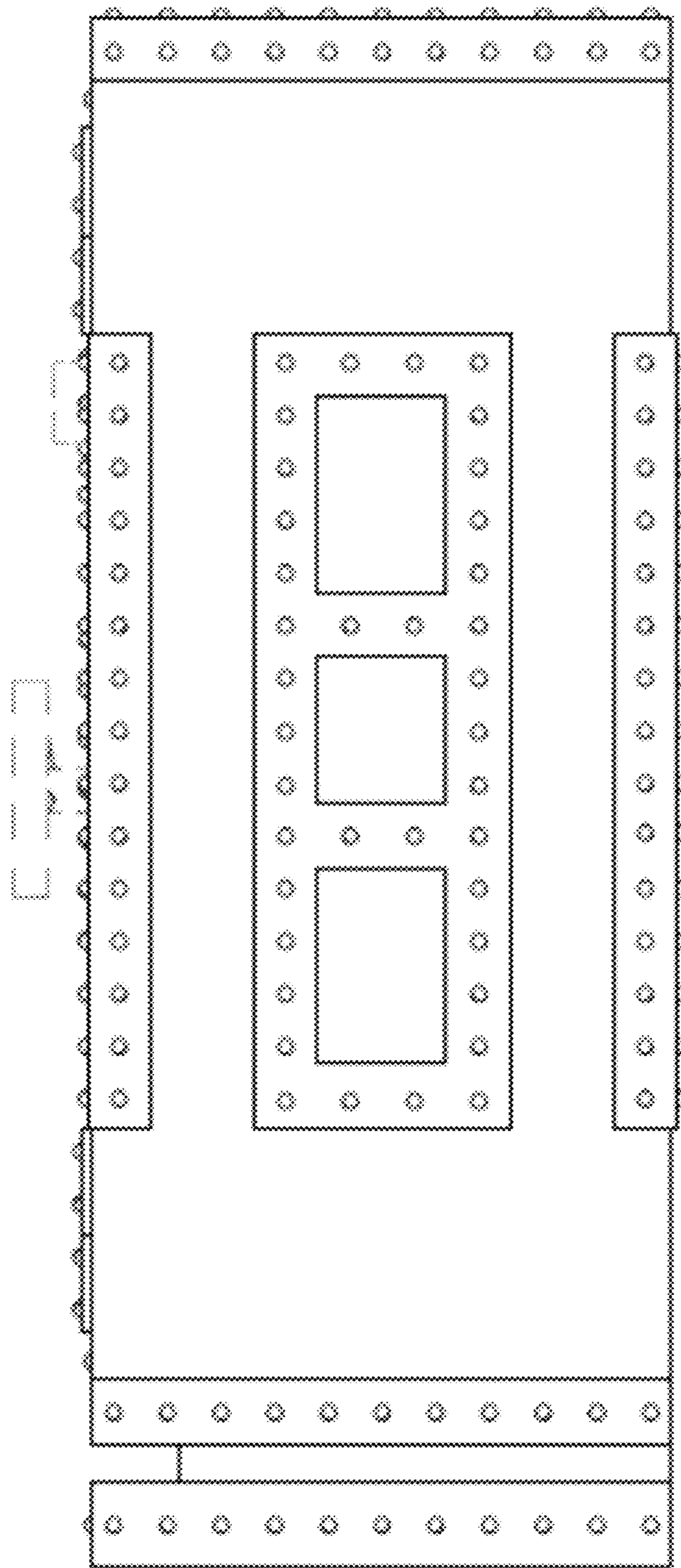


FIG.4




FIG.5

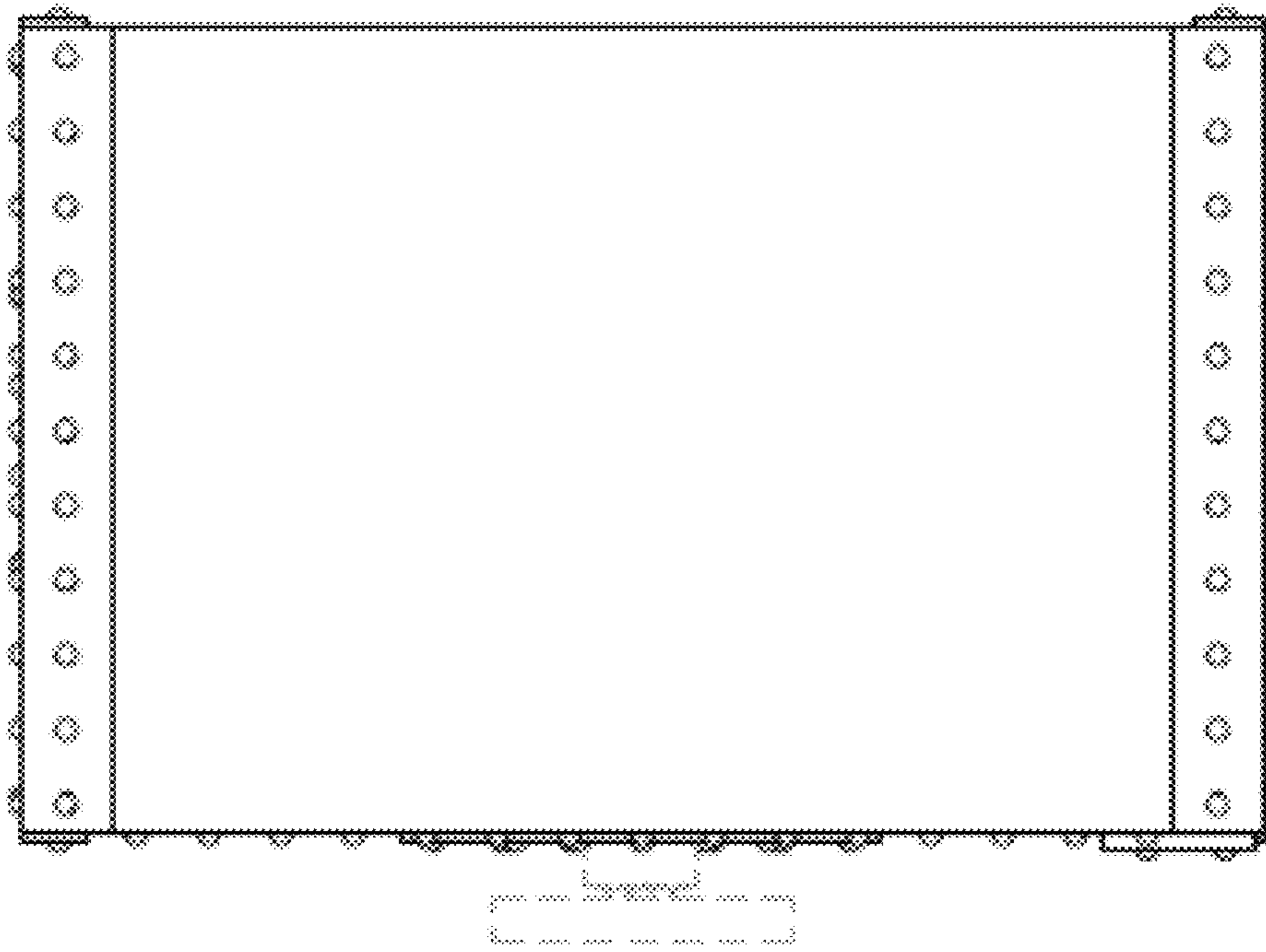


FIG.6

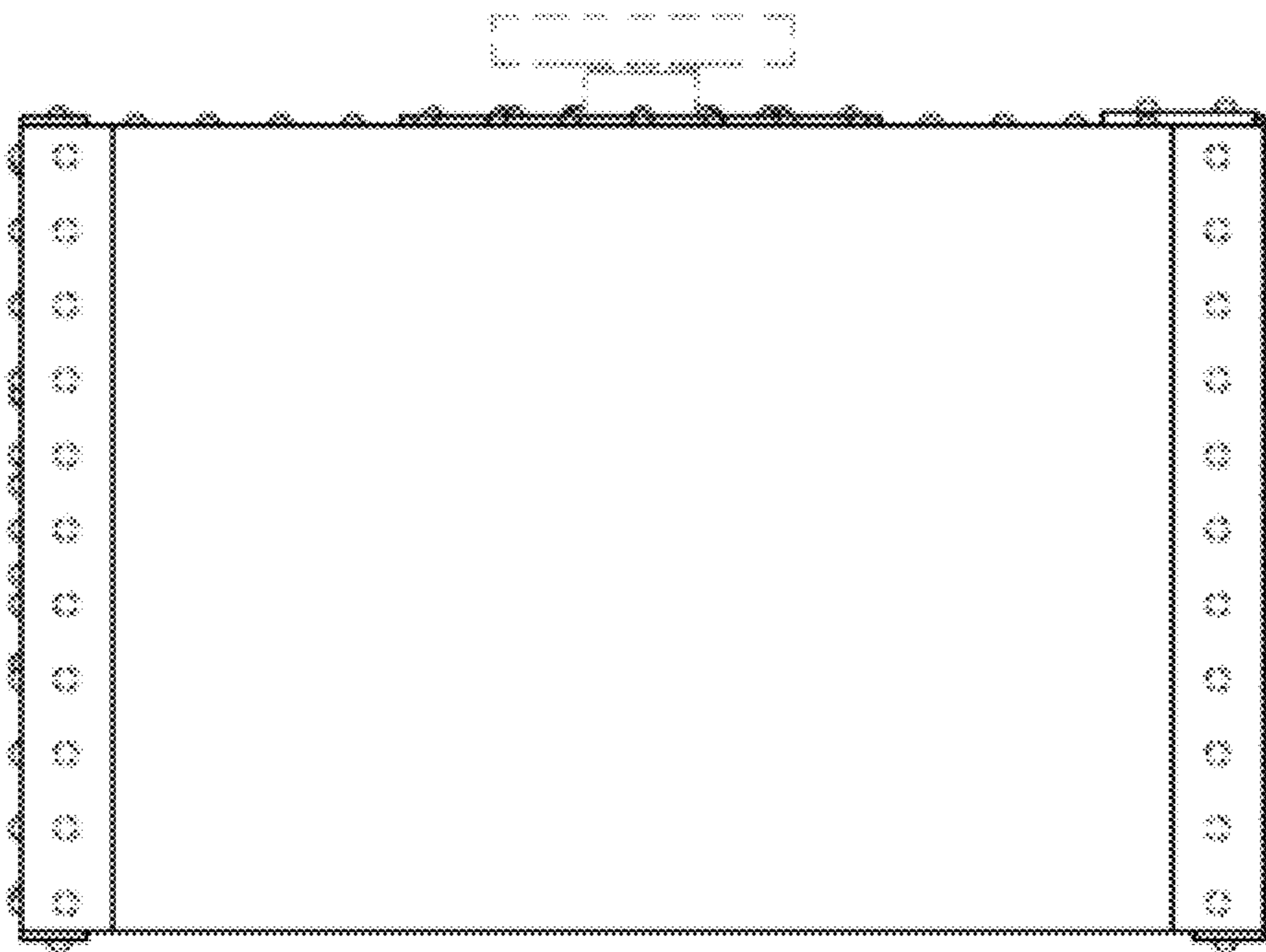


FIG.7



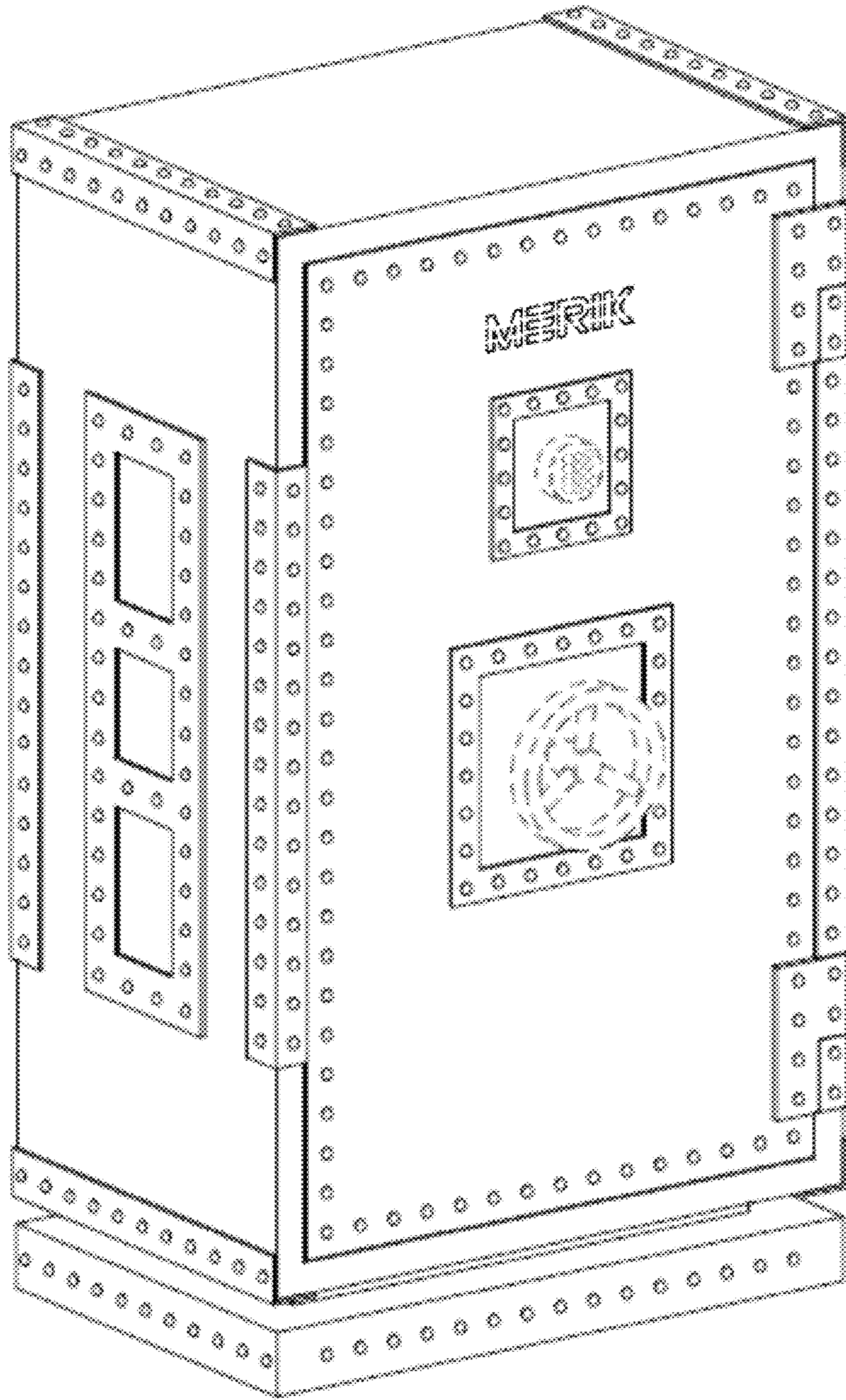


FIG.8