



US00D907318S

(12) **United States Design Patent** (10) **Patent No.:** **US D907,318 S**
Hirz (45) **Date of Patent:** **** Jan. 5, 2021**

(54) **WASTE BIN WITH INJECTION-MOLDED PLASTIC BODY**

(71) Applicant: **FRITZ SCHAEFFER GmbH**,
Neunkirchen (DE)
(72) Inventor: **Diethelm Hirz**, Neunkirchen (DE)
(73) Assignee: **FRITZ SCHAEFER GMBH**,
Neunkirchen (DE)

(**) Term: **15 Years**
(21) Appl. No.: **29/668,509**
(22) Filed: **Oct. 31, 2018**

Related U.S. Application Data

(63) Continuation-in-part of application No. 15/126,325,
filed on Sep. 29, 2016, now abandoned.
(51) **LOC (13) Cl.** **09-09**
(52) **U.S. Cl.**
USPC **D34/5**
(58) **Field of Classification Search**
USPC D34/1, 5, 6, 7, 8, 9, 10, 11; 220/908,
220/675
CPC B65F 2250/11; B65F 2250/114; B62B
2202/20; B62B 2202/028; B62B 2207/02
See application file for complete search history.

(56) **References Cited**

U.S. PATENT DOCUMENTS

D462,838 S *	9/2002	Van Landingham	D3/304
D554,821 S *	11/2007	Blanchard	D34/1
D577,170 S *	9/2008	Meers	D34/5
D641,121 S *	7/2011	Rampton	D34/1
D789,012 S *	6/2017	Labrecque	D34/5
D826,506 S *	8/2018	Labrecque	D34/10
D832,548 S *	10/2018	Labrecque	D34/10

* cited by examiner

Primary Examiner — Gino Colan

(74) *Attorney, Agent, or Firm* — Andrew Wilford

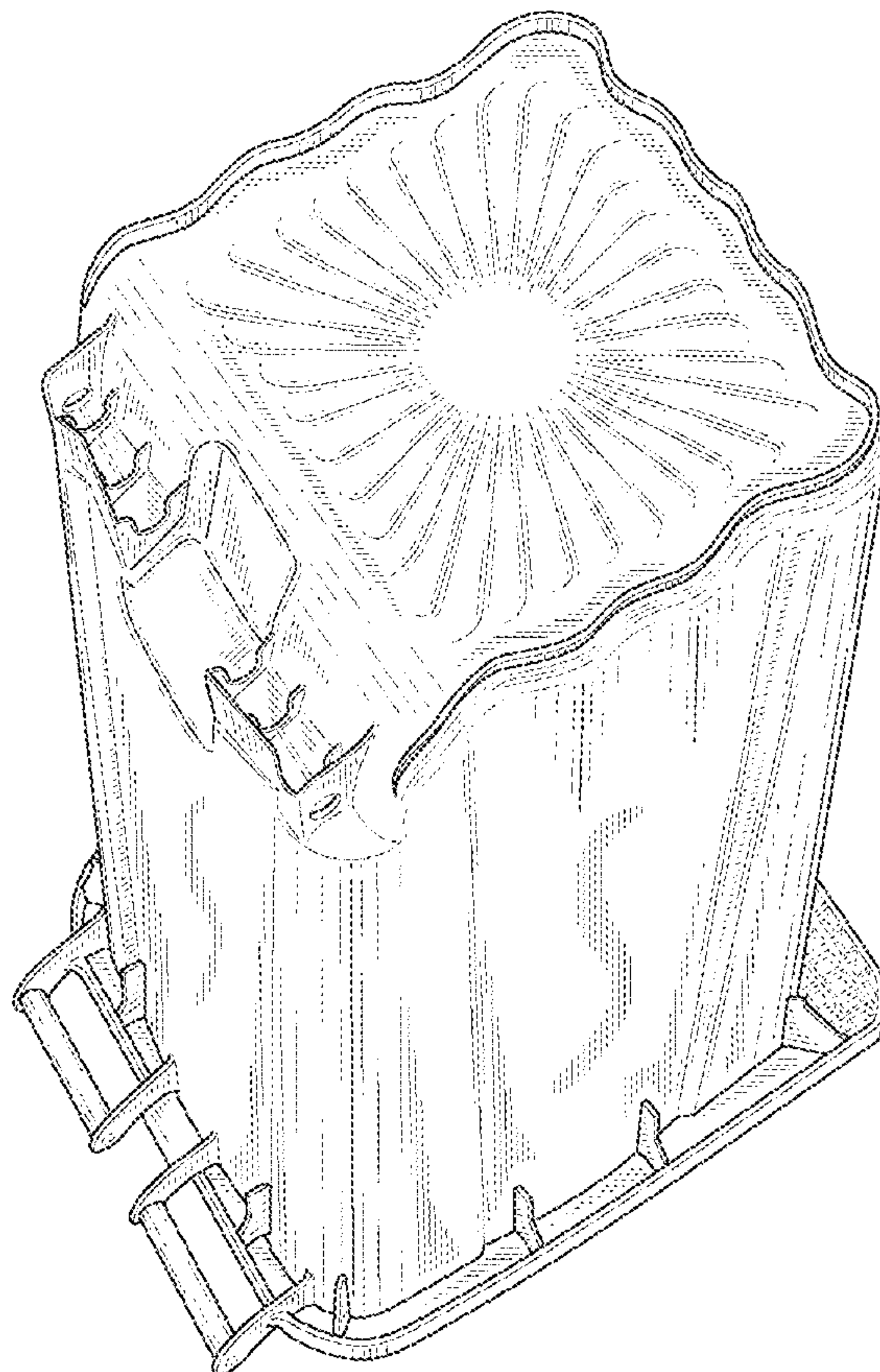
(57) **CLAIM**

The ornamental design for a waste bin with injection-molded plastic body, as shown and described.

DESCRIPTION

FIG. 1 is a rear perspective view from below of the invention;
FIG. 2 is a top view of the invention;
FIG. 3 is an elevational view from the right side of the invention, the left side being a mirror image thereof;
FIG. 4 is an elevational view from the front of the invention; and,
FIG. 5 is an elevational view from the rear of the invention.

1 Claim, 5 Drawing Sheets






Fig. 1

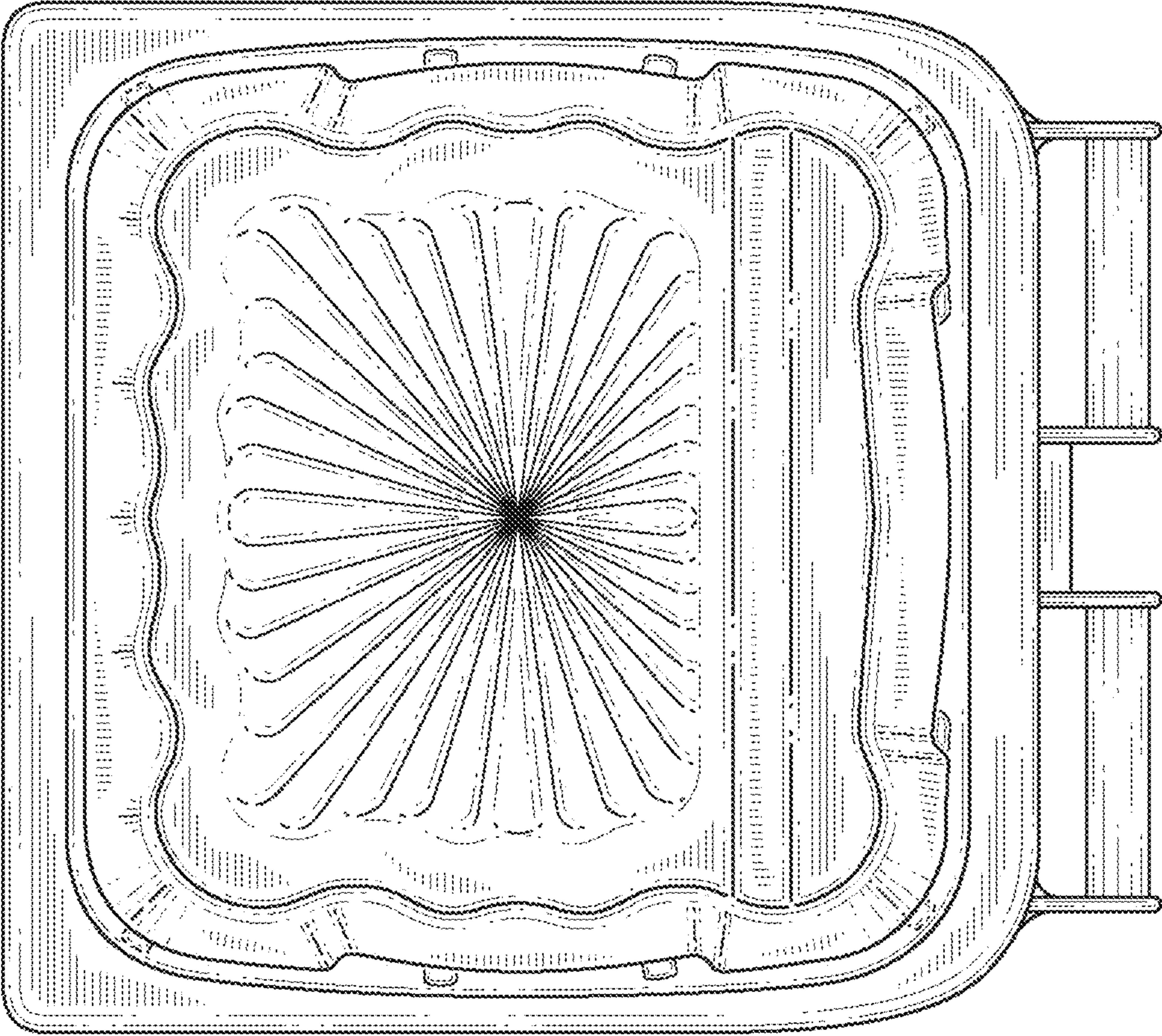


FIG. 2



Fig. 3

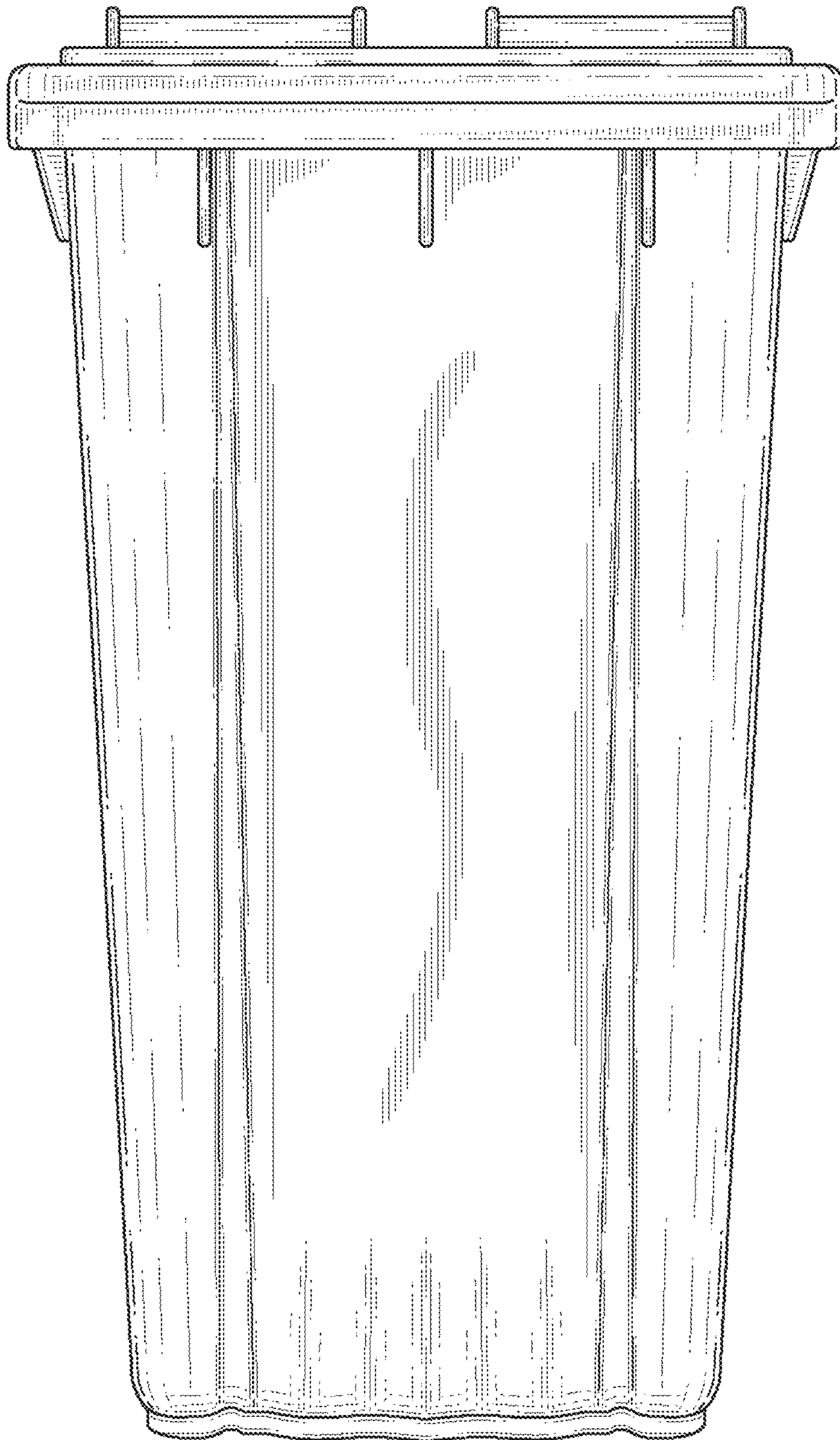


Fig. 4

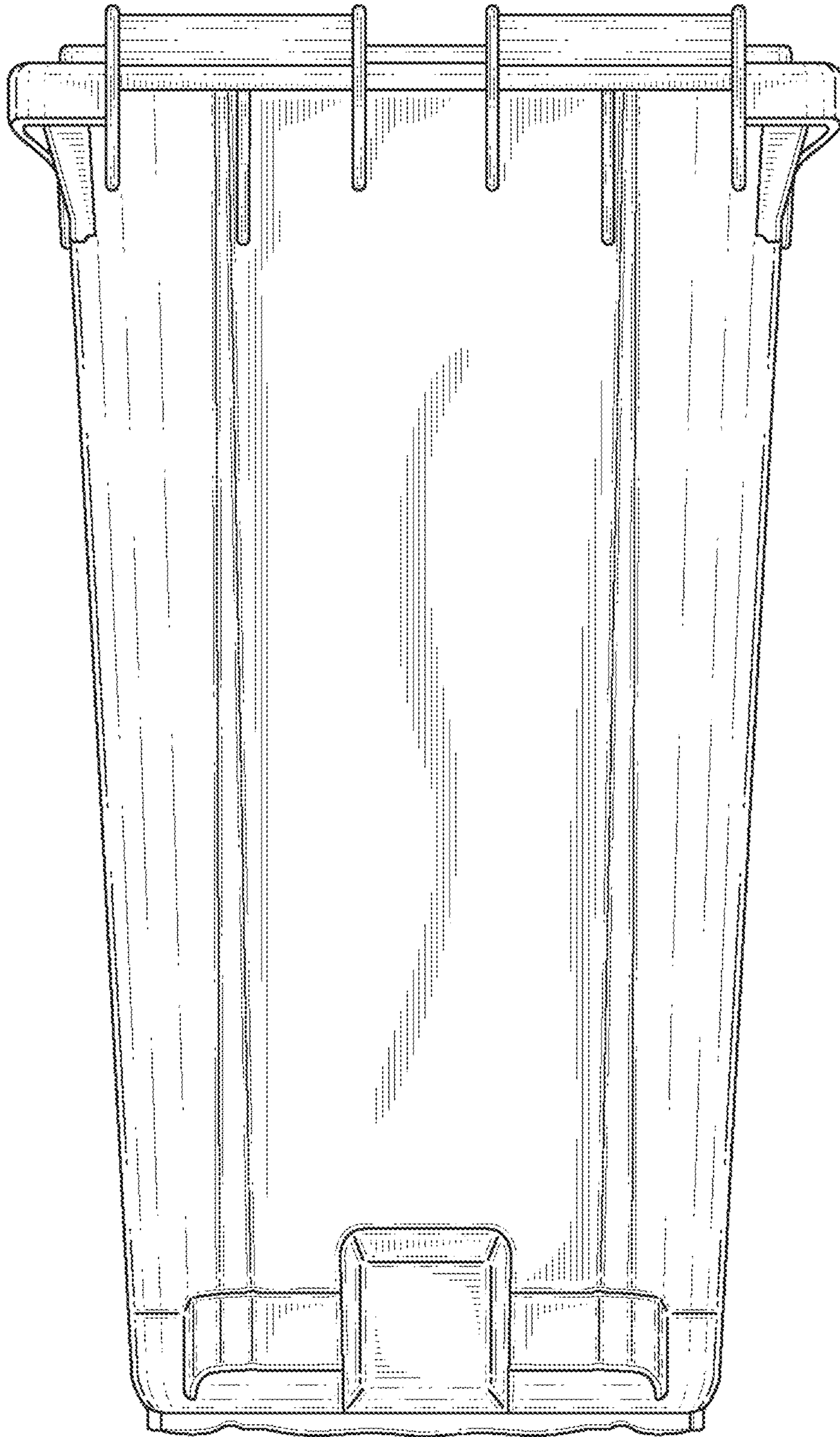


Fig. 5