



US00D907314S

(12) **United States Design Patent**
Wiedenhoeft

(10) **Patent No.:** **US D907,314 S**
(45) **Date of Patent:** **** Jan. 5, 2021**

(54) **PET PERCH**

(71) Applicant: **Debra Lynne Wiedenhoeft**, Parker, CO (US)

(72) Inventor: **Debra Lynne Wiedenhoeft**, Parker, CO (US)

(73) Assignee: **SHOULDER CATS R US**, Parker, CO (US)

(**) Term: **15 Years**

(21) Appl. No.: **29/642,963**

(22) Filed: **Apr. 3, 2018**

Related U.S. Application Data

(63) Continuation of application No. PCT/US2018/025850, filed on Apr. 3, 2018.

(51) **LOC (13) Cl.** **30-99**

(52) **U.S. Cl.**
USPC **D30/199**

(58) **Field of Classification Search**

USPC D30/199, 118, 119, 144; D21/803, 809, D21/769, 770, 771, 804, 835, 837, 838, D21/839, 834; D6/604, 392, 601, 596, D6/382, 383, 389, 406.3, 390, 715.2, 716, D6/716.1, 716.8; D12/5, 6, 316; 441/129-132, 136, 88, 87, 35, 38, 40, 41, 441/66, 67, 80, 81, 83, 86, 125-127; 472/128, 129, 134; 114/345, 346, 348, 114/349, 354, 361, 343, 363; 446/153, 446/227; 4/496, 498, 499; 5/415, 417, 5/418, 653, 652, 655.3, 420, 512, 655, 5/656, 657, 657.5; 119/702, 28.5, 497, 119/498, 482, 537, 531, 712-717; 135/95, 96, 98, 125, 126, 901, 133; 2/459, 16; D3/215; D2/823, 824
CPC A01K 15/02; A01K 15/025; A01K 15/027; A01K 1/029; A01K 1/0353; A01K 1/0272; A01K 1/0254; A01K 31/12; A47C 15/006; A47C 31/00; A47C 27/08;

A47C 27/081; A47C 27/128; A47C 27/18; A47C 1/146; B63B 35/00; B63B 35/73; B63B 35/737; B63B 35/74; B63B 35/76; B63B 7/085; B63B 17/02; A47D 15/00; A47D 15/001-008; A47D 13/02; A47D 13/025; A47D 13/083; A47D 13/066; A47G 9/066; A47G 9/068; A47G 9/1045; E04H 15/006;

(Continued)

(56) **References Cited**

U.S. PATENT DOCUMENTS

2,379,722 A * 7/1945 Kase A45D 44/08 2/50
2,665,426 A * 1/1954 Schmidt A41D 1/215 2/48

(Continued)

Primary Examiner — Susan Moon Lee


(57) **CLAIM**

The ornamental design for a pet perch, as shown and described.

DESCRIPTION

FIG. 1 is a front perspective view of a pet perch showing my new design in use.
FIG. 2 is a back perspective view of the pet perch in use.
FIG. 3 is a front perspective view of the pet perch.
FIG. 4 is a back perspective view of the pet perch.
FIG. 5 is a top view of the pet perch.
FIG. 6 is a bottom perspective view of the pet perch.
FIG. 7 is a bottom side perspective view of the pet perch shown with a cover partially removed; and,
FIG. 8 is a side perspective view of the pet perch shown with the cover partially removed.
The broken lines shown in the Figures are environment forming no part of the claimed design or show portions of the pet perch forming no part of the claimed design.

1 Claim, 8 Drawing Sheets



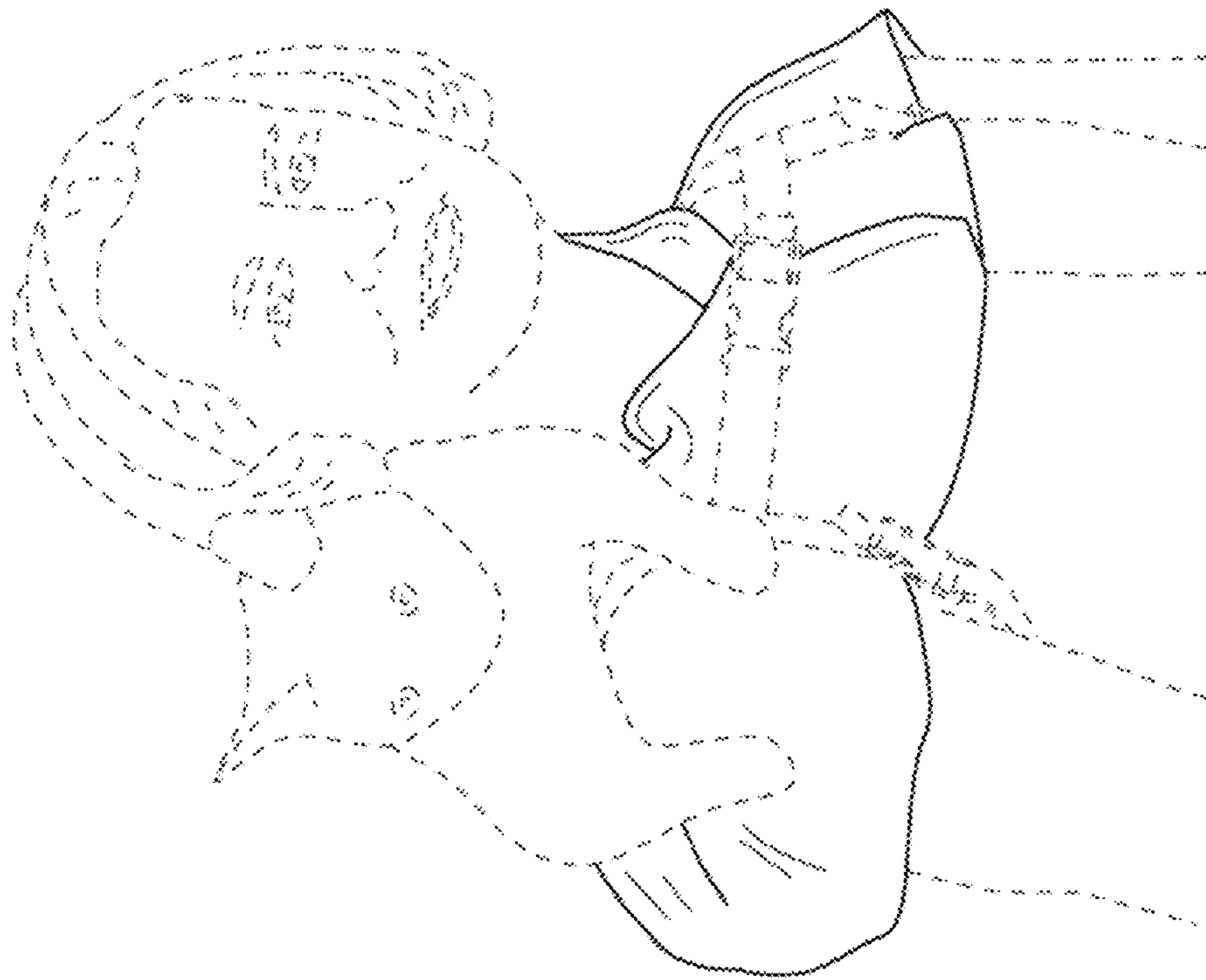


FIG. 1




FIG. 2

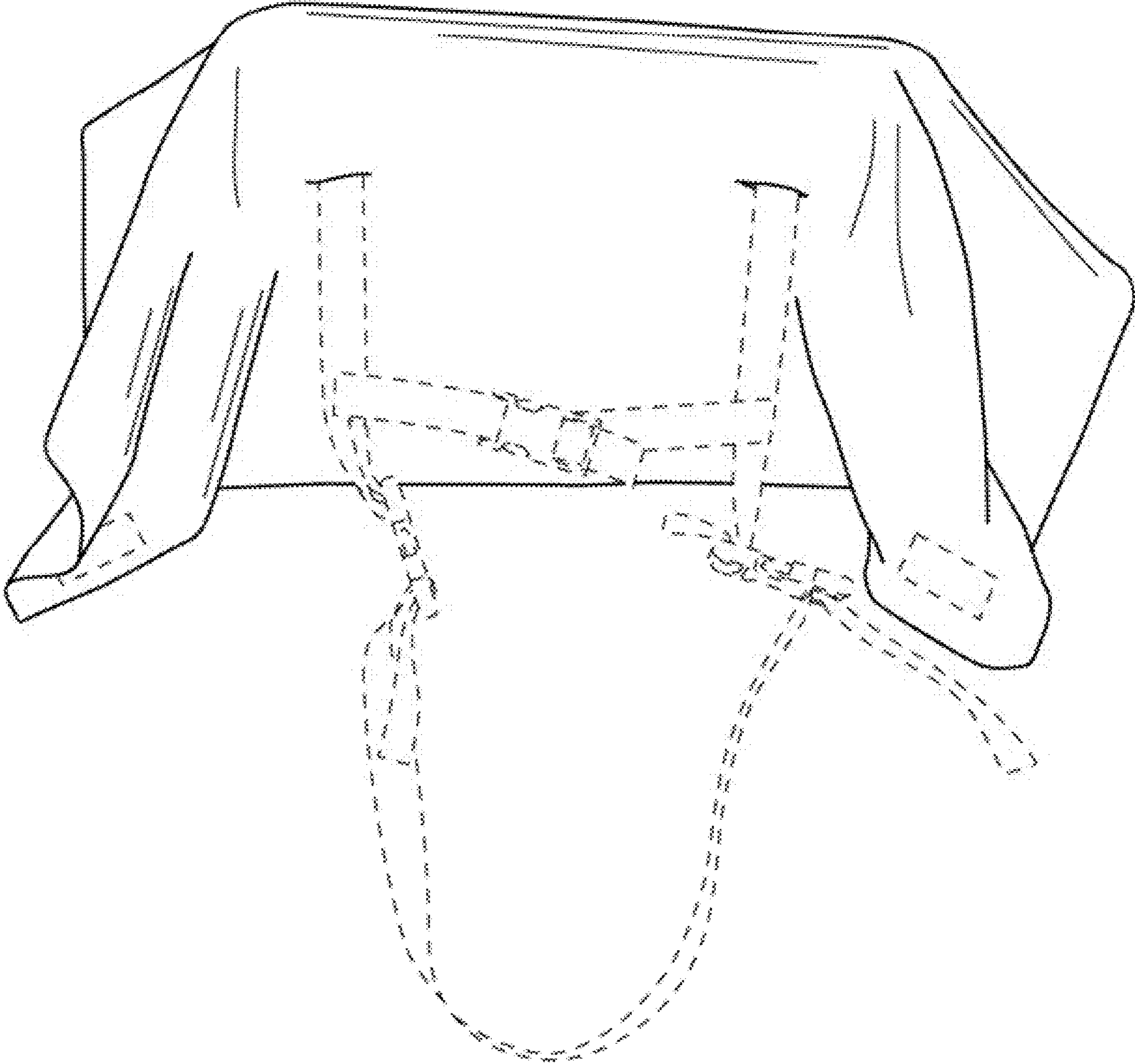


FIG. 3

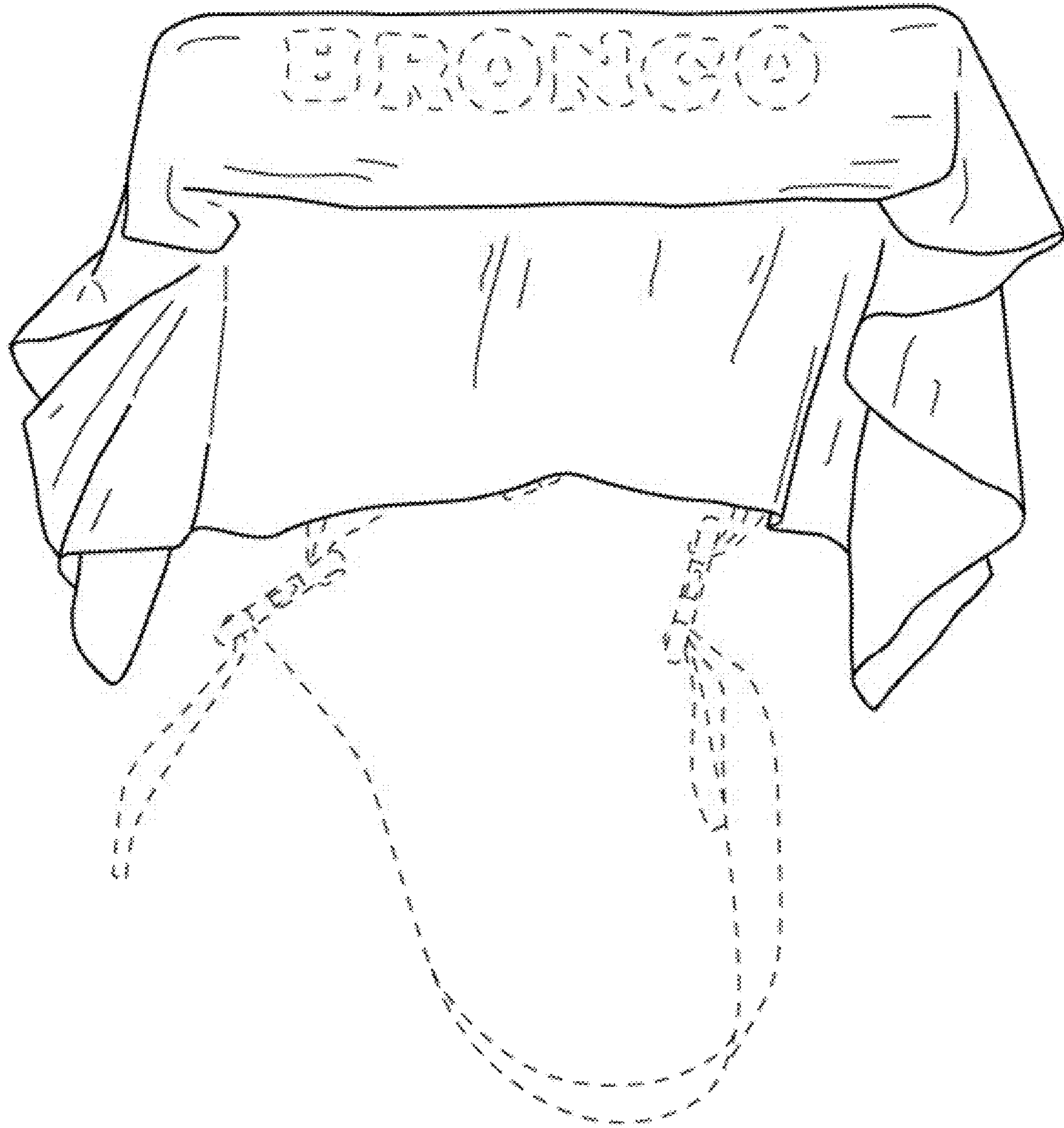


FIG. 4




FIG. 5

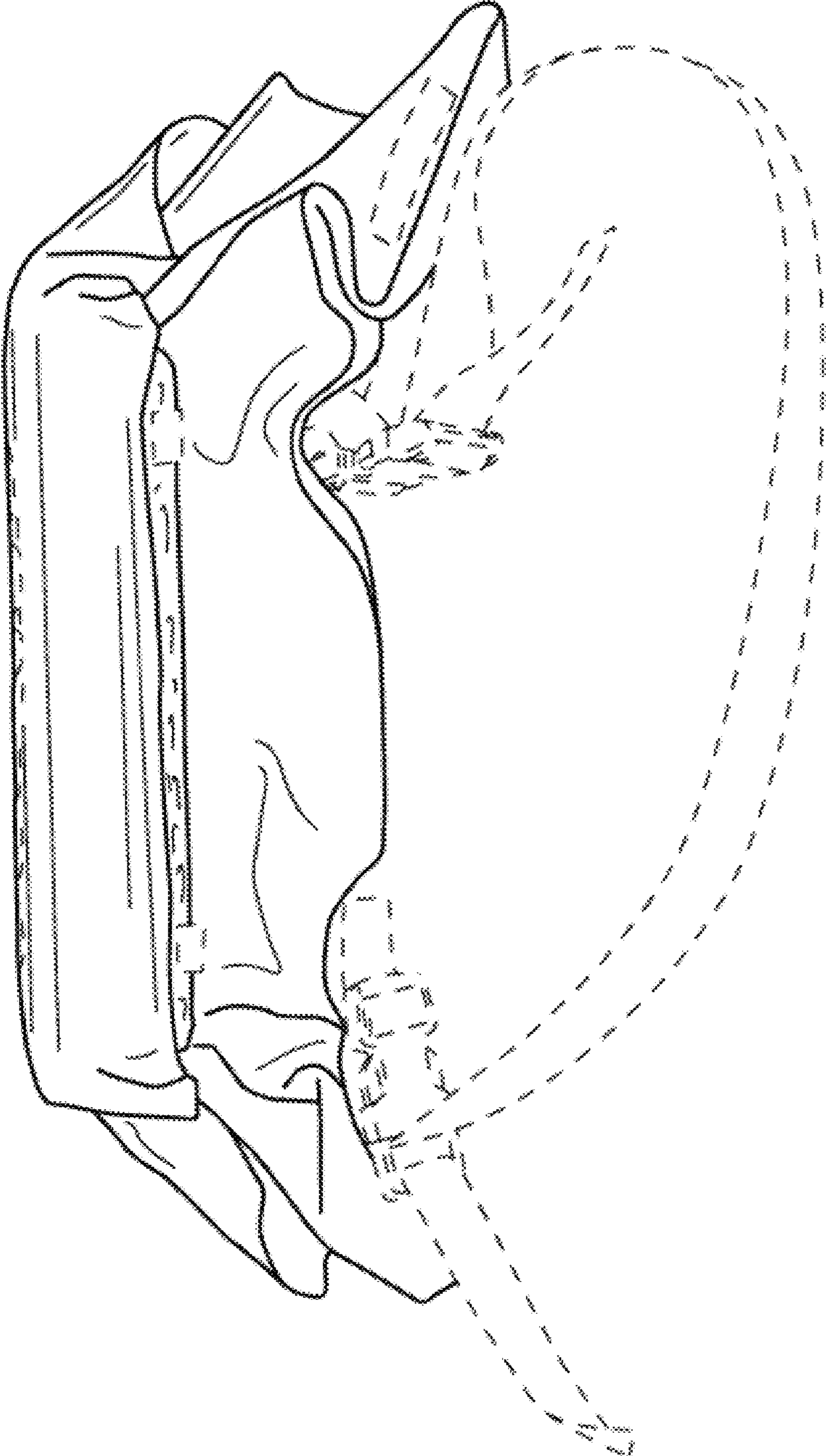


FIG. 6

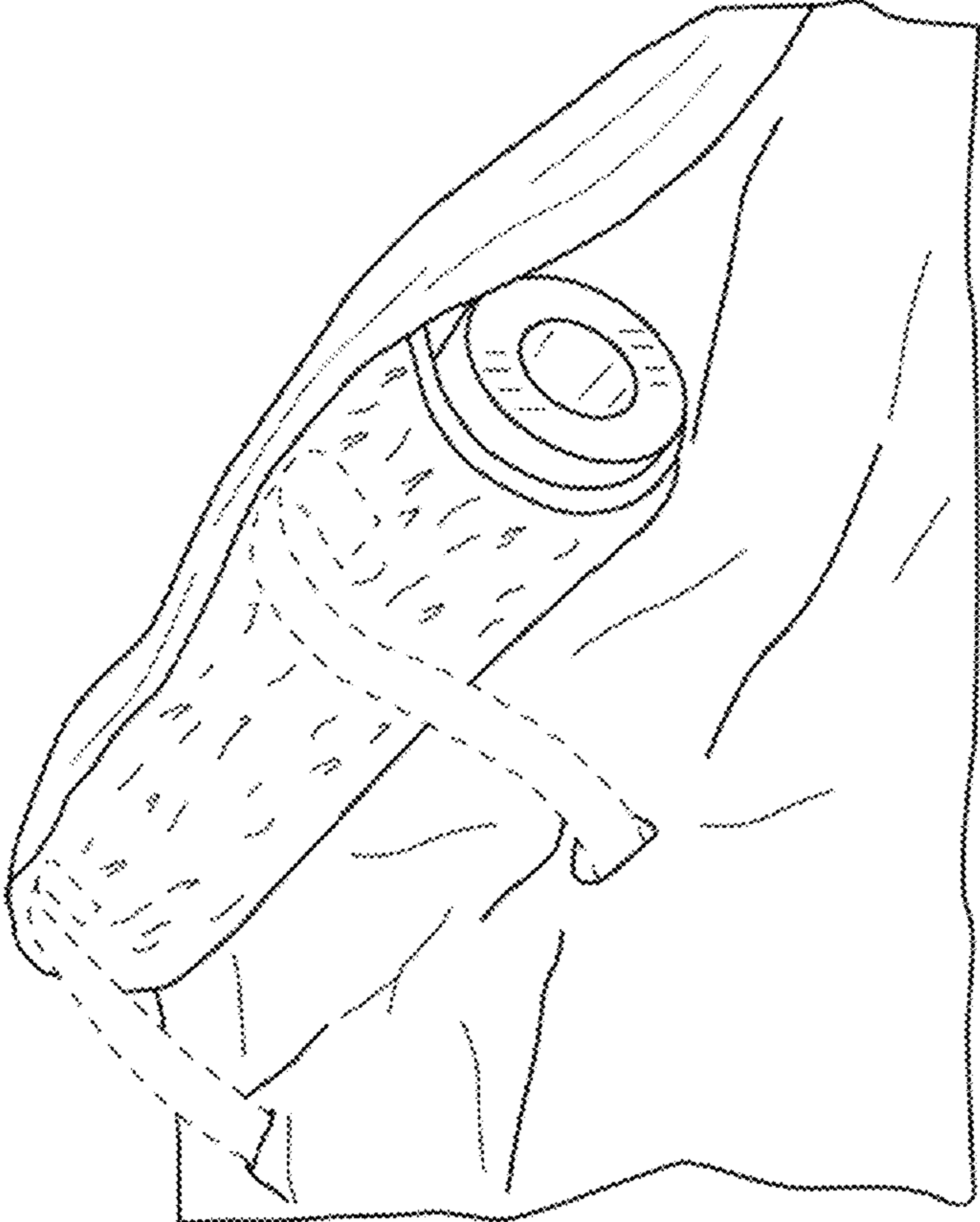


FIG. 7

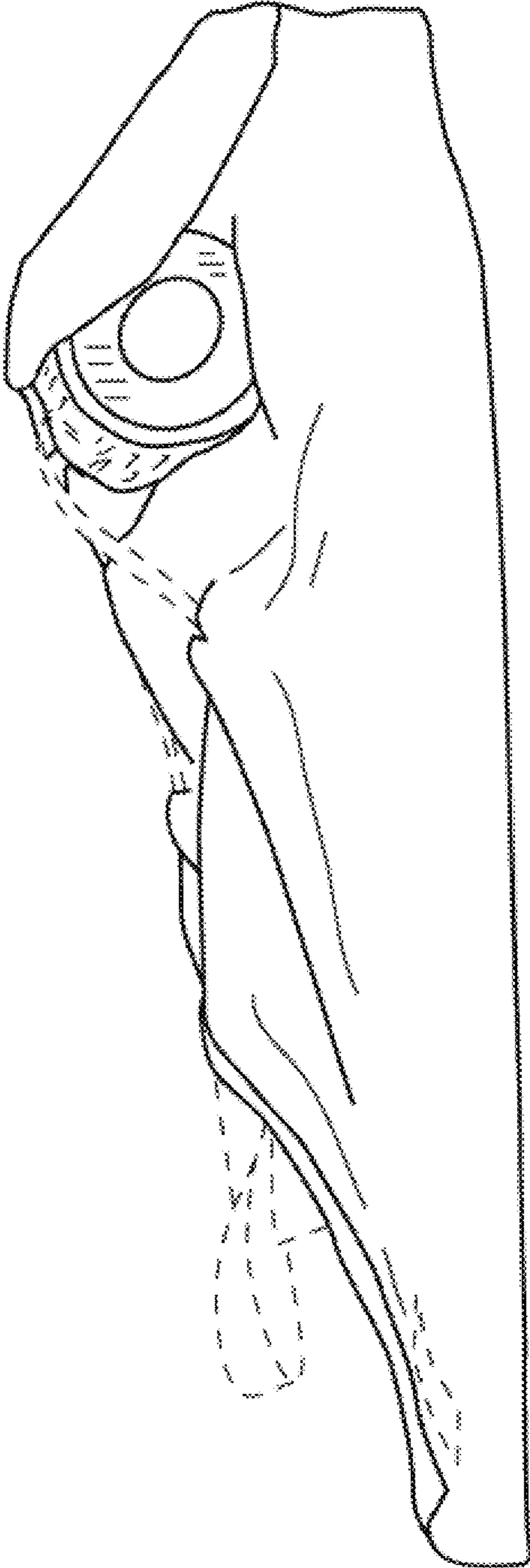


FIG. 8