



US00D907290S

(12) **United States Design Patent** (10) **Patent No.:** **US D907,290 S**  
**Pan** (45) **Date of Patent:** **\*\* Jan. 5, 2021**

(54) **ELECTRONIC CIGARETTE**  
(71) Applicant: **SHENZHEN SMOORE TECHNOLOGY LIMITED**, Guangdong (CN)  
(72) Inventor: **Weidong Pan**, Guangdong (CN)  
(73) Assignee: **SHENZHEN SMOORE TECHNOLOGY LIMITED**, Shenzhen (CN)  
(\*\*) Term: **15 Years**  
(21) Appl. No.: **29/712,683**  
(22) Filed: **Nov. 11, 2019**

**Related U.S. Application Data**

(63) Continuation of application No. 29/646,040, filed on May 1, 2018, now Pat. No. Des. 875,302.

**Foreign Application Priority Data**

Dec. 6, 2017 (CN) ..... 2017 3 0617167

(51) **LOC (13) Cl.** ..... **27-02**

(52) **U.S. Cl.**  
USPC ..... **D27/162**

(58) **Field of Classification Search**  
USPC ..... D27/100, 101, 162-196; D8/499; D23/366

CPC ..... A24F 47/008; A24F 47/002; A24F 15/14; A24F 40/20; A24F 47/00

See application file for complete search history.

(56) **References Cited**

**U.S. PATENT DOCUMENTS**

D763,502 S \* 8/2016 Verleur ..... D27/167  
9,894,931 B2 \* 2/2018 Zhou ..... A24F 47/008  
9,986,764 B2 \* 6/2018 Watson ..... A24F 7/02  
D824,096 S \* 7/2018 Qiu ..... D27/167

D838,899 S \* 1/2019 Qiu ..... D27/167  
D842,536 S \* 3/2019 Bowen ..... D27/167  
D843,644 S \* 3/2019 Qiu ..... D27/101  
D844,235 S \* 3/2019 Cividi ..... D27/167  
D849,996 S \* 5/2019 Duque ..... D27/194  
D858,868 S \* 9/2019 Bowen ..... D27/162

(Continued)

*Primary Examiner* — Marissa J Cash

(74) *Attorney, Agent, or Firm* — Ladas & Parry LLP

(57) **CLAIM**

The ornamental design for an electronic cigarette, as shown and described.

**DESCRIPTION**

FIG. 1 is a front elevational view of an electronic cigarette shown as a portion removed from the assembly for clarity of disclosure;

FIG. 2 is a rear elevational view thereof;

FIG. 3 is a left side elevational view thereof;

FIG. 4 is a right side elevational view thereof;

FIG. 5 is a top plan view thereof;

FIG. 6 is a bottom plan view thereof;

FIG. 7 is a front, right, and bottom perspective view thereof; and

FIG. 8 is a rear, left, and top perspective view thereof.

FIG. 9 is a front elevational view of the electronic cigarette shown in an assemble configuration of use;

FIG. 10 is a rear elevational view thereof;

FIG. 11 is a left side elevational view thereof;

FIG. 12 is a right side elevational view thereof;

FIG. 13 is a top plan view thereof;

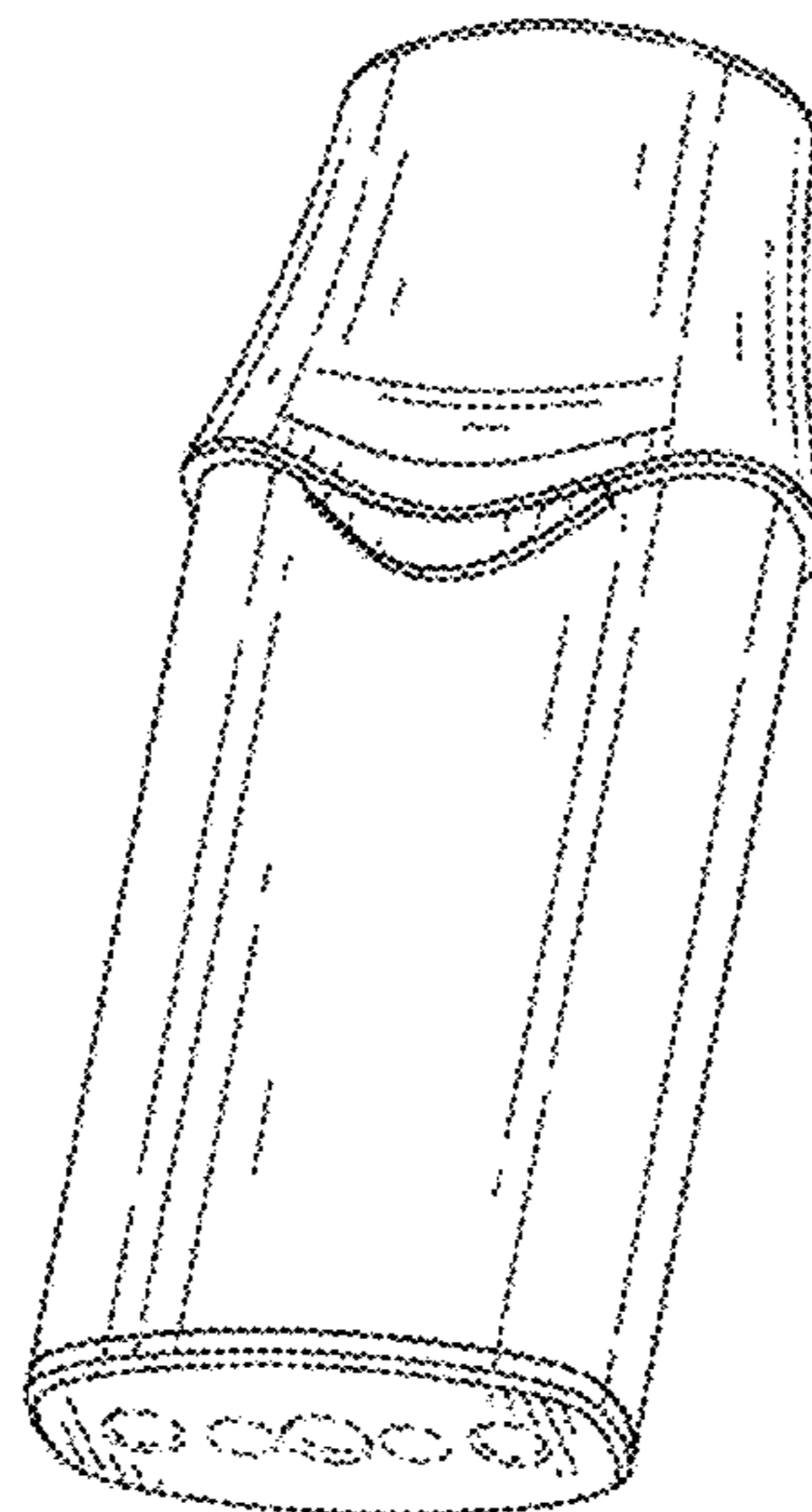
FIG. 14 is a bottom plan view thereof;

FIG. 15 is a front, right, and bottom perspective view thereof; and,

FIG. 16 is a rear, left, and top perspective view thereof.

The broken lines in the figures are included for the purpose of illustrating portions of the electronic cigarette which form no part of the claimed design.

**1 Claim, 15 Drawing Sheets**



(56)

**References Cited**

## U.S. PATENT DOCUMENTS

D858,870	S	*	9/2019	Bowen	.....	D27/162
D864,476	S	*	10/2019	Qiu	.....	D27/162
D865,279	S	*	10/2019	Pino	.....	D27/172
D870,373	S	*	12/2019	Greenbaum	.....	D27/169
D870,374	S	*	12/2019	Greenbaum	.....	D27/169
D871,669	S	*	12/2019	Lee	.....	D27/194
D872,357	S	*	1/2020	Hoch	.....	D27/194
D872,934	S	*	1/2020	Powell	.....	D27/163
D875,302	S	*	2/2020	Pan	.....	D27/162
D875,303	S	*	2/2020	Pan	.....	D27/162
D875,305	S	*	2/2020	Lai	.....	D27/167
D875,306	S	*	2/2020	Pan	.....	D27/167
D876,004	S	*	2/2020	Wang	.....	D27/101
D876,006	S	*	2/2020	Qiu	.....	D27/162
D880,053	S	*	3/2020	Han	.....	D27/162
D880,765	S	*	4/2020	Tasselli	.....	D27/163
D881,460	S	*	4/2020	Han	.....	D27/162
D883,569	S	*	5/2020	Powell	.....	D27/170
D889,736	S	*	7/2020	Han	.....	D27/162
2018/0177234	A1	*	6/2018	Lee	.....	A24F 9/16
2018/0279682	A1	*	10/2018	Guo	.....	A24F 47/008
2019/0037926	A1	*	2/2019	Qiu	.....	A24F 47/008
2019/0053542	A1	*	2/2019	Chen	.....	A61M 11/042
2019/0373953	A1	*	12/2019	Atkins	.....	A61M 15/06

\* cited by examiner

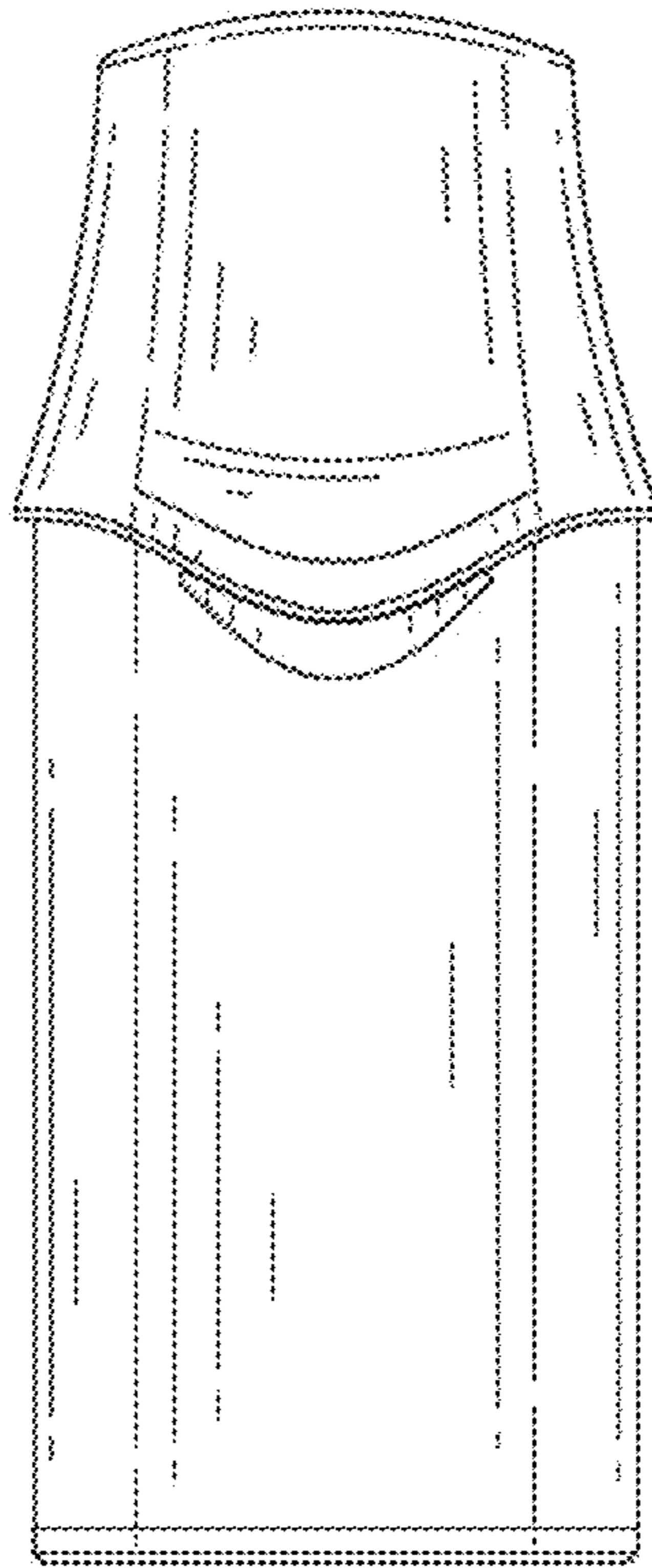


FIG. 1

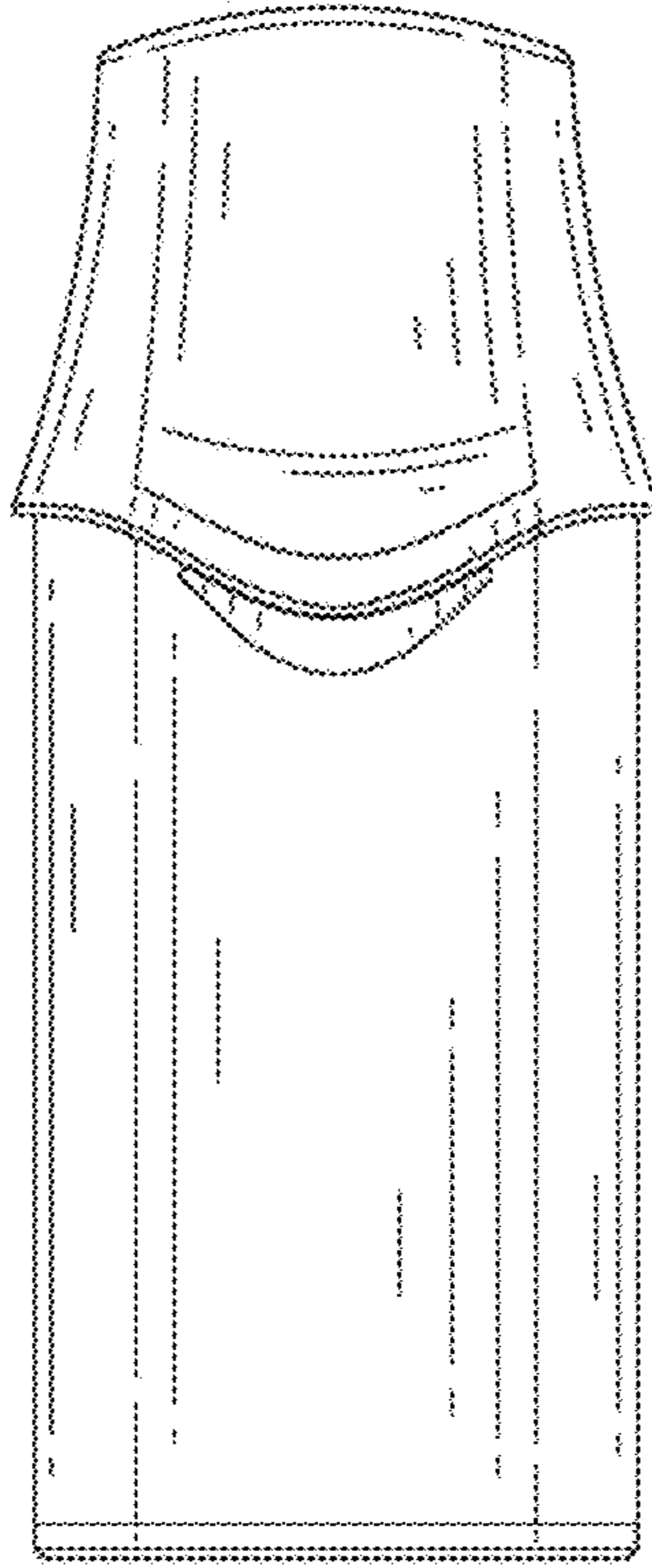


FIG. 2




FIG. 3

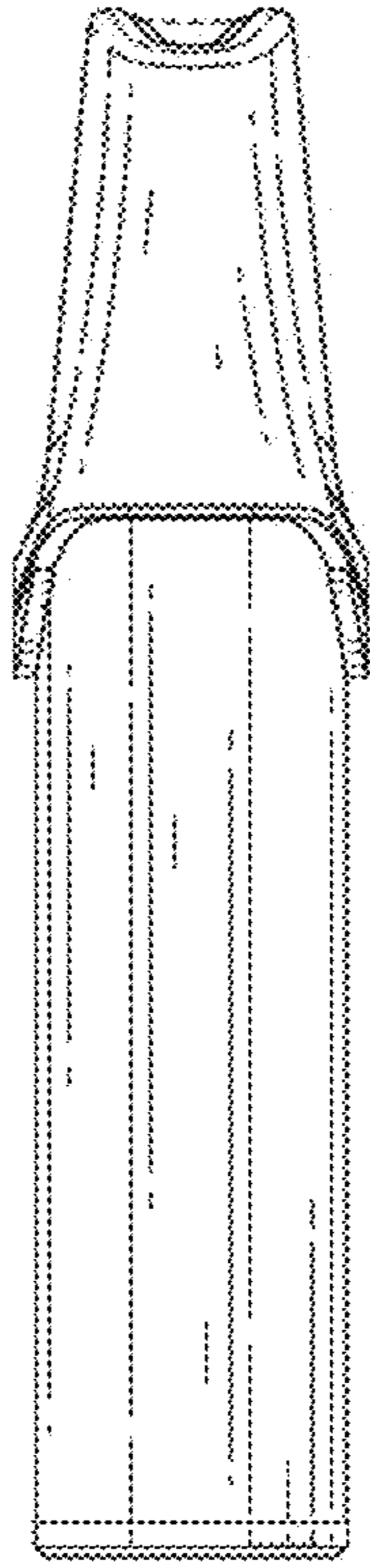


FIG. 4

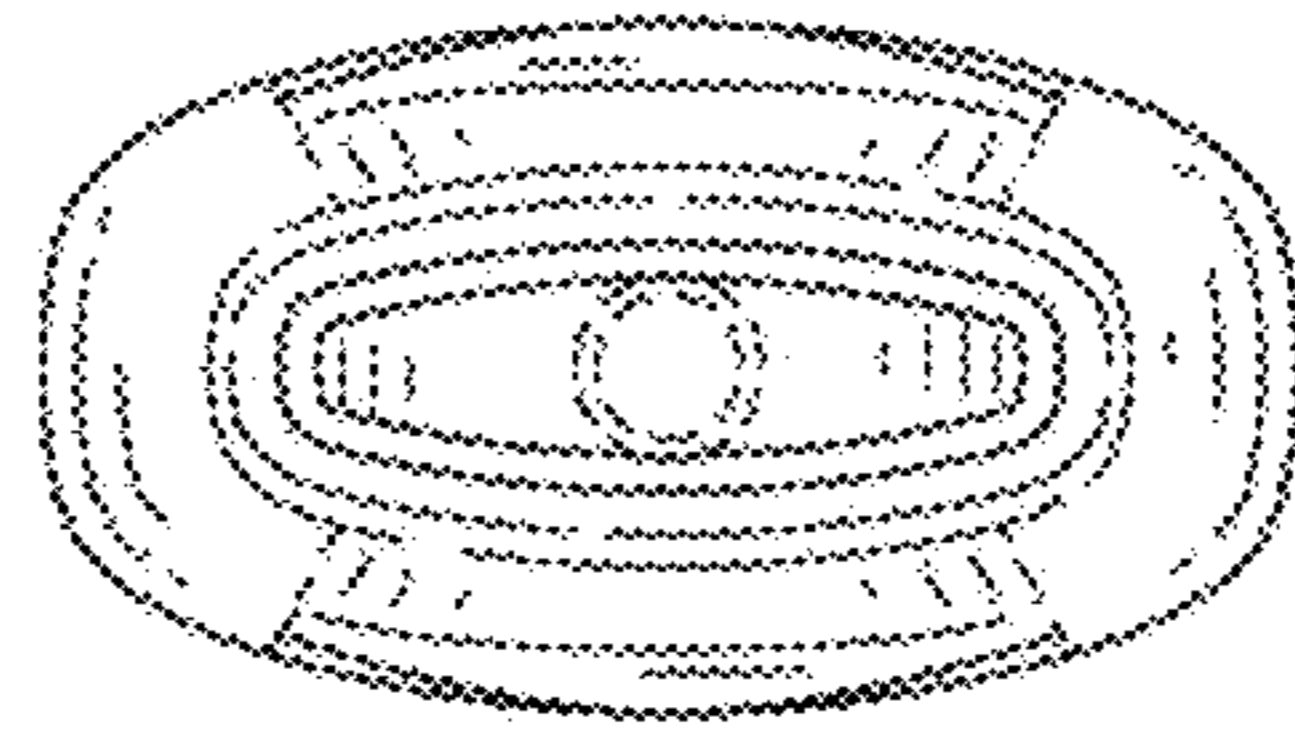


FIG. 5






FIG. 6






FIG. 7

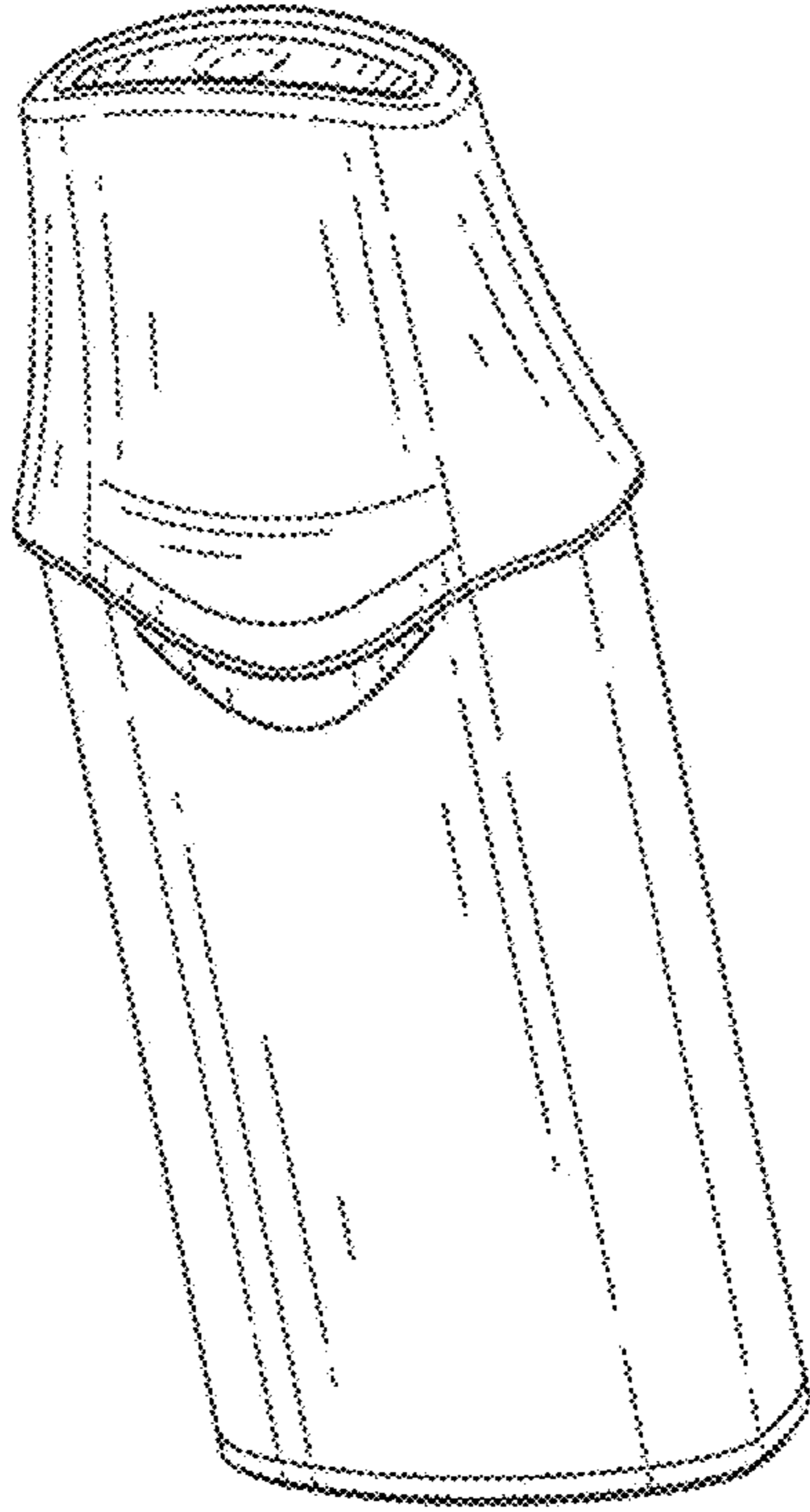


FIG. 8




FIG. 9




FIG. 10




FIG. 11




FIG. 12

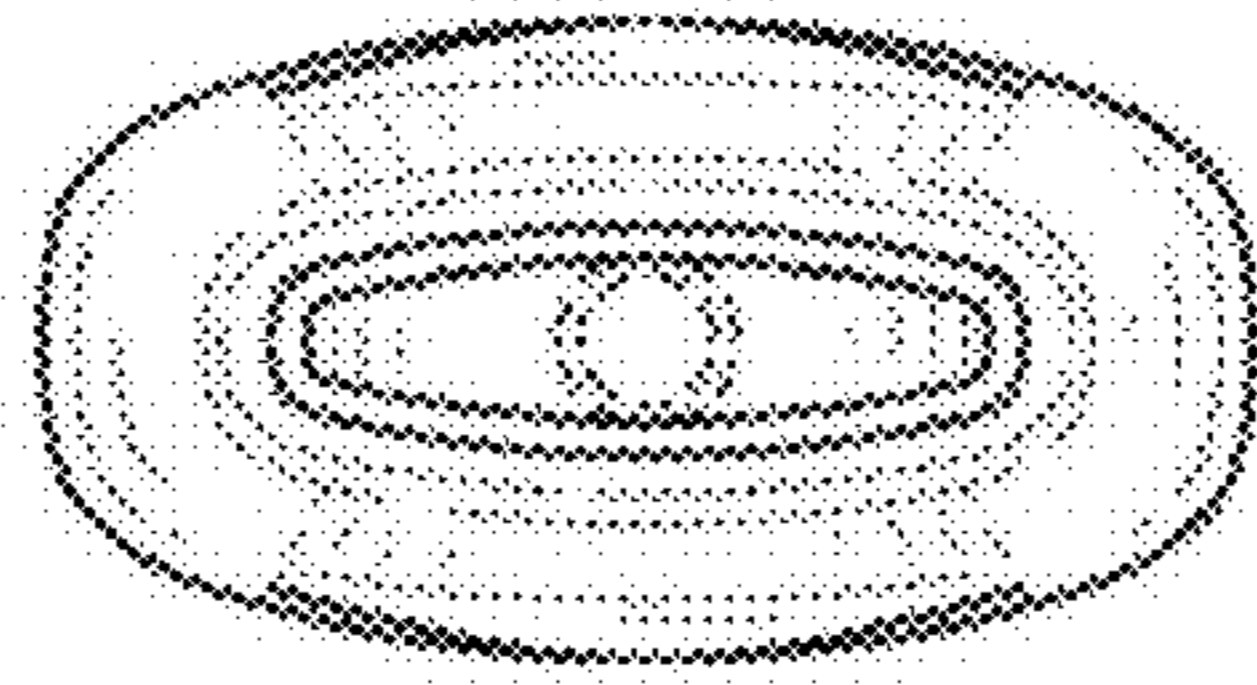


FIG. 13

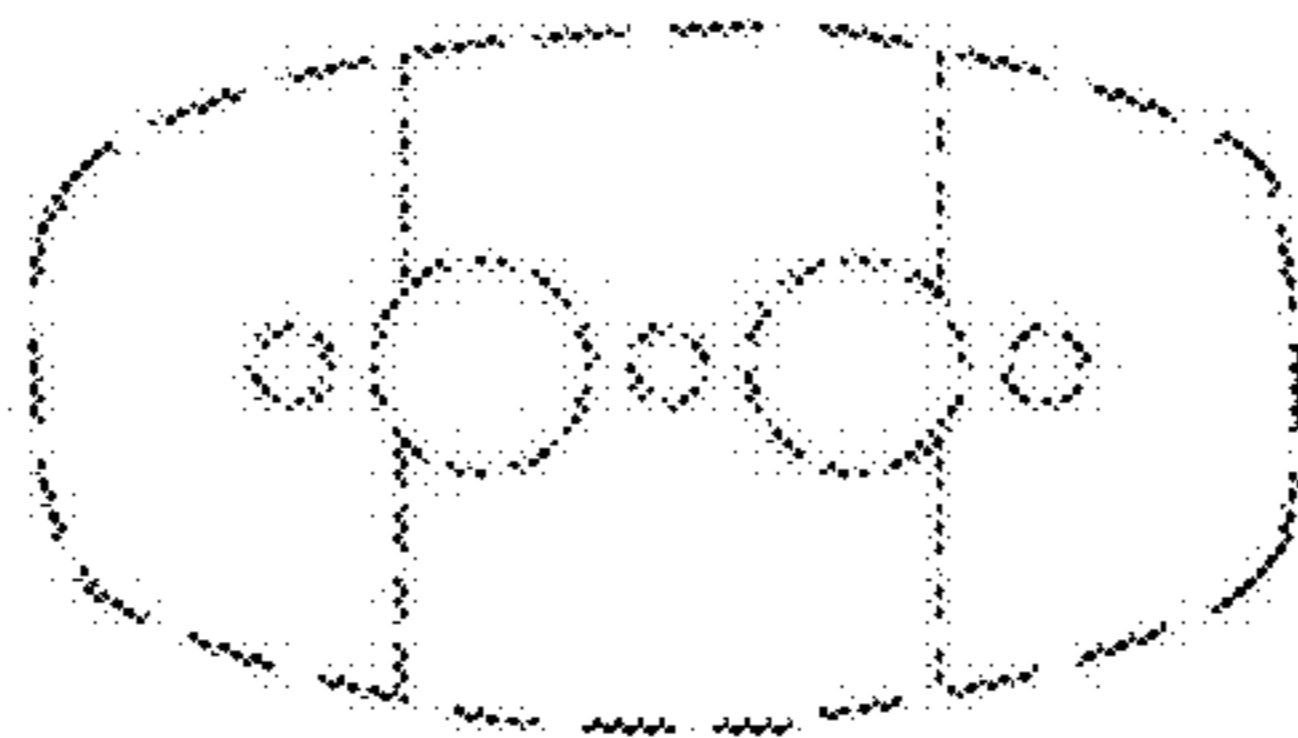


FIG. 14



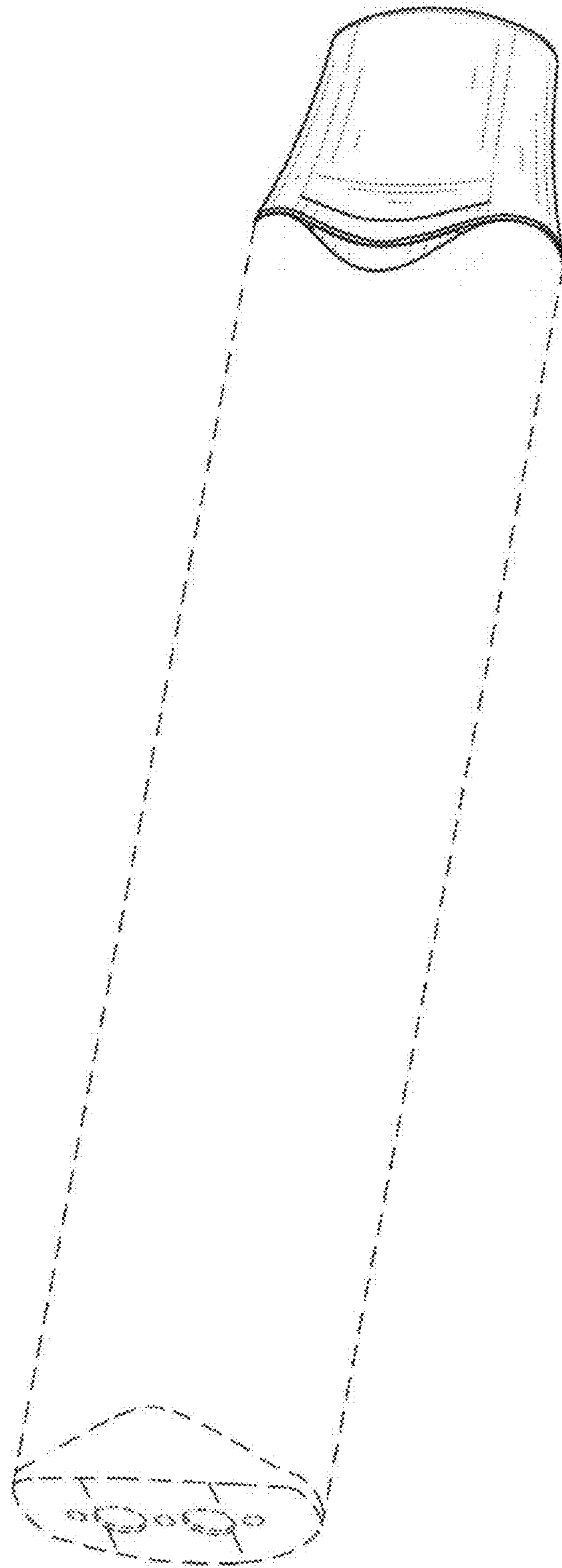


FIG. 15

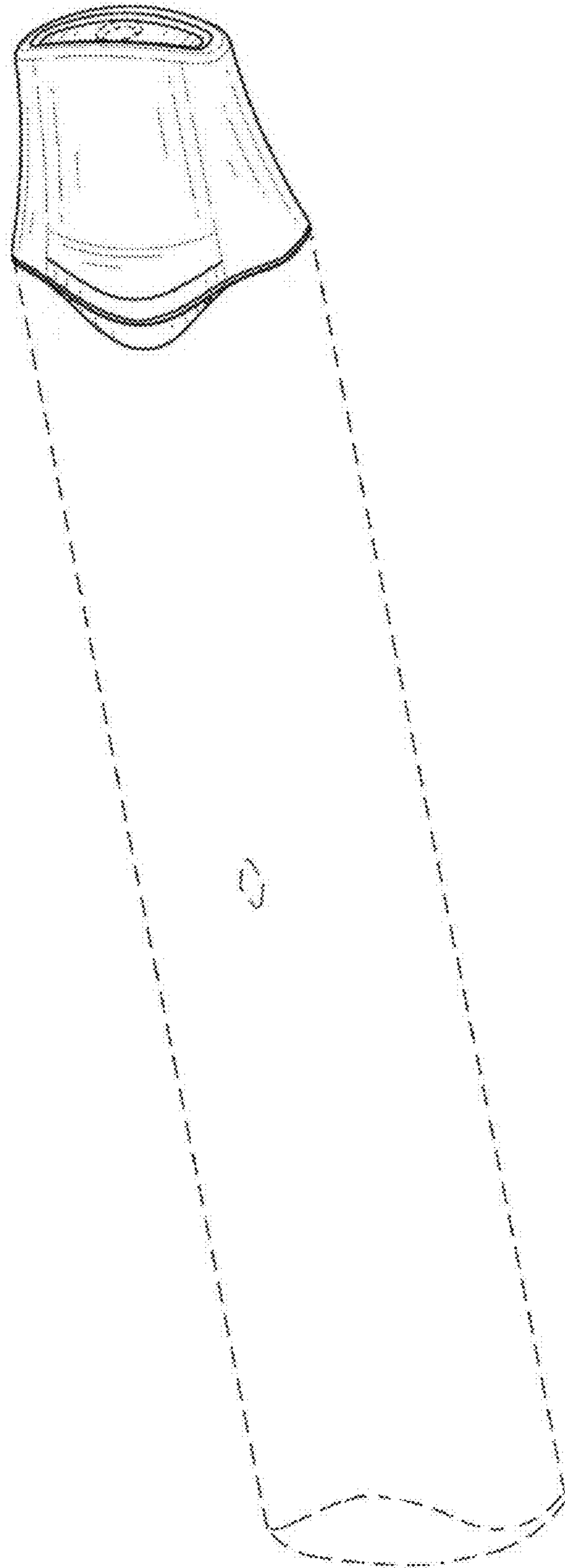


FIG. 16