



US00D907283S

(12) **United States Design Patent** (10) **Patent No.:** **US D907,283 S**
Park et al. (45) **Date of Patent:** **** Jan. 5, 2021**

(54) **LIGHTING FIXTURE**

(71) Applicant: **SIGNIFY HOLDING B.V.**, Eindhoven (NL)

(72) Inventors: **John Sungmin Park**, Medford, MA (US); **Jonathan Stuart Levy**, Watertown, MA (US)

(73) Assignee: **SIGNIFY HOLDING B.V.**, Eindhoven (NL)

(**) Term: **15 Years**

(21) Appl. No.: **29/686,327**

(22) Filed: **Apr. 3, 2019**

(30) **Foreign Application Priority Data**

Oct. 12, 2018 (EM) 005795960-0001

(51) **LOC (13) Cl.** **26-05**

(52) **U.S. Cl.**
USPC **D26/120**

(58) **Field of Classification Search**
USPC D26/24, 28, 71, 83, 88, 89, 118, 120, D26/139; D12/190, 195, 196
CPC F21V 15/00; F21V 15/01; F21V 15/012; F21V 17/00; F21S 8/003; F21Y 2015/00; F21Y 2015/10; G02B 6/0095
See application file for complete search history.

(56) **References Cited**

U.S. PATENT DOCUMENTS

D709,636 S *	7/2014	Murata	D26/72
D723,204 S *	2/2015	McGowan	D26/28
D733,347 S *	6/2015	Dungan	D26/76
9,534,765 B2 *	1/2017	Pickard	F21V 7/0016
9,746,146 B2 *	8/2017	Kaplan	F21V 21/30
D850,706 S *	6/2019	Pearson	F21V 21/025 D26/120

* cited by examiner

Primary Examiner — Wan Laymon

Assistant Examiner — Clint A Samuel

(74) *Attorney, Agent, or Firm* — Daniel J. Piotrowski

(57) **CLAIM**

The ornamental design for a lighting fixture, as shown and described.

DESCRIPTION

FIG. 1 is a perspective view of a lighting fixture showing our design;

FIG. 2 is a front elevational view thereof;

FIG. 3 is a rear elevational view thereof;


FIG. 4 is a right side elevational view thereof;

FIG. 5 is a left side elevational view thereof;

FIG. 6 is a top plan view thereof; and,

FIG. 7 is a bottom plan view thereof.

1 Claim, 2 Drawing Sheets



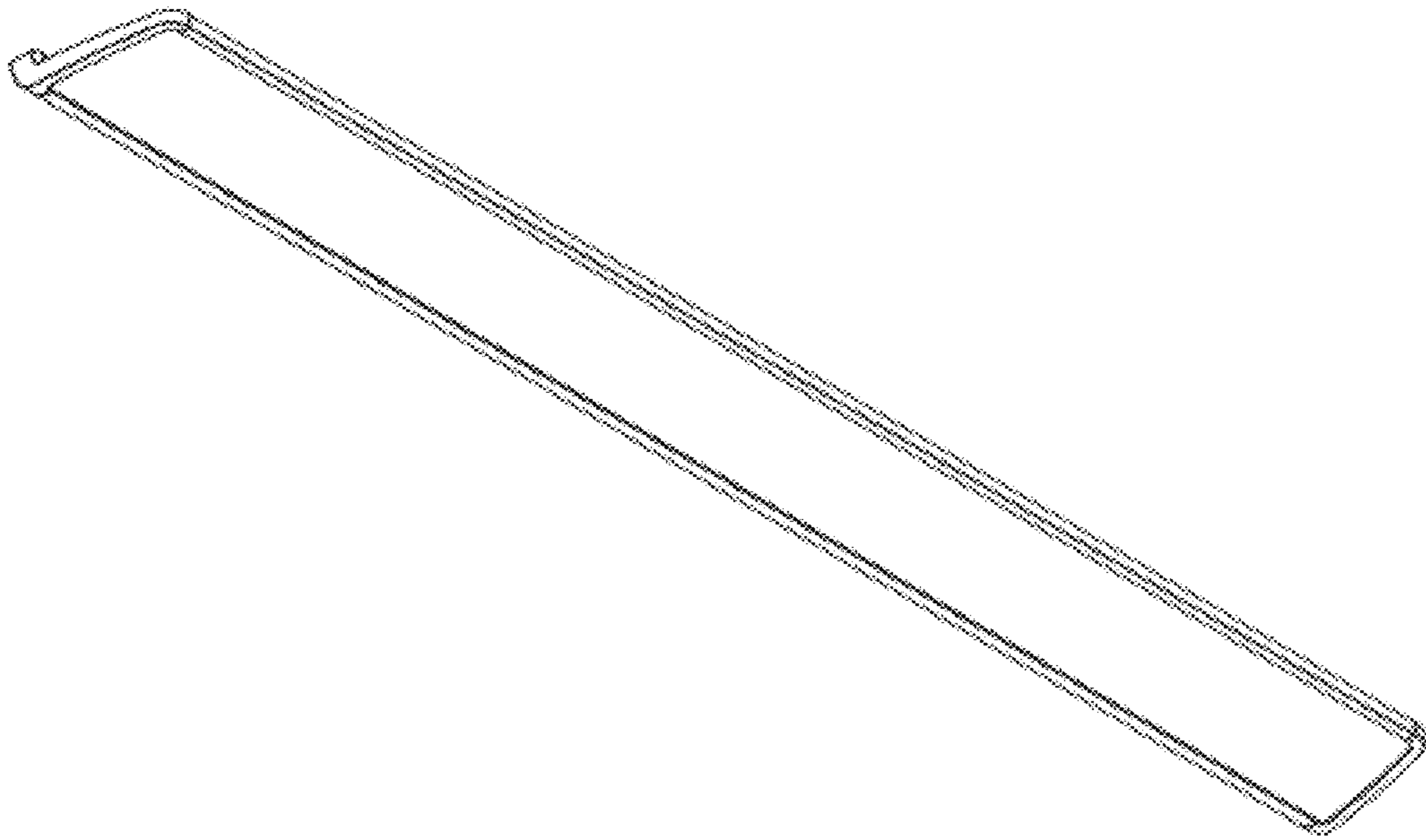


Fig. 1



Fig. 2



Fig. 3




Fig. 4




Fig. 5



Fig. 6




Fig. 7