



US00D907249S

(12) **United States Design Patent**
Ponzelli et al.

(10) **Patent No.:** **US D907,249 S**

(45) **Date of Patent:** **** Jan. 5, 2021**

(54) **DOOR FRAME**
(71) Applicants: **Lorenzo Ponzelli**, Jesi (IT); **Francesco Valentini**, Fermo (IT)
(72) Inventors: **Lorenzo Ponzelli**, Jesi (IT); **Francesco Valentini**, Fermo (IT)

(**) Term: **15 Years**
(21) Appl. No.: **29/665,824**

(22) Filed: **Oct. 8, 2018**

(30) **Foreign Application Priority Data**

Apr. 6, 2018 (IT) 402018000002114

(51) **LOC (13) Cl.** **25-02**

(52) **U.S. Cl.**
USPC **D25/60**

(58) **Field of Classification Search**
USPC ... D25/60, 61, 119-126, 136, 137, 164, 199
CPC ... E06B 1/02; E06B 1/04; E06B 1/045; E06B 1/12; E06B 1/14; E06B 1/20; E06B 1/26; E06B 1/28; E06B 1/30; E06B 1/34; E06B 1/52; E06B 1/524; E06B 1/64; E06B 3/9765; E06B 9/24; E06B 9/52; E06B 9/54; E06B 9/58; E06B 9/78
See application file for complete search history.

(56) **References Cited**

U.S. PATENT DOCUMENTS

2,080,555 A * 5/1937 Beil E06B 1/08
52/211
3,345,780 A * 10/1967 McGhee E06B 1/30
49/504
3,654,734 A * 4/1972 Lehman E06B 1/20
49/505
3,800,488 A * 4/1974 Swanson E06B 1/30
52/212
3,812,621 A * 5/1974 Ragland E06B 1/20
49/505

4,005,558 A * 2/1977 Barrison E06B 1/12
52/213
D251,804 S * 5/1979 Balkany D25/119
4,330,972 A * 5/1982 Sailor E06B 1/32
49/504

(Continued)

FOREIGN PATENT DOCUMENTS

BR 302018054685 * 1/2019
CN 300841825 * 10/2008

(Continued)

OTHER PUBLICATIONS

Design Best door frame <https://magazine.designbest.com/en/design-culture/objects/eclisse-40-collection-frame-the-perspective-of-beauty/> Posted Jun. 4, 2019 (Year: 2019).*

(Continued)

Primary Examiner — Leanne Was-Englehart
(74) *Attorney, Agent, or Firm* — Egbert, McDaniel & Swartz, PLLC


(57) **CLAIM**

The ornamental design for a door frame, as shown and described.

DESCRIPTION

FIG. 1 is a first perspective view of a door frame showing our new design.
FIG. 2 is a second perspective view thereof;
FIG. 3 is a front view thereof;
FIG. 4 is a top view thereof;
FIG. 5 is a bottom view thereof;
FIG. 6 is a side view thereof;
FIG. 7 is an opposite side view thereof; and,
FIG. 8 is a rear view thereof.
The broken lines depict portions of the door frame that form no part of the claimed design.

1 Claim, 5 Drawing Sheets



(56)

References Cited

U.S. PATENT DOCUMENTS

5,575,123 A * 11/1996 Adams E06B 1/18
52/212
5,619,823 A * 4/1997 Ruff E06B 1/52
403/270
5,934,030 A * 8/1999 McDonald E06B 1/30
49/505
5,974,745 A * 11/1999 Barr E06B 1/10
49/504
D578,657 S * 10/2008 Dove D25/60
D581,546 S * 11/2008 Dove D25/60
D643,938 S * 8/2011 Baccarini D25/60
D820,997 S * 6/2018 Howard D25/48.2
D821,608 S * 6/2018 Ray, II D25/48.3
D861,919 S * 10/2019 Mannhardt D25/121
D866,001 S * 11/2019 Howard D25/48.2

FOREIGN PATENT DOCUMENTS

CN 301627380 * 7/2011
CN 303128673 * 3/2015
EM 000705520-0001 * 6/2007

OTHER PUBLICATIONS

ECLISSE_Brochure ECLISSE_40 Collection EN_19 http://www.kalcer.si/pzdv_eclisse/ECLISSE_Brochure%20ECLISSE%2040%20Collection_EN_19.pdf Aug. 26, 2019 (Year: 2019).*

* cited by examiner




FIG. 1




FIG. 2




FIG. 3

FIG. 4



FIG. 5

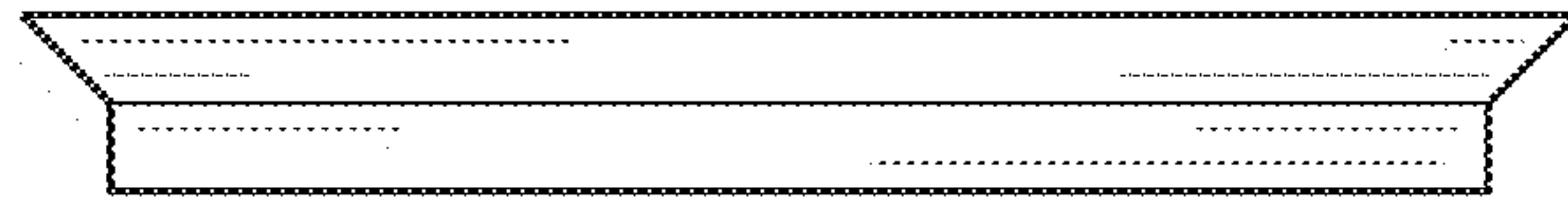


FIG. 6


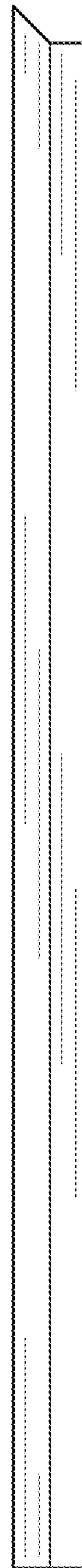


FIG. 7






FIG. 8