



US00D907241S

(12) **United States Design Patent** (10) **Patent No.:** **US D907,241 S**
Thao et al. (45) **Date of Patent:** **** Jan. 5, 2021**

- (54) **CONTAINER FOR A DENTAL COMPOSITE SHADE GUIDE KIT**
- (71) Applicant: **3M Innovative Properties Company**, St. Paul, MN (US)
- (72) Inventors: **Fusu Thao**, Cottage Grove, MN (US); **Philip N. Stankard**, Minneapolis, MN (US); **Michael J. Vostal**, Minneapolis, MN (US); **Lois F. Duerst**, Hudson, WI (US); **Dylan R. Johnson**, St. Paul, MN (US)
- (73) Assignee: **3M Innovative Properties Company**, St. Paul, MN (US)
- (**) Term: **15 Years**
- (21) Appl. No.: **29/683,367**
- (22) Filed: **Mar. 12, 2019**
- (51) **LOC (13) Cl.** **24-02**
- (52) **U.S. Cl.**
USPC **D24/224**
- (58) **Field of Classification Search**
USPC D24/121–123, 152, 176–177, 180, 181, D24/205, 207, 224, 227, 256; D14/138 R, 138 AB
CPC G01N 3/40
See application file for complete search history.

- (56) **References Cited**
U.S. PATENT DOCUMENTS
D274,259 S * 6/1984 Hamilton D24/221
D275,517 S * 9/1984 Hamilton D24/224
D288,606 S * 3/1987 Blatherwick D24/226
4,657,399 A 4/1987 Hall

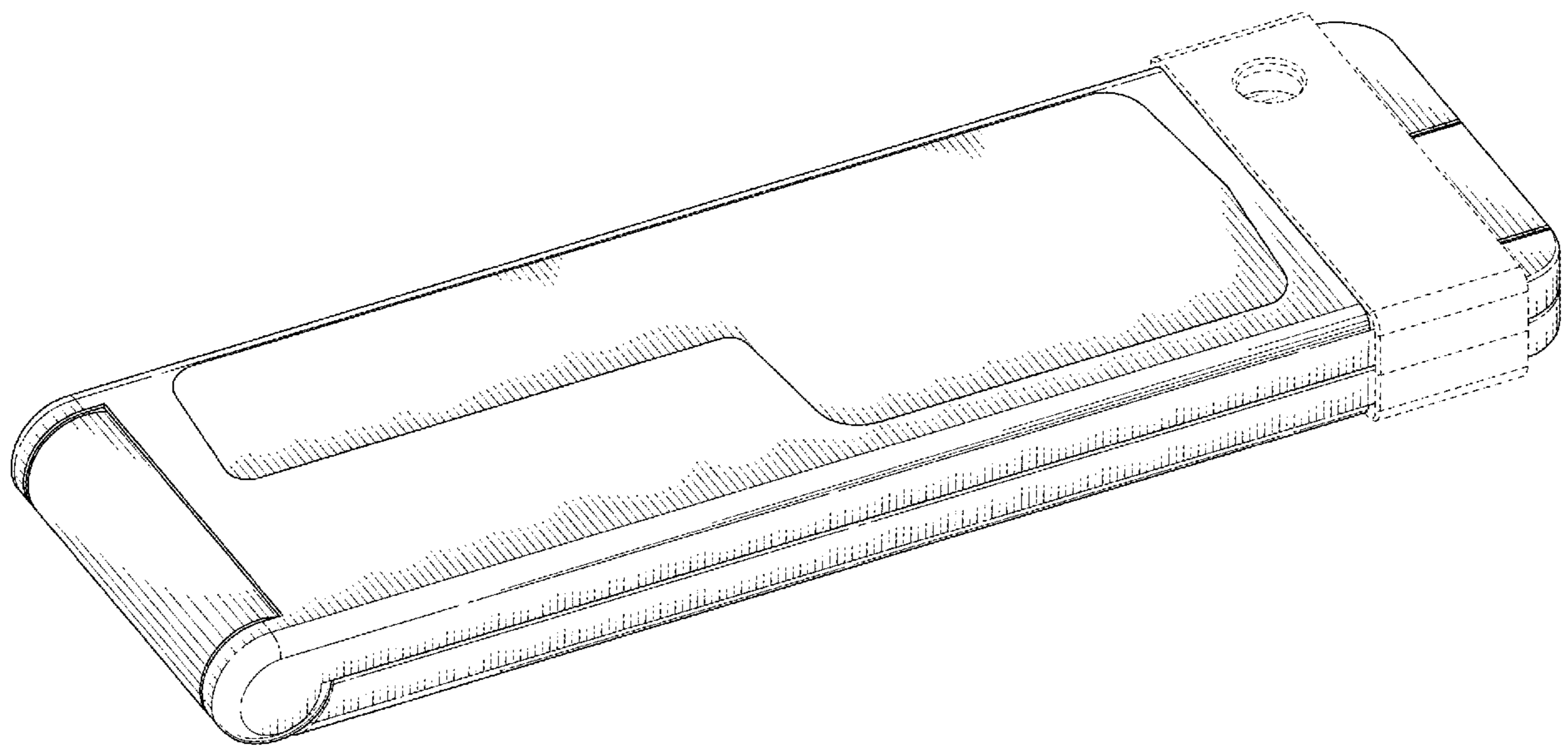
- D299,061 S * 12/1988 Holewinski D24/221
- 5,114,340 A 5/1992 Hahn
- 5,558,834 A 12/1996 Resk
- 6,315,554 B1 11/2001 Coste
- D647,871 S * 11/2011 Han D14/138 AB
- 8,708,684 B2 4/2014 Oguri
- D706,933 S * 6/2014 Feurst D24/169
- D736,701 S * 8/2015 Shigeno D13/108
- D818,981 S * 5/2018 Song D14/138 AB
- D855,825 S * 8/2019 Parsons D24/223
- D875,704 S * 2/2020 Lee D14/138 AB
- 2005/0164144 A1 7/2005 Streib
- 2009/0233253 A1 9/2009 Mrazek

* cited by examiner
Primary Examiner — Susan Bennett Hattan
Assistant Examiner — Omeed Agilee

(57) **CLAIM**
The ornamental design for a container for a dental composite shade guide kit, as shown and described.

DESCRIPTION
FIG. 1 is a perspective view of a container for a dental composite shade guide kit in an open configuration;
FIG. 2 is a front view thereof;
FIG. 3 is a back view thereof;
FIG. 4 is a top view thereof;
FIG. 5 is a bottom view thereof;
FIG. 6 is a left side view thereof;
FIG. 7 is a right side view thereof; and,
FIG. 8 is another perspective view of the container for a dental composite shade guide kit in a closed configuration shown an unclaimed element attached.
The broken lines in the drawings depict portions of the container for a dental composite shade guide kit that form no part of the claimed design.

1 Claim, 4 Drawing Sheets



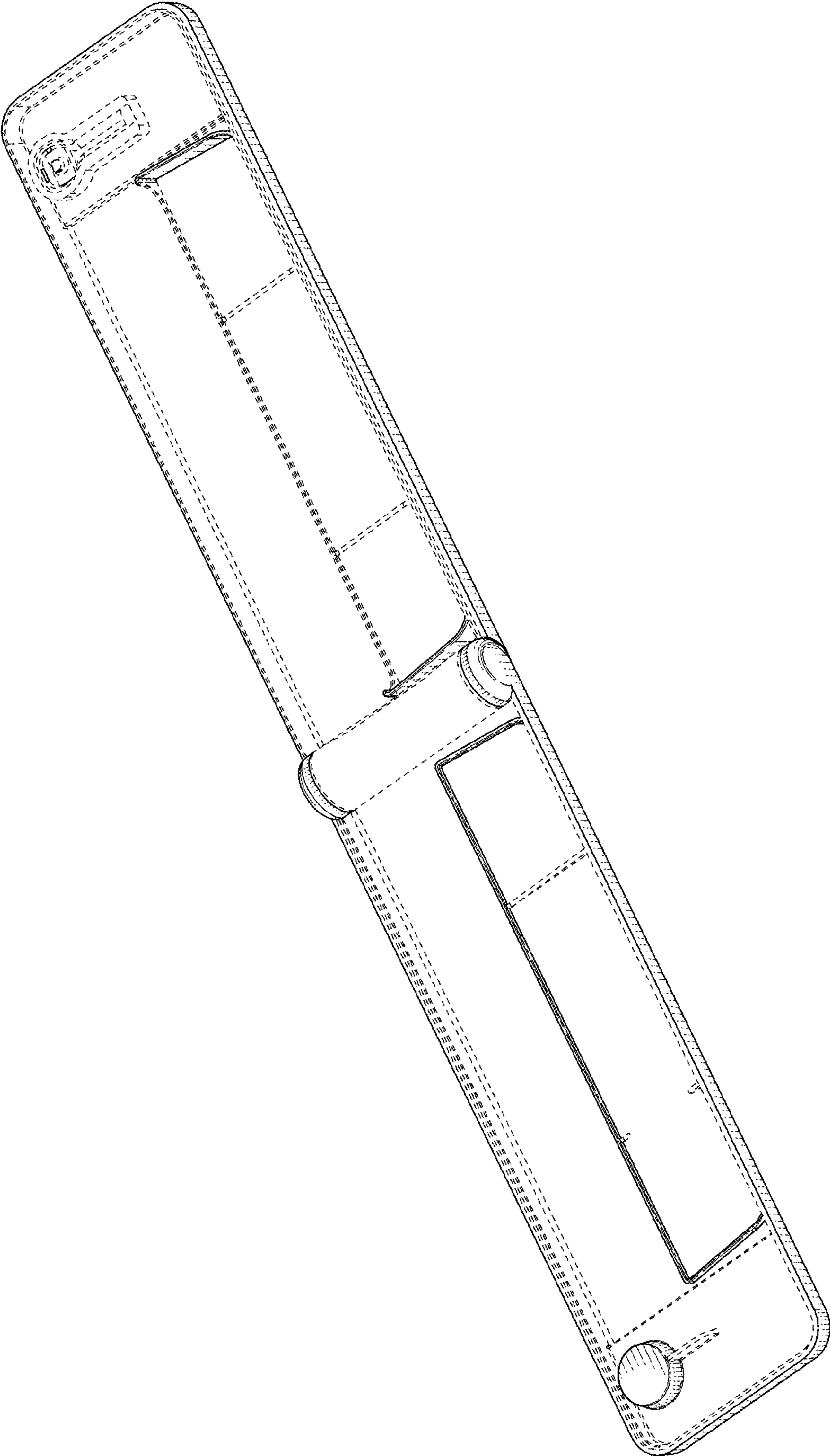


FIG. 1

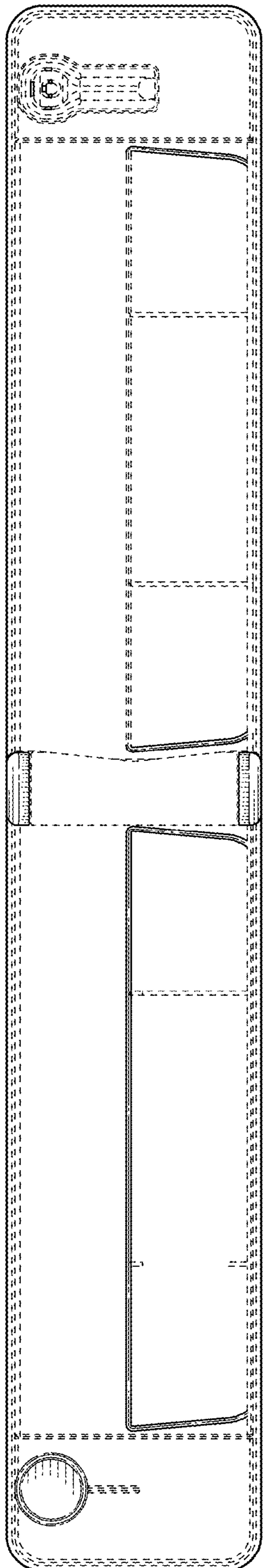


FIG. 2

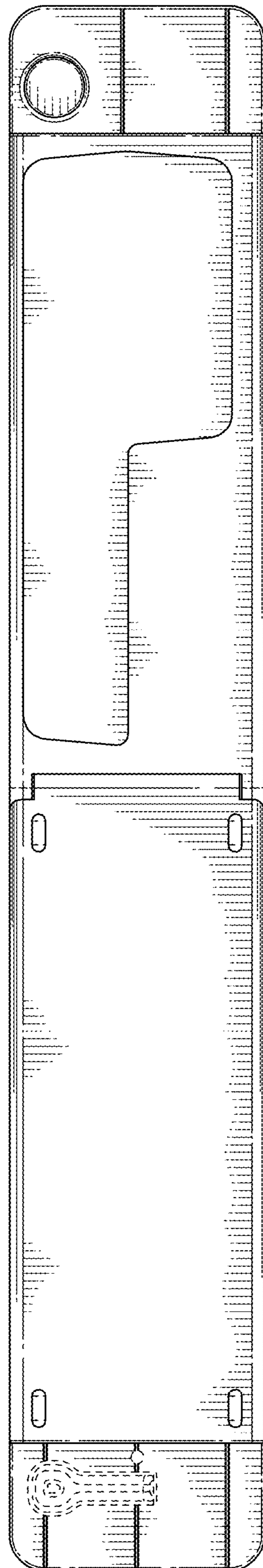


FIG. 3

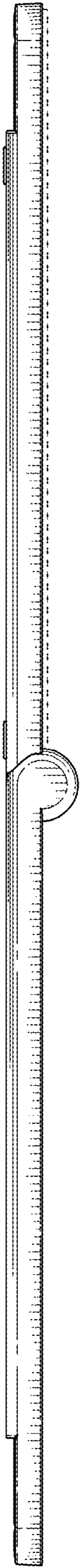


FIG. 4

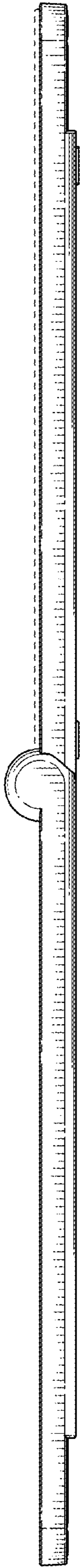


FIG. 5




FIG. 6




FIG. 7

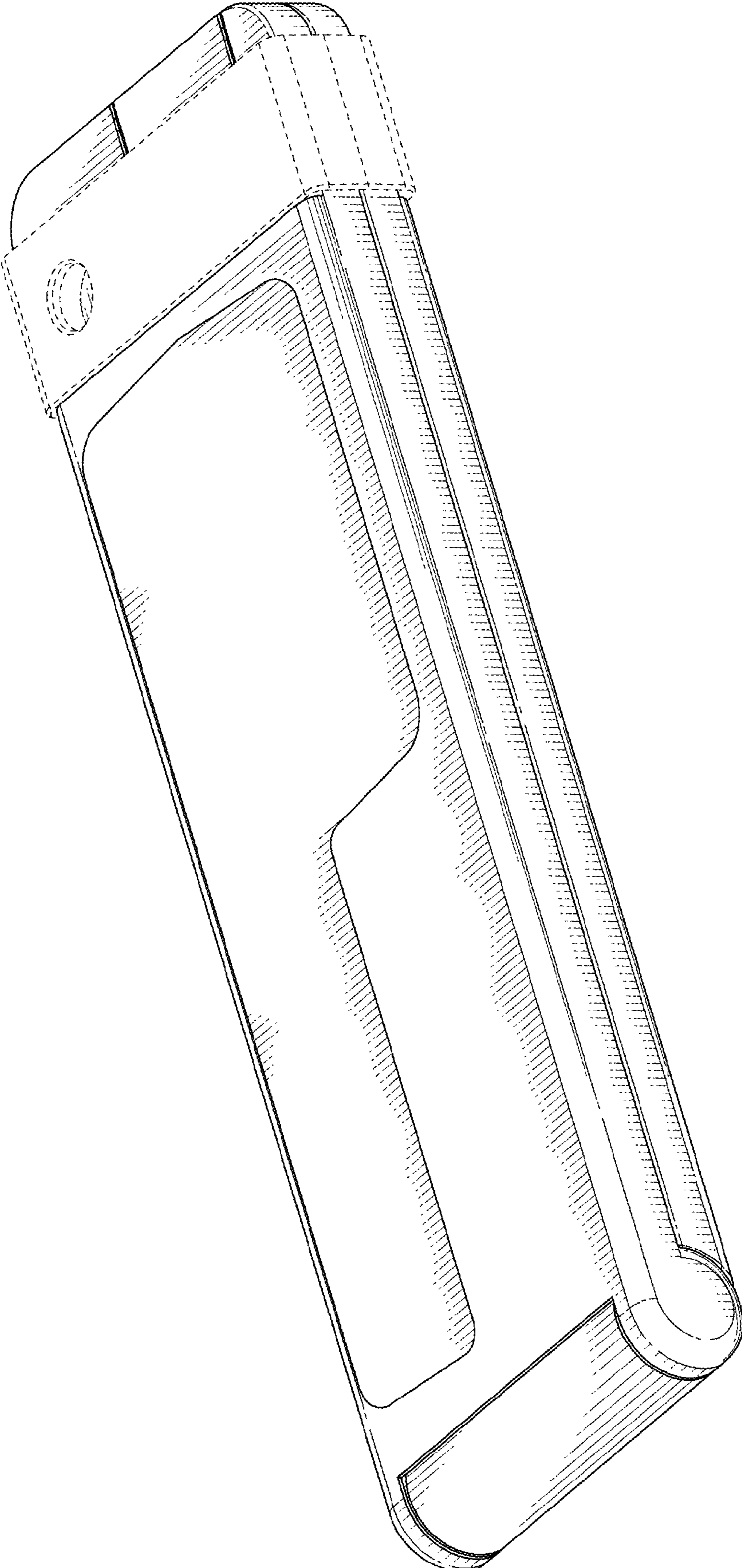


FIG. 8