



US00D907227S

(12) **United States Design Patent**
Chen

(10) **Patent No.:** **US D907,227 S**

(45) **Date of Patent:** **** Jan. 5, 2021**

(54) **LIGHT PAD WITH COVER**

(71) Applicant: **Nature Bright Company**, Irvine, CA (US)

(72) Inventor: **Joshua Chen**, Newport Beach, CA (US)

(73) Assignee: **Nature Bright Company, Inc.**, Irvine, CA (US)

(**) Term: **15 Years**

(21) Appl. No.: **29/706,200**

(22) Filed: **Sep. 18, 2019**

(51) **LOC (13) Cl.** **28-03**

(52) **U.S. Cl.**
USPC **D24/210**

(58) **Field of Classification Search**
USPC D24/107, 186, 200, 209, 210, 231;
D26/37-39; D14/440
CPC A61N 5/062; A61N 5/0614; A61N 5/0616;
A61N 5/0617; A61N 5/0618; A61N
5/0624; A61N 5/0627; A61N 5/0625;
A61N 2005/0643; A61N 2005/0644;
A61N 2005/0645; A61N 2005/0647;
A61N 2005/0651; A61N 2005/0652;
A61N 2005/0654; A61N 2005/0662;
A61B 2018/00452; A61B 2018/1807

See application file for complete search history.

(56) **References Cited**

U.S. PATENT DOCUMENTS

D396,120 S *	7/1998	Petruzzi	D26/37
D695,412 S *	12/2013	Chen	D24/209
D760,398 S *	6/2016	Douglas	D24/210
D807,522 S *	1/2018	Berke	D24/210
D875,265 S *	2/2020	Li	D24/210
D879,984 S *	3/2020	Hu	D24/209
D889,677 S *	7/2020	Harmon	D24/210
2017/0080251 A1 *	3/2017	Yehezkel	A61L 2/26

OTHER PUBLICATIONS

Sun Joy. A sleek and versatile 10000 LUX LED light therapy lamp.—naturebright. Unknown posting date.*

* cited by examiner

Primary Examiner — Anhdao Doan

(74) *Attorney, Agent, or Firm* — UltimatEdge IP Law Group, P.C.; Dean G. Stathakis

(57) **CLAIM**

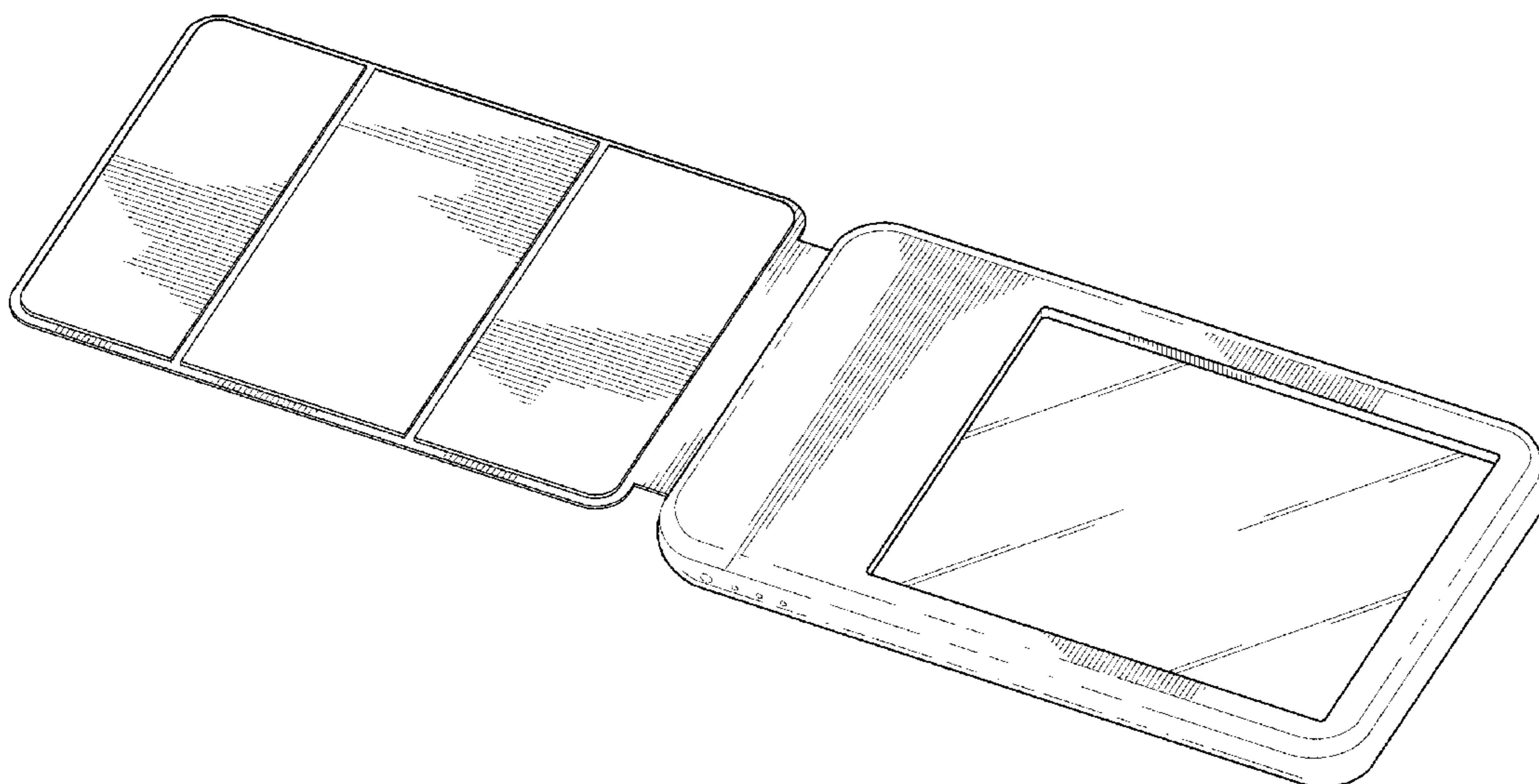
The ornamental design for a light pad with cover, as shown and described.

DESCRIPTION

FIG. 1 is a front perspective view of a light pad with cover in an open position according to the present specification; FIG. 2 is a front elevation view thereof; FIG. 3 is a rear elevation view thereof; FIG. 4 is a right-side elevation view thereof; FIG. 5 is a left-side elevation view thereof; FIG. 6 is a bottom plan view thereof; FIG. 7 is a top plan view thereof; FIG. 8 is a top front perspective view thereof with the cover in a closed position; FIG. 9 is a left side elevation view thereof with the cover positioned as a stand to direct the front of the light pad in an upward position; FIG. 10 is a left side elevation view thereof with the cover in a partially open position; and, FIG. 11 is a left side elevation view thereof with the cover positioned as a stand to direct the front of the light pad in a downward position.

The broken lines depict portions of the light pad with cover that form no part of the claimed design; the broken lines form no part of the claimed design.

1 Claim, 7 Drawing Sheets



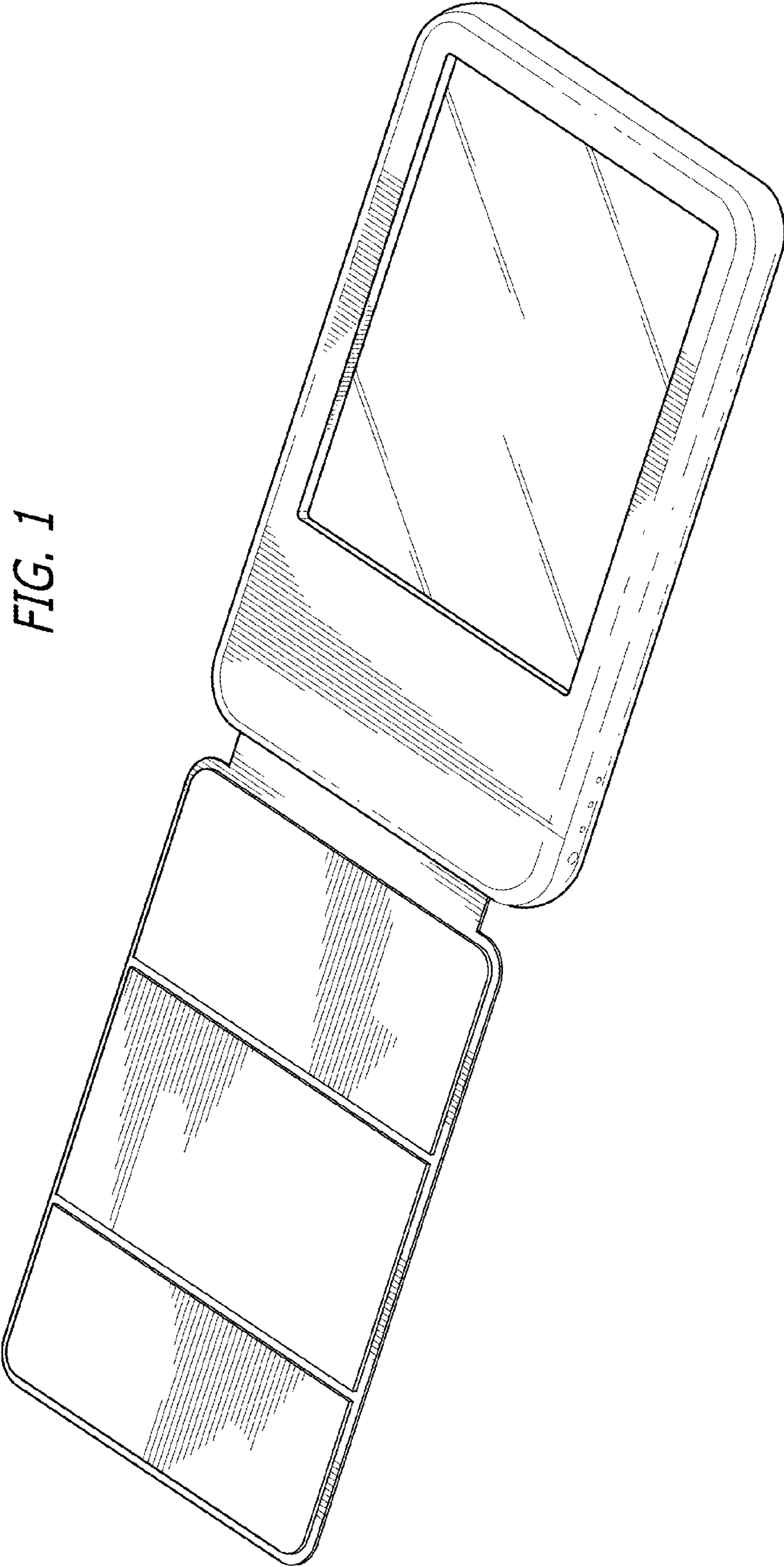


FIG. 1

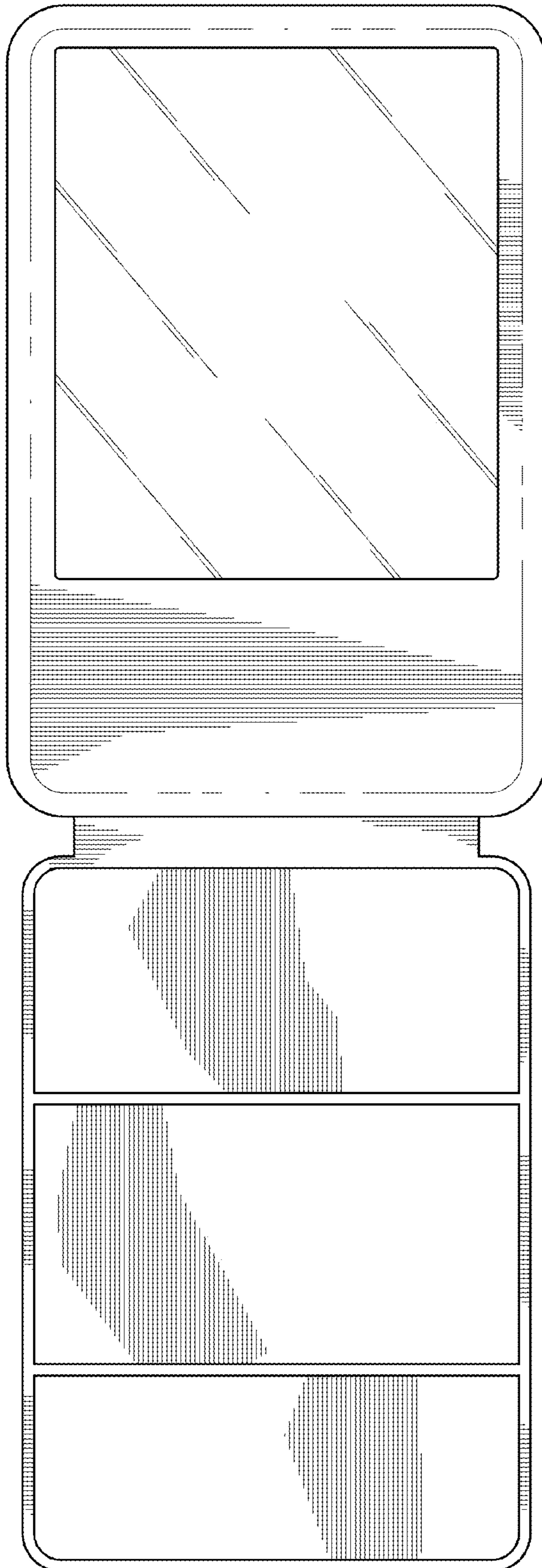


FIG. 2

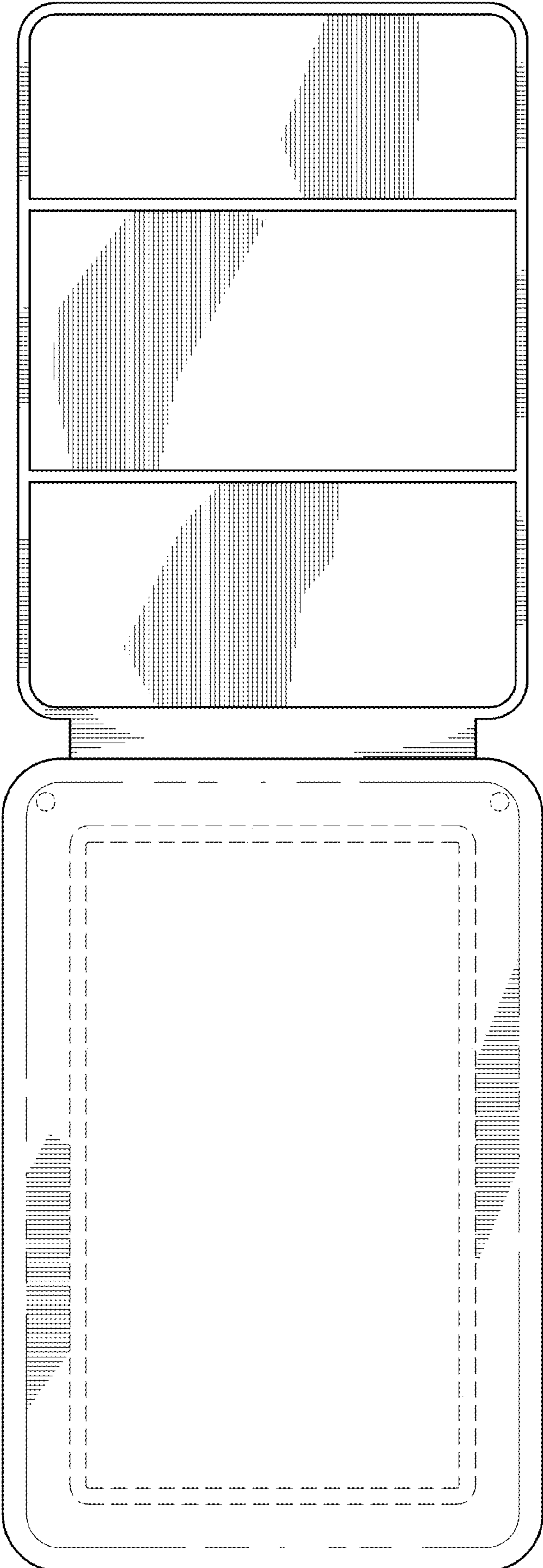


FIG. 3

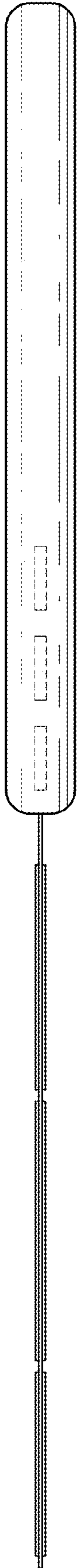


FIG. 4

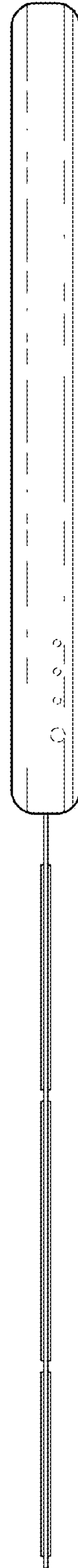


FIG. 5



FIG. 7

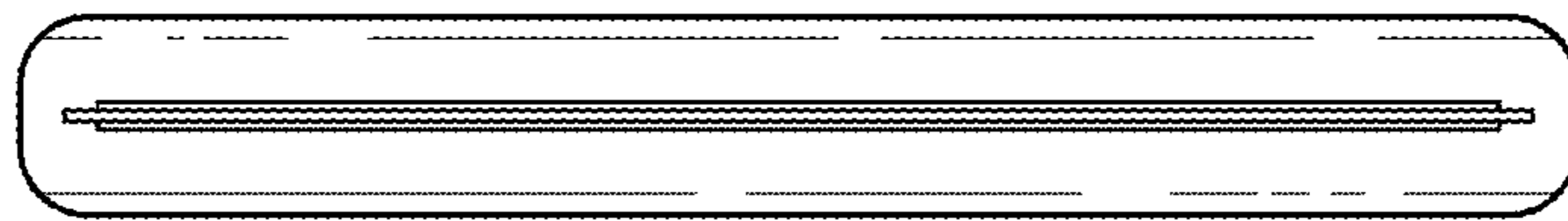


FIG. 6

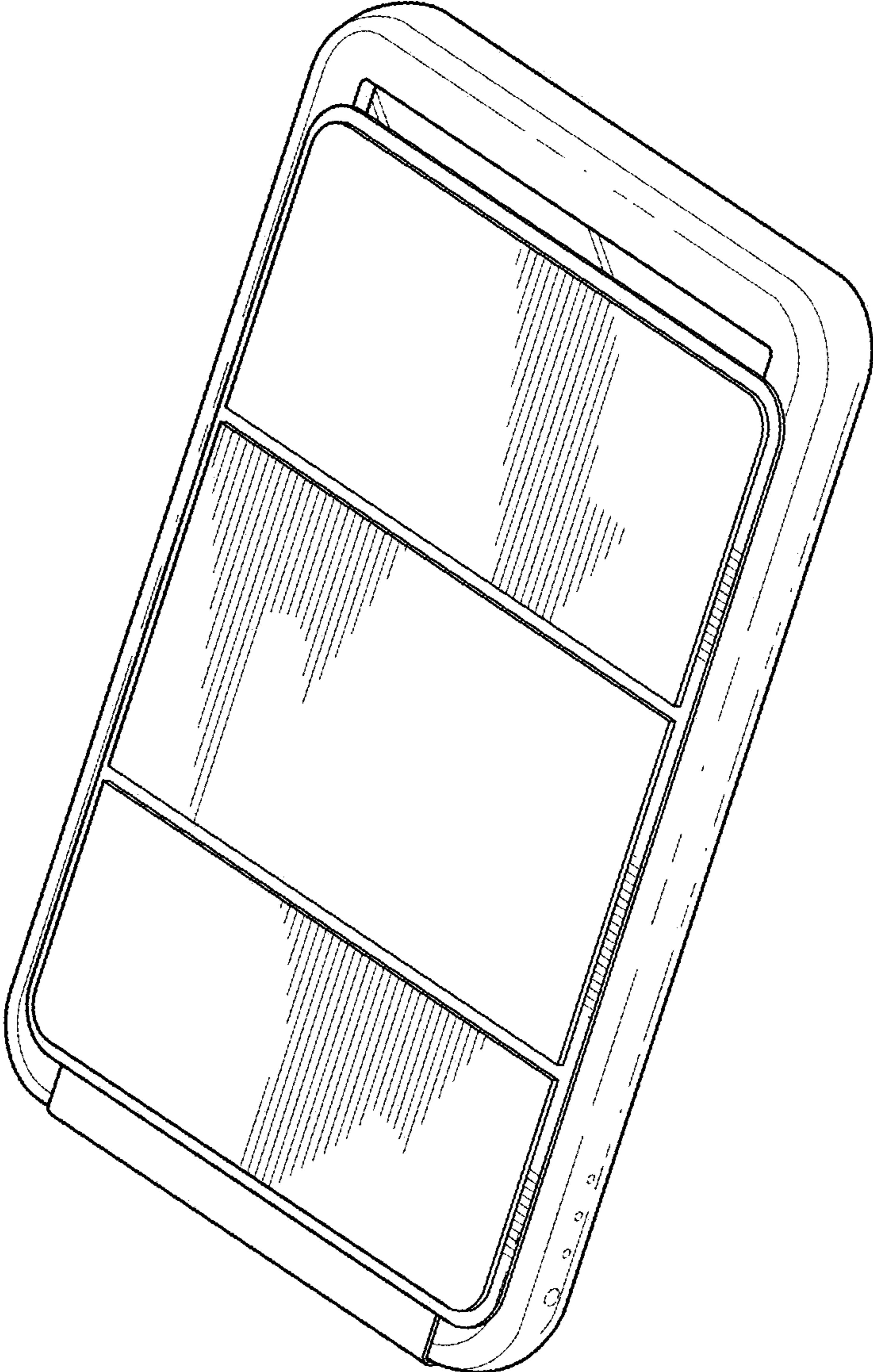


FIG. 8

