



US00D907217S

(12) **United States Design Patent** (10) **Patent No.:** **US D907,217 S**
Quintero (45) **Date of Patent:** **** Jan. 5, 2021**

(54) **RELEASE PAPER FOR WOUND TREATMENT DEVICES**
(71) Applicant: **Ethicon, Inc.**, Somerville, NJ (US)
(72) Inventor: **Julian A. Quintero**, Flemington, NJ (US)

3,402,716 A 9/1968 Baxter
3,520,300 A 7/1970 Flower, Jr.
3,731,683 A 5/1973 Zaffaroni
3,888,247 A 6/1975 Stenvall
(Continued)

(73) Assignee: **Ethicon, Inc.**, Somerville, NJ (US)
(**) Term: **15 Years**

FOREIGN PATENT DOCUMENTS

AU 2005-215776 A 9/2005
CA 2262408 A 8/2000
(Continued)

(21) Appl. No.: **29/683,074**
(22) Filed: **Mar. 11, 2019**

OTHER PUBLICATIONS

Johnson & Johnson. Surgicel® Fibrillartm™ Absorbable Hemostat. No date specified. <https://www.jnjmedicaldevices.com/en-US/product/surgicel-fibrillar-absorbable-hemostat> (Year: 0).*
(Continued)

Related U.S. Application Data

(60) Division of application No. 29/613,662, filed on Aug. 11, 2017, now Pat. No. Des. 848,624, which is a continuation-in-part of application No. 15/280,303, filed on Sep. 29, 2016.

Primary Examiner — Darcey E Gottschalk

(51) **LOC (13) Cl.** **24-04**
(52) **U.S. Cl.**
USPC **D24/189**

(57) **CLAIM**

I claim the ornamental design for a release paper for wound treatment devices, as shown and described.

(58) **Field of Classification Search**
USPC D24/188–192, 199, 200, 206, 212–215; D29/100, 101.1
CPC A61F 13/0243; A61F 13/0233; A61F 13/0236; A61F 13/024; A61F 13/0253
See application file for complete search history.

DESCRIPTION

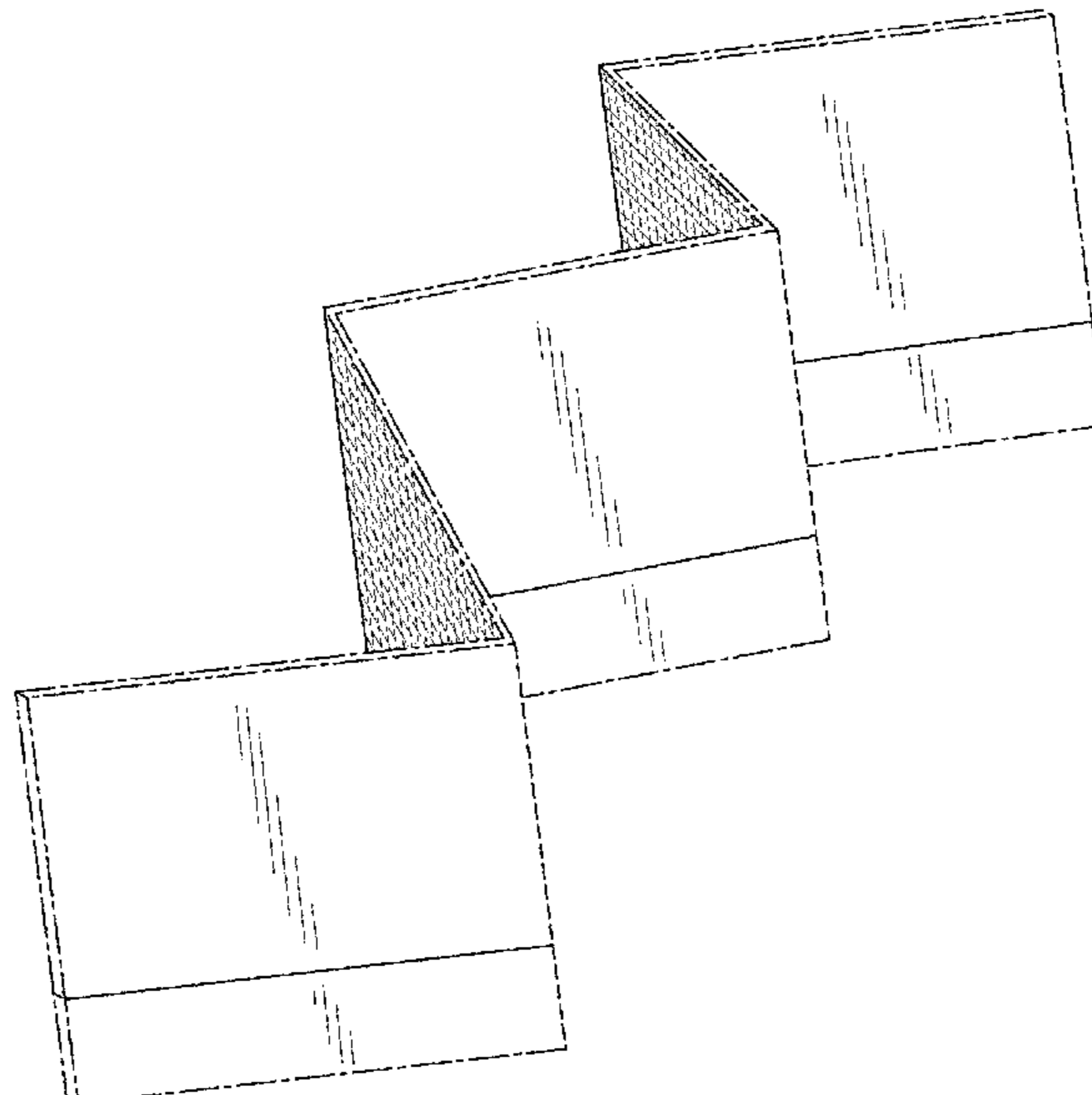
FIG. 1 is a perspective plan view of an ornamental release paper for wound treatment devices in accordance with the present invention showing my new design; FIG. 2 is an alternate perspective plan view thereof; FIG. 3 is an underside plan view of FIG. 1; FIG. 4 is a top plan view of FIG. 1; FIG. 5 is a front elevation of FIG. 1; FIG. 6 is a rear elevation of FIG. 1; FIG. 7 is a left side elevation of FIG. 1; and, FIG. 8 is a right side elevation of FIG. 1. In the drawings, the broken lines show portions of a release paper for wound treatment devices that form no part of the claim.

(56) **References Cited**

U.S. PATENT DOCUMENTS

167,162 A 8/1875 French
2,508,855 A 5/1950 Brown
2,721,858 A 10/1955 Joyner et al.
2,722,220 A 11/1955 Mestrand
2,807,262 A 9/1957 Lew
2,905,174 A 5/1959 Smith
3,254,111 A 5/1966 Hawkins et al.

1 Claim, 4 Drawing Sheets



(56)

References Cited

U.S. PATENT DOCUMENTS

D679,820 S 4/2013 Peron
 D686,734 S * 7/2013 Tsuruta D24/189
 D686,735 S * 7/2013 Tsuruta D24/189
 8,528,730 B2 9/2013 Grossman
 D691,730 S 10/2013 Smith
 D692,566 S 10/2013 Adoni
 D693,010 S 11/2013 Mosa et al.
 D694,892 S 12/2013 Chan et al.
 8,603,053 B2 12/2013 Riesinger
 D697,216 S 1/2014 Chan et al.
 8,642,831 B2 2/2014 Larsen et al.
 8,663,171 B2 3/2014 Tambourgi et al.
 D707,829 S 6/2014 Chan et al.
 D708,751 S 7/2014 Chan et al.
 8,777,986 B2 7/2014 Straehnz et al.
 D712,045 S 8/2014 Thornton
 D713,967 S 9/2014 Adoni
 8,884,094 B2 11/2014 Lockwood et al.
 9,000,251 B2 4/2015 Murphy et al.
 RE45,510 E 5/2015 Iwahashi et al.
 D728,803 S 5/2015 Sinda et al.
 D745,688 S 12/2015 Chan et al.
 D745,689 S 12/2015 Chan et al.
 D746,479 S 12/2015 Arefieg
 D750,789 S 3/2016 Mackay et al.
 D757,950 S 5/2016 Karlsson et al.
 9,339,417 B2 5/2016 Ogawa
 9,381,284 B2 7/2016 Cornet et al.
 9,492,171 B2 11/2016 Patenaude
 9,623,142 B2 4/2017 Jonn et al.
 9,655,622 B2 5/2017 Jonn et al.
 D848,004 S * 5/2019 Del Rossi D24/189
 D848,624 S * 5/2019 Quintero D24/189
 10,350,109 B1 * 7/2019 Fladoos A61F 13/00063
 D857,218 S * 8/2019 Fan D24/206
 2001/0002432 A1 5/2001 Bugge
 2001/0028943 A1 10/2001 Mashiko et al.
 2001/0037077 A1 11/2001 Wiemken
 2002/0018689 A1 2/2002 Badejo et al.
 2002/0019652 A1 2/2002 DaSilva et al.
 2002/0037310 A1 3/2002 Jonn et al.
 2002/0049503 A1 4/2002 Milbocker
 2002/0185396 A1 12/2002 Mainwaring et al.
 2002/0192107 A1 12/2002 Hickey
 2002/0193721 A1 12/2002 VanDruff
 2003/0031499 A1 2/2003 Heard et al.
 2003/0050590 A1 3/2003 Kirsch
 2003/0093024 A1 5/2003 Falleiros et al.
 2003/0100955 A1 5/2003 Greenawalt et al.
 2003/0109819 A1 6/2003 Tsuruda et al.
 2003/0125654 A1 7/2003 Malik
 2003/0175824 A1 9/2003 Pishko et al.
 2003/0220596 A1 11/2003 Dunshee
 2003/0225355 A1 12/2003 Butler
 2004/0001879 A1 1/2004 Guo et al.
 2004/0060867 A1 4/2004 Kriksunov et al.
 2004/0106888 A1 6/2004 Lutri et al.
 2004/0120849 A1 6/2004 Stewart et al.
 2004/0142041 A1 7/2004 MacDonald et al.
 2004/0162512 A1 8/2004 Liedtke et al.
 2004/0220505 A1 11/2004 Worthley
 2005/0015036 A1 1/2005 Lutri et al.
 2005/0043820 A1 2/2005 Browning
 2005/0085757 A1 4/2005 Santanello
 2005/0147457 A1 7/2005 Badejo et al.
 2005/0153090 A1 7/2005 Marchitto et al.
 2005/0154340 A1 7/2005 Schluskel
 2005/0182443 A1 8/2005 Jonn et al.
 2005/0208100 A1 9/2005 Weber et al.
 2005/0288706 A1 12/2005 Widomski et al.
 2006/0009099 A1 1/2006 Jonn et al.
 2006/0058721 A1 3/2006 Lebner et al.
 2006/0141012 A1 6/2006 Gingras
 2006/0173394 A1 8/2006 Stroock et al.
 2006/0265005 A1 11/2006 Beese

2007/0106195 A1 5/2007 Marcoux et al.
 2007/0218101 A1 9/2007 Johnson et al.
 2007/0272211 A1 11/2007 Kassner
 2007/0282238 A1 12/2007 Madsen et al.
 2007/0299542 A1 12/2007 Mathisen et al.
 2008/0051687 A1 2/2008 Rogers
 2008/0154168 A1 2/2008 Lutri
 2008/0086113 A1 4/2008 Tenney et al.
 2008/0109034 A1 5/2008 Mather et al.
 2008/0110961 A1 5/2008 Voegelé et al.
 2008/0167633 A1 7/2008 Vannucci
 2008/0228219 A1 9/2008 Weiser
 2008/0228220 A1 9/2008 Weiser
 2008/0280037 A1 11/2008 Sheridan et al.
 2008/0302487 A1 12/2008 Goodman et al.
 2009/0074842 A1 3/2009 Hsu
 2010/0106120 A1 4/2010 Holm
 2010/0262091 A1 10/2010 Larsson
 2010/0298791 A1 11/2010 Jones et al.
 2011/0047766 A1 3/2011 McAulay et al.
 2011/0071415 A1 3/2011 Karwoski et al.
 2011/0092874 A1 4/2011 Baschnagel
 2011/0130699 A1 6/2011 Madsen et al.
 2011/0208102 A1 8/2011 Chawki
 2011/0253303 A1 10/2011 Miyachi et al.
 2012/0052230 A1 3/2012 Olsson et al.
 2012/0220912 A1 8/2012 Shang
 2012/0238933 A1 9/2012 Murphy et al.
 2012/0277645 A1 11/2012 Kikuta et al.
 2013/0012988 A1 1/2013 Blume et al.
 2013/0041337 A1 2/2013 Aali et al.
 2013/0066365 A1 3/2013 Belson et al.
 2013/0084323 A1 4/2013 Riebman et al.
 2013/0138068 A1 5/2013 Hu et al.
 2013/0143326 A1 6/2013 Tai et al.
 2013/0144399 A1 6/2013 Tai et al.
 2013/0204077 A1 8/2013 Nagale et al.
 2013/0218125 A1 8/2013 Stopek et al.
 2013/0245784 A1 9/2013 Tan et al.
 2013/0274717 A1 10/2013 Dunn
 2013/0282049 A1 10/2013 Peterson et al.
 2013/0317405 A1 11/2013 Ha et al.
 2014/0024989 A1 1/2014 Ueda
 2014/0107561 A1 4/2014 Dorian et al.
 2014/0121649 A1 5/2014 Calco
 2014/0155916 A1 6/2014 Hodgkinson et al.
 2014/0171888 A1 6/2014 Croizat et al.
 2014/0257348 A1 9/2014 Prieue et al.
 2014/0257517 A1 9/2014 Deichmann et al.
 2015/0057491 A1 2/2015 Goddard et al.
 2015/0209186 A1 7/2015 Abbott et al.
 2015/0257938 A1 9/2015 Pensier
 2015/0297413 A1 10/2015 Blanco
 2015/0314114 A1 11/2015 La Rosa
 2015/0351767 A1 12/2015 Zoll et al.
 2016/0030248 A1 2/2016 Potters
 2016/0089145 A1 3/2016 Quintero et al.
 2016/0296673 A1 10/2016 Sambusseti
 2017/0056568 A1 3/2017 Shelton, IV et al.
 2017/0056569 A1 3/2017 Vendely et al.
 2017/0189159 A1 7/2017 Bartee et al.
 2017/0273837 A1 9/2017 Brueckner
 2017/0367806 A1 12/2017 Gingras et al.
 2018/0085103 A1 3/2018 Quintero et al.
 2018/0085259 A1 3/2018 Quintero
 2018/0085260 A1 3/2018 Quintero

FOREIGN PATENT DOCUMENTS

CN 102755216 A 10/2012
 CN 203234898 A 10/2013
 EP 0532275 A 3/1993
 EP 0730874 A 9/1996
 EP 0746293 A1 12/1996
 EP 1161212 A 8/2000
 EP 2359782 A 8/2011
 EP 2377498 A 10/2011
 EP 2731563 A 5/2014
 EP 2531155 A 10/2014

(56)

References Cited

FOREIGN PATENT DOCUMENTS

EP	2805698	A	11/2014
GB	2078763	A	1/1982
JP	58-124123	U	8/1983
JP	59-500046	A	1/1984
JP	61-203020	A	12/1986
JP	62-87624	A	6/1987
JP	01-265967	A	10/1988
JP	2-140948	A	11/1990
JP	06-509966	A	11/1994
JP	7-016258	A	1/1995
JP	2001-265967	A	9/2001
JP	1130927	S	11/2001
JP	2002-512980	A	5/2002
JP	2002-521139	A	7/2002
JP	2002-537068	A	11/2002
JP	2003-052741	A	2/2003
JP	2003-153949	A	5/2003
JP	2004-24905	A	1/2004
JP	2006-061263	A	3/2006
JP	2006-509966	A	3/2006
JP	2007-522882	A	8/2007
JP	2009-022730	A	2/2009
JP	1359502	S	5/2009
JP	2011-004850	A	1/2011
JP	1571238	S	3/2017
JP	1629290		4/2019
MX	241113	A	10/2006
WO	WO 1983/002586	A	8/1983
WO	WO 1993/004650	A	3/1993
WO	WO 1995/004511	A	2/1995
WO	WO 1996/040797	A	12/1996
WO	WO 1998/026719	A	6/1998
WO	WO 2000/006213	A	2/2000
WO	WO 2000/049983	A	8/2000
WO	WO 2003/008002	A	1/2003
WO	WO 2004/049987	A	6/2004
WO	WO 2005/051259	A	6/2005
WO	WO 2005/079674	A	9/2005
WO	WO 2006/017109	A	2/2006
WO	WO 2008/082444	A	7/2008
WO	WO 2009/067062	A	5/2009
WO	WO 2010/134873	A	11/2010
WO	WO 2013/009725	A	1/2013
WO	WO 2014/083570	A	6/2014
WO	WO 2014/195710	A	12/2014
WO	WO 2015/135351	A	9/2015

OTHER PUBLICATIONS

U.S. Appl. No. 12/207,984, filed Sep. 10, 2008, Jonn et al., Publ. No. 20090076542, Grant No. 9655622, dated May 23, 2017.
 U.S. Appl. No. 15/490,176, filed Apr. 18, 2017, Jonn et al., Publ. No. 20170216482.
 U.S. Appl. No. 15/964,538, filed Apr. 27, 2018, Jonn et al., Publ. No. 20180243467.
 U.S. Appl. No. 10/779,721, filed Feb. 18, 2004, Jonn et al., Publ. No. 20050182443.
 U.S. Appl. No. 12/163,021, filed Jun. 27, 2008, Jonn et al., Publ. No. 20080255610, Grant No. 9623142, dated Apr. 18, 2017.
 U.S. Appl. No. 15/452,126, filed Mar. 7, 2008, Jonn et al., Publ. No. 20170173208.
 U.S. Appl. No. 10/887,884, filed Jul. 12, 2004, Publ. No. 20060009099.
 U.S. Appl. No. 14/864,033, filed Sep. 24, 2015, Quintero et al., Publ. No. 20160089145.
 U.S. Appl. No. 16/387,634, filed Apr. 18, 2019, Quintero et al.
 U.S. Appl. No. 29/635,782, filed Feb. 2, 2018, Quintero et al.
 U.S. Appl. No. 29/503,320, filed Sep. 25, 2014, Quintero et al., Grant No. D824525, dated Jul. 31, 2018.
 U.S. Appl. No. 29/648,487, filed May 22, 2018, Quintero et al.
 U.S. Appl. No. 29,690,950, filed May 13, 2019, Quintero et al.
 U.S. Appl. No. 15/467,239, filed Mar. 23, 2017, Quintero et al., Publ. No. 20180271505.

U.S. Appl. No. 15/278,376, filed Sep. 28, 2016, Quintero et al., Publ. No. 20180085103.
 U.S. Appl. No. 15/675,159, filed Aug. 11, 2017, Quintero et al., Publ. No. 20180085260.
 U.S. Appl. No. 29/613,662, filed Aug. 11, 2017, Quintero et al., Grant No. D848624, dated May 14, 2019.
 U.S. Appl. No. 29/683,074, filed Apr. 11, 2019, Quintero et al.
 U.S. Appl. No. 15/280,303, filed Sep. 29, 2016, Quintero et al., Publ. No. 20180085259.
 U.S. Appl. No. 15/467,537, filed Mar. 23, 2017, Quintero et al. Publ. No. 20180271712.
 U.S. Appl. No. 15/496,389, filed Apr. 25, 2017, Quintero et al., Publ. No. 20180303967.
 U.S. Appl. No. 16/050,205, filed Jul. 31, 2018, Quintero et al.
 JP 7040744, 1995, English claims.
 JP 3059327, 1991, English claims.
 Japanese Office Action dated Feb. 19, 2019 for Design Appl. No. 2018-017274.
 Japanese Office Action dated Feb. 26, 2019 for Patent Appl. No. 515463.
 3M® Steri-Strip Adhesive Closures Product Catalog Brochure, (2011) 4 pages.
 3M® Steri-Strip Adhesive Closures Product Catalog Brochure, (2011) 8 pages.
 3M® Steri-Strip Adhesive Closures Product Catalog Brochure, (2012) 12 pages.
 Allen, L.V. Jr et al Ansel's Pharmaceutical Dosage Forms and Drug Delivery Systems, 8th edition 2005 Lippincott Williams & Wilkins, Chapter 4, Dosage Form Design: Pharmaceutical and Formulation Considerations p. 131.
 Ashley et al.: Further studies involving wound closure with a rapidly polymerizing adhesive; *Plastic and Reconstructive Surgery*; Apr. 1963; vol. 31; pp. 333-343.
 Ashley et al.: Nonsutured closure of skin lacerations and nonsutured grafting of skin with a rapidly polymerizing adhesive; *Qtrly Bull. Northwestern University(Evanston, Ill.) Medical School*; 1962; vol. 36; pp. 189-194.
 Brombeg et al.: Nonsuture fixation of split-thickness skin grafts; *Surgery*, Jun. 1964; vol. 55; pp. 846-853.
 Cramer: Rapid Skin Grafting in Small Animals; *Plastic and Reconstructive Surgery and the Transplantation Bull*; Oct. 1962, vol. 30; pp. 149-150.
 Cramer et al.: Autograft rejection induced by homografting. A phenomenon intermediate between homograft rejection and autoimmunity; *Plastic and Reconstructive Surgery*; Jun. 1965; vol. 35; pp. 572-587.
 DeMaria, E. 'New skin closure system facilitates wound healing after cardiovascular implantable electronic device surgery' *World Journal of Clinical Cases* (2015) 3(8) pp. 675-677.
 Dermabond Prineo Skin Closure Systems (22 cm) Brochure (2014), 7 pages.
 Dermabond Prineo Skin Closure Systems (22 cm) Brochure (2015), 2 pages.
 Healthcare Packaging. Advanced Wound Care Products and packaging Needs. Jun. 5, 2017 (earliest online date), [site visited May 8, 2018]. Available from the Internet, URL:<<https://www.healthcarepackaging.com/article/applications/healthcare/advanced-wound-care-products-and-packaging-needs>> (Year: 2017).
 Inou: Studies on the Surgical Use of Plastic Adhesive; *Am. Journal of Proctology*; 1962; vol. 13; pp. 219-226.
 Jesse et al.: Fixation of split-thickness skin grafts with adhesive; *Plastic and Reconstructive Surgery*; Mar. 1964; vol. 33; pp. 272-277.
 Kaplan: A technique of nonsuture wound closure with a plastic tissue adhesive; *Plastic and Reconstructive Surgery*; Feb. 1966; vol. 37(2); pp. 139-142.
 Keddie et al.: Intrafollicular tinea versicolor demonstrated on monomer plastic strips; *Journal of Investigative Dermatology*; Sep. 1963; vol. 41; pp. 103-106.
 Lazar, H.L. et al 'Novel Adhesive Skin Closures Improve Wound Healing Following Saphenous Vein Harvesting' *J. Card Surg* (2008) 23 pp. 152-155.
 Leukosan SkinLink Application Guide (2006) 1 page.

(56)

References Cited

OTHER PUBLICATIONS

- Leukosan Skinlink. BSN Medical (2017) 1 page <http://www.bsnmedical.com/products/wound%E2%80%90care%E2%80%90vascular/category%E2%80%90product%E2%80%90search/acute%E2%80%90wound%E2%80%90care/wound%E2%80%90closure/leukosan%E2%80%90skinlink.html>.
- Pam Marketing Nut. Yikes! The Social Media Quick Fix Band-Aids are Falling Off! Jul. 2012 [earliest online date], [site visited May. 8, 2018]. Available from Internet, URL:<http://www.pammarketingnut.com/2012/07/yikes-the-social-media-quick-fix-band-aids-are-falling-off/> (Year: 2012).
- Parrish et al.: Synthetic resin adhesive for placement of skin grafts; *American Surgeon*; Nov. 1964; vol. 30; pp. 753-755.
- Raekallio et al.: Acute reaction to arterial adhesive in healing skin wounds; *Journal of Surgical Research*; Mar. 1964; vol. 4; pp. 124-127.
- Stone: Nonsuture closure of cutaneous lacerations, skin grafting and bowel anastomosis; *American Surgeon*; Mar. 1964; vol. 30; pp. 177-181.
- TissuGlu Surgical Adhesive Patient Information Brochure. Cohera Medical, Inc. (2014) 6 pages.
- TissuGlu FDA Summary of Safety and Effectiveness Data. Feb. 3, 2014 40 pages.
- Topaz, M. et al 'The TopClosure 3S System, for skin stretching and a secure wound closure' *Eur J Plast Surg* (2012) 35 pp. 533-543.
- TopClosure 3S System—Skin Stretching and Secure Wound Closure System Product Information Sheet (2010) 15 pages.
- Wang et al 'Biodegradable microfluidic scaffolds for tissue engineering from amino alcohol-based poly(ester amide) elastomers' *Organogenesis* (2010) 6:4, pp. 212-216.
- Wolfe et al.: The application of hydrostatic pressure to the burn injury, an experimental study; *Journal of Trauma: Injury Infections & critical Care*; May 1962; vol. 2; pp. 262-272.
- ZipLine medical Zip Surgical Skin Closure Brochure (2013) 4 pages.
- Corrected International Search Report International Application No. PCT/US2005/004948 dated Jun. 22, 2005.
- Extended European Search Report re: 14166813.7 dated Jul. 7, 2014.
- International Preliminary Report on Patentability for International Application No. PCT/US2005/024042 dated Jan. 16, 2007.
- International Search Report for International Application No. PCT/US2005/024042 dated May 12, 2006.
- International Search Report for International Application No. PCT/US2005/004948 dated Jun. 9, 2009.
- International Search Report re: PCT/US2015/051919 dated Apr. 14, 2016.
- International Search Report re: PCT/US2017/052394 dated Nov. 21, 2017.
- International Search Report re: PCT/US2017/052383 dated Dec. 6, 2017.
- International Search Report re PCT/US2018/022842 dated Jun. 20, 2018.
- International Search Report re PCT/US2018/022834 dated Jun. 22, 2018.
- International Search Report re PCT/US2018/027790 dated Jun. 26, 2018.
- Supplementary European Search Report for Application No. EP05769387 dated Jul. 9, 2009.
- Supplementary European Search Report for Application No. EP05723162 dated Nov. 5, 2009.
- Supplementary European Search Report for Application No. EP14166813 dated Jun. 30, 2014.
- Written Opinion re: PCT/US2015/051919 dated Apr. 14, 2016.
- Written Opinion re: PCT/US2017/052394 dated Nov. 21, 2017.
- Written Opinion re: PCT/US2017/052383 dated Dec. 6, 2017.
- Written Opinion re: PCT/US2018/022842 dated Jun. 20, 2018.
- Written Opinion re: PCT/US2018/027790 dated Jun. 26, 2018.
- Written Opinion re PCT/US2018/022834 dated Jun. 22, 2018.
- Communication received from the USPTO for co-pending U.S. Appl. No. 10/887,884, dated Aug. 11, 2006.
- Communication received from USPTO for co-pending U.S. Appl. No. 10/779,721, dated Mar. 28, 2007.
- Communication received from USPTO for co-pending U.S. Appl. No. 10/779,721, dated Apr. 16, 2007.
- Communication received from the USPTO for co-pending U.S. Appl. No. 10/887,884, dated Mar. 6, 2008.
- Communication received from the USPTO for co-pending U.S. Appl. No. 10/887,884, dated Dec. 12, 2008.
- Communication received from the USPTO for co-pending U.S. Appl. No. 12/207,984, dated May 11, 2011.
- Communication received from the USPTO for co-pending U.S. Appl. No. 12/163,021, dated May 13, 2011.
- Communication received from the USPTO for co-pending U.S. Appl. No. 12/163,021, dated Feb. 2, 2012.
- Communication received from the USPTO for co-pending U.S. Appl. No. 12/163,021, dated Jun. 22, 2012.
- Communication received from the USPTO for co-pending U.S. Appl. No. 12/207,984, dated Jun. 28, 2012.
- In re the USPTO U.S. Appl. No. 12/163,021 the Non-Final rejection, dated Aug. 14, 2013.
- In re the USPTO U.S. Appl. No. 12/163,021 the Non-Final rejection, dated Jan. 3, 2014.
- In re the USPTO U.S. Appl. No. 12/207,984 the Non-Final rejection, dated Aug. 22, 2013.
- In re the USPTO U.S. Appl. No. 12/207,984 the Non-Final rejection, dated Dec. 4, 2013.
- Office action received from USPTO for co-pending U.S. Appl. No. 10/887,884, dated Apr. 25, 2006.
- Office action received from USPTO for co-pending U.S. Appl. No. 10/779,721, dated Aug. 21, 2006.
- Office action received from USPTO for co-pending U.S. Appl. No. 10/887,884, dated Oct. 12, 2006.
- Office action received from USPTO for co-pending U.S. Appl. No. 10/779,721, dated Jan. 9, 2007.
- Office action received from USPTO for co-pending U.S. Appl. No. 10/887,884, dated Jan. 22, 2007.
- Office action received from USPTO for co-pending U.S. Appl. No. 10/887,884, dated Feb. 1, 2007.
- Office Action received from the USPTO for co-pending U.S. Appl. No. 12/163,021.
- Office action received from USPTO for co-pending U.S. Appl. No. 10/779,721, dated Jul. 27, 2007.
- Office action received from USPTO for co-pending U.S. Appl. No. 10/887,884, dated Oct. 16, 2007.
- Office action received from USPTO for co-pending U.S. Appl. No. 10/887,884, dated Mar. 6, 2008.
- Office action received from USPTO for co-pending U.S. Appl. No. 10/779,721, dated May 19, 2008.
- Office action received from USPTO for co-pending U.S. Appl. No. 12/163,021, dated Jan. 9, 2010.
- Office action received from USPTO for co-pending U.S. Appl. No. 12/163,021, dated Sep. 1, 2010.
- Office action received from USPTO for co-pending U.S. Appl. No. 12/207,984, dated Sep. 1, 2010.
- Office action received from USPTO for co-pending U.S. Appl. No. 12/163,021, dated Dec. 9, 2010.
- Office action received from USPTO for co-pending U.S. Appl. No. 12/207,984, dated Dec. 9, 2010.
- Office action received from USPTO for co-pending U.S. Appl. No. 12/163,021, dated May 13, 2011.
- Office action received from USPTO for co-pending U.S. Appl. No. 12/163,021, dated Jul. 18, 2011.
- Office action received from USPTO for co-pending U.S. Appl. No. 12/207,984, dated Aug. 1, 2011.
- Office action received from USPTO for co-pending U.S. Appl. No. 12/163,021, dated Jan. 10, 2012.
- Office action received from USPTO for co-pending U.S. Appl. No. 12/207,984, dated Jan. 17, 2012.
- Office action received from USPTO for co-pending U.S. Appl. No. 12/207,984, dated Apr. 26, 2012.

(56)

References Cited

OTHER PUBLICATIONS

Office action received from USPTO for co-pending U.S. Appl. No. 12/163,021, dated May 1, 2012.
Office action received from USPTO for co-pending U.S. Appl. No. 12/163,021, dated Sep. 17, 2012.
Office action received from USPTO for co-pending U.S. Appl. No. 12/207,984, dated Sep. 25, 2012.
Office action received from USPTO for co-pending U.S. Appl. No. 12/163,021, dated Aug. 14, 2013.
Office action received from USPTO for co-pending U.S. Appl. No. 12/207,984, dated Aug. 22, 2013.
Office action received from USPTO for co-pending U.S. Appl. No. 12/207,984, dated Dec. 4, 2013.
Office action received from USPTO for co-pending U.S. Appl. No. 12/163,021, dated Jan. 3, 2014.
Office action received from USPTO for U.S. Appl. No. 15/964,538, dated Oct. 25, 2018.
Office action received from USPTO for U.S. Appl. No. 15/964,538, dated Dec. 27, 2018.

Office action received from USPTO for U.S. Appl. No. 15/490,176, dated Feb. 4, 2019.
Office action received from USPTO for U.S. Appl. No. 15/452,126, dated Nov. 16, 2018.
Office action received from USPTO for U.S. Appl. No. 14/864,033, dated Nov. 26, 2018.
Office action received from USPTO for U.S. Appl. No. 15/467,239, dated Feb. 28, 2019.
Office action received from USPTO for U.S. Appl. No. 15/278,376, dated Sep. 11, 2018.
Office action received from USPTO for U.S. Appl. No. 15/278,376, dated Feb. 21, 2019.
Office action received from USPTO for U.S. Appl. No. 15/675,159, dated May 14, 2019.
U.S. Appl. No. 09/430,177, filed Oct. 29, 1999.
U.S. Appl. No. 09/430,289, filed Oct. 29, 1999.
U.S. Appl. No. 09/430,180, filed Oct. 29, 1999.
U.S. Appl. No. 09/385,030, filed Aug. 30, 1999.
U.S. Appl. No. 09/176,889, filed Oct. 22, 1998.
U.S. Appl. No. 09/919,877, filed Aug. 2, 2001.
U.S. Appl. No. 10/779,721, filed Feb. 18, 2004.

* cited by examiner

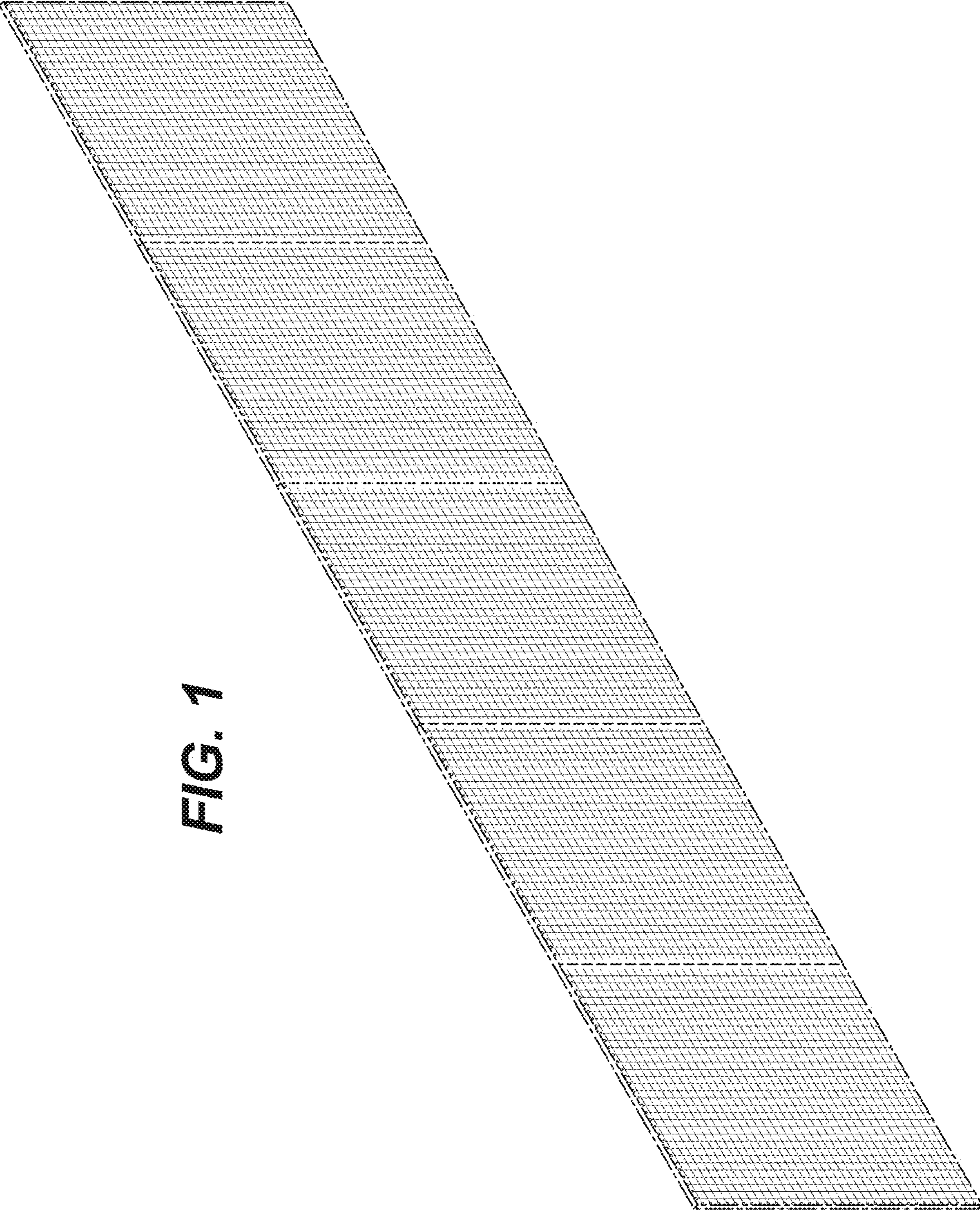


FIG. 1

FIG. 2

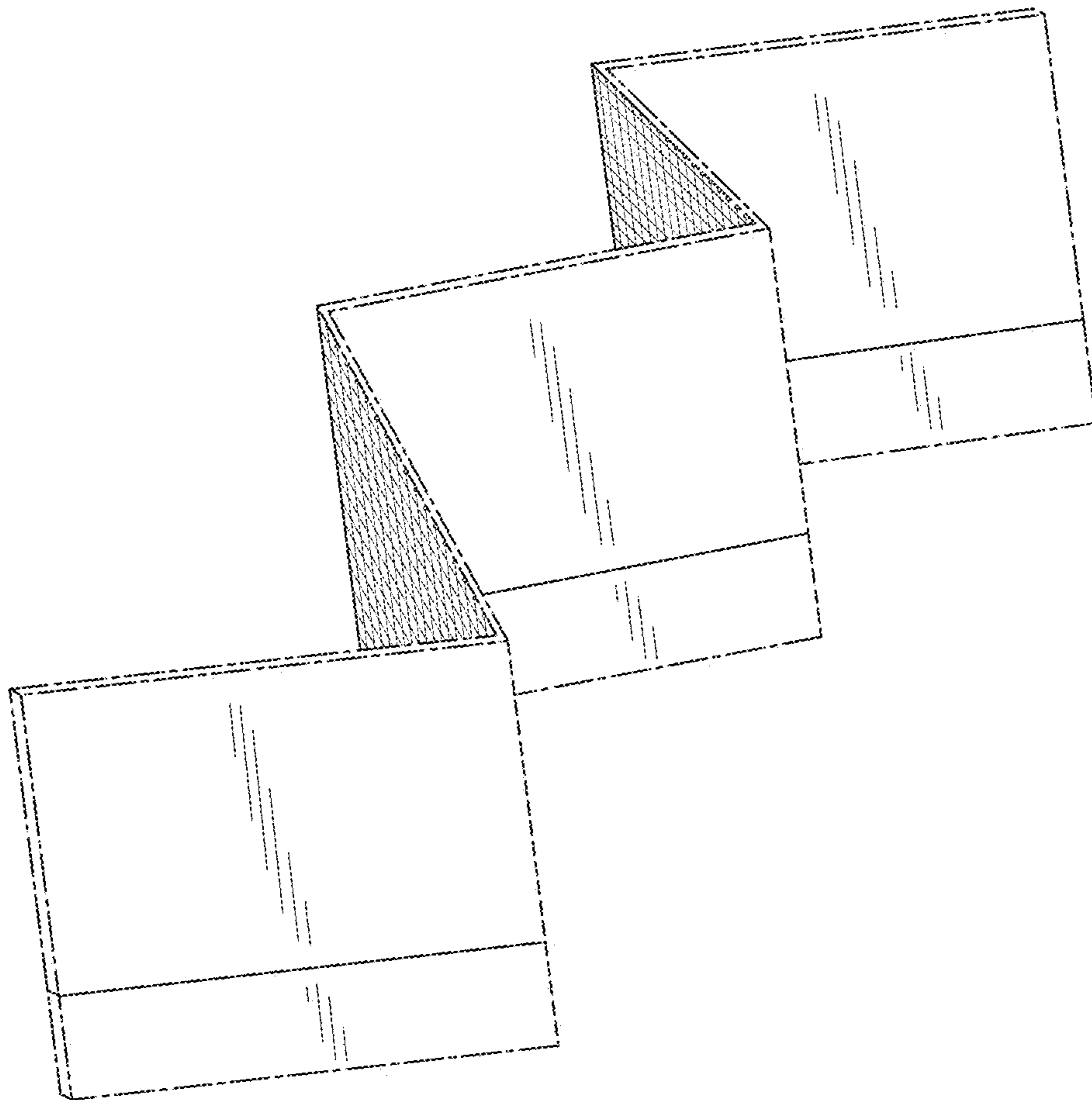


FIG. 3

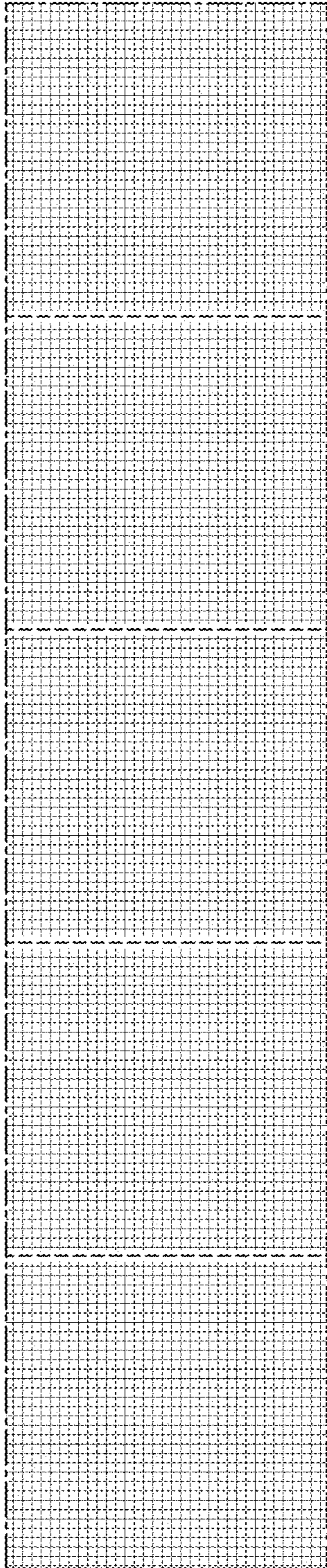


FIG. 4

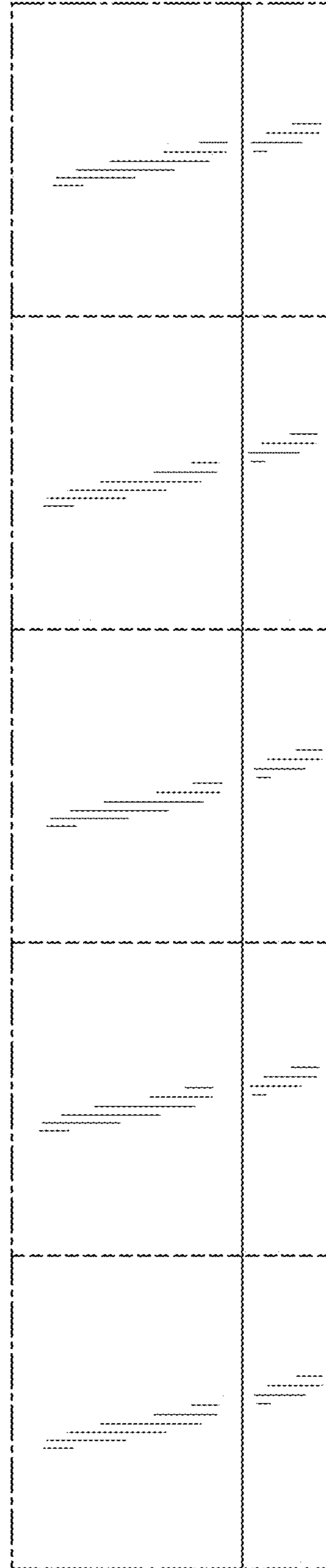


FIG. 5

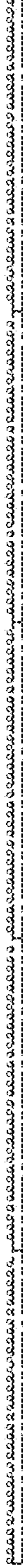


FIG. 7

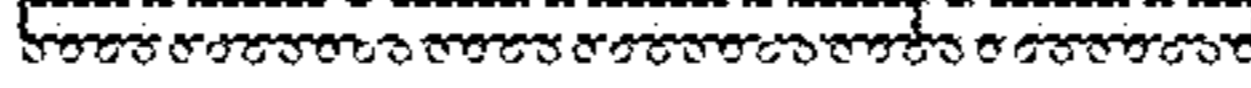


FIG. 8

FIG. 6

