

US00D907199S

(12) **United States Design Patent** (10) **Patent No.:** **US D907,199 S**
Hewitt (45) **Date of Patent:** **** Jan. 5, 2021**

(54) **COLOSTOMY ACCESSORY**

(56) **References Cited**

(71) Applicant: **Pelican Healthcare Limited**, Cardiff (GB)
(72) Inventor: **Aaron Hewitt**, Comber (GB)
(73) Assignee: **Pelican Healthcare Limited**, Cardiff (GB)
(**) Term: **15 Years**
(21) Appl. No.: **29/713,269**
(22) Filed: **Nov. 14, 2019**

U.S. PATENT DOCUMENTS

D375,355 S *	11/1996	Bierman	604/180
D389,911 S *	1/1998	Bierman	D24/128
D507,056 S *	7/2005	Friedland	D24/206
D662,203 S *	6/2012	Smith	A61F 5/08 D24/135
D700,523 S *	3/2014	Limback	D9/652
D714,161 S *	9/2014	Crawford	D9/707
D744,090 S *	11/2015	Bendix	D24/118
D744,091 S *	11/2015	Bendix	D24/118
D744,092 S *	11/2015	Bendix	D24/118
D763,439 S *	8/2016	Aggerholm	D24/118
D771,820 S *	11/2016	Haye	D24/186
D785,786 S *	5/2017	Aggerholm	D24/118

(Continued)

Related U.S. Application Data

(63) Continuation-in-part of application No. 29/690,701, filed on May 9, 2019, which is a continuation of application No. 29/574,273, filed on Aug. 12, 2016, now abandoned, which is a continuation of application No. PCT/GB2016/050773, filed on Mar. 21, 2016.

Primary Examiner — Samantha Q Lawrence

(74) *Attorney, Agent, or Firm* — Troutman Pepper Hamilton Sanders LLP; Ryan A. Schneider

(57) **CLAIM**

The ornamental designs for the colostomy accessory, as shown and described.

(30) **Foreign Application Priority Data**

Mar. 20, 2015 (GB) 1504779.8

(51) **LOC (13) Cl.** **24-02**

(52) **U.S. Cl.**
USPC **D24/118**

(58) **Field of Classification Search**

USPC D24/107, 108, 109, 112, 113, 114, 115, D24/117, 118, 119, 121, 127, 129, 130, D24/133, 135, 186, 189-192; 604/117, 604/217, 227, 187, 212, 275, 278, 279, 604/911; D9/707, 709, 718, 719, 724, D9/732, 688, 689, 690, 686, 696, 302, D9/367; 600/101, 139, 145

CPC A61F 5/445; A61K 2300/00; A61L 15/58

See application file for complete search history.

DESCRIPTION

FIG. 1 is a top plan view of a colostomy accessory of the present invention;

FIG. 2 is a bottom view thereof;

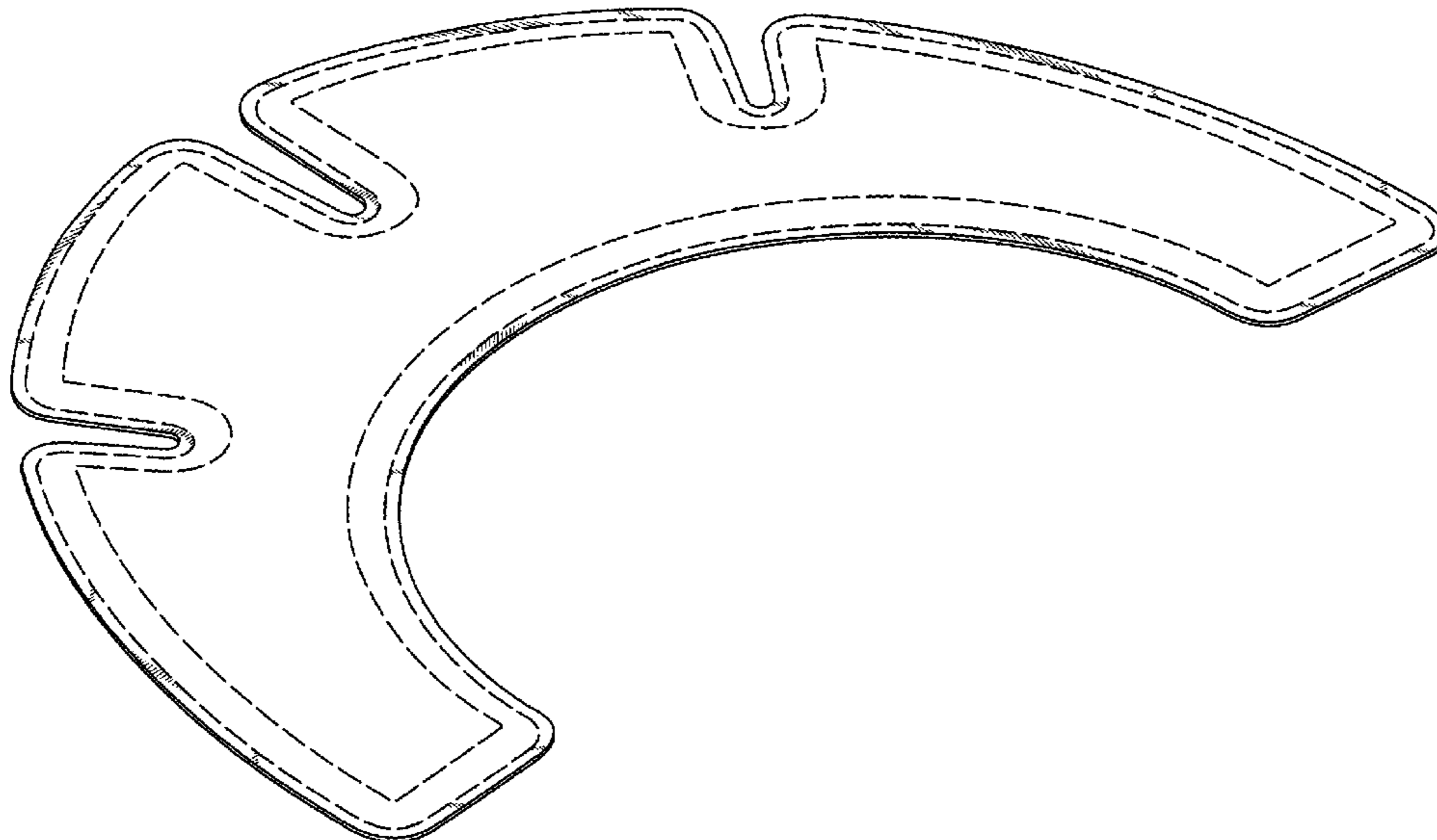
FIG. 3 is a side elevation thereof, the other side view being a mirror image thereof;

FIG. 4 is a rear elevation view thereof; and,

FIG. 5 is a perspective view thereof.

The broken lines shown in FIGS. 1 and 5 that are adjacent to the claimed portion of the design illustrate the bounds of the claim and form no part of the claimed design. The additional broken lines shown in FIGS. 1 and 3-5 illustrate portions of the colostomy accessory and form no part of the claimed design.

1 Claim, 5 Drawing Sheets



(56)

References Cited

U.S. PATENT DOCUMENTS

D838,362 S * 1/2019 Eakin D24/127
2018/0055679 A1* 3/2018 Hewitt A61F 5/4404

* cited by examiner

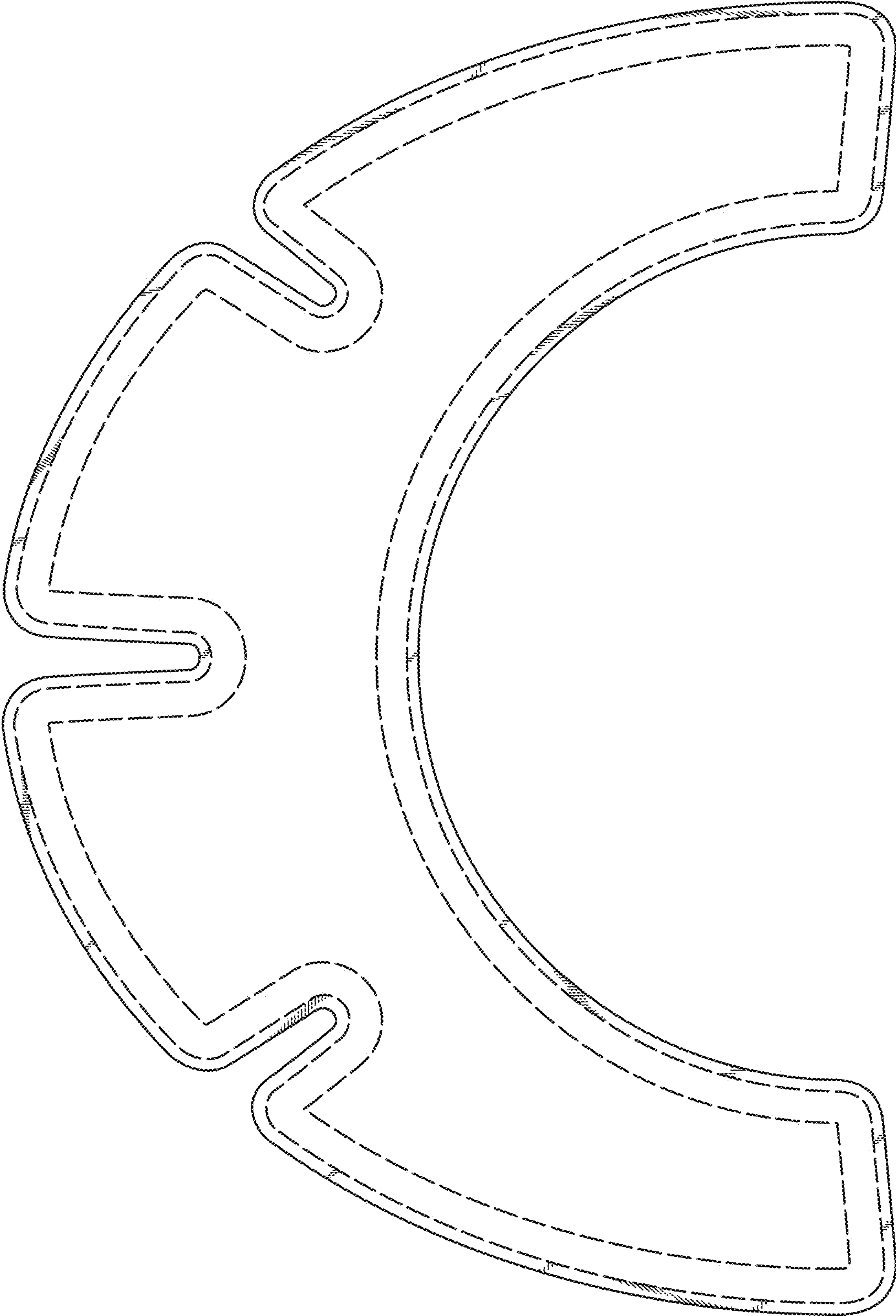


FIG. 1

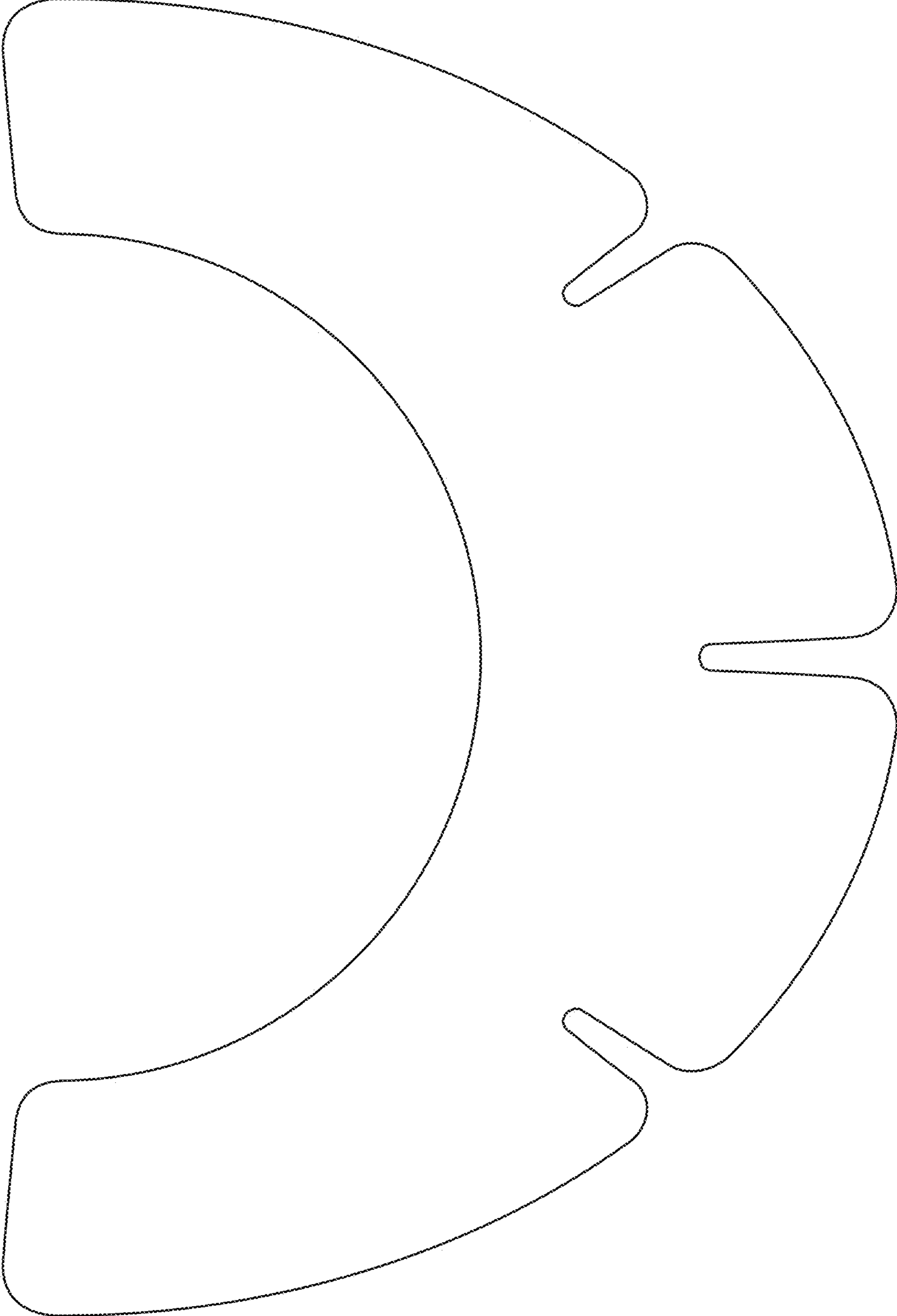


FIG. 2



FIG. 3



FIG. 4

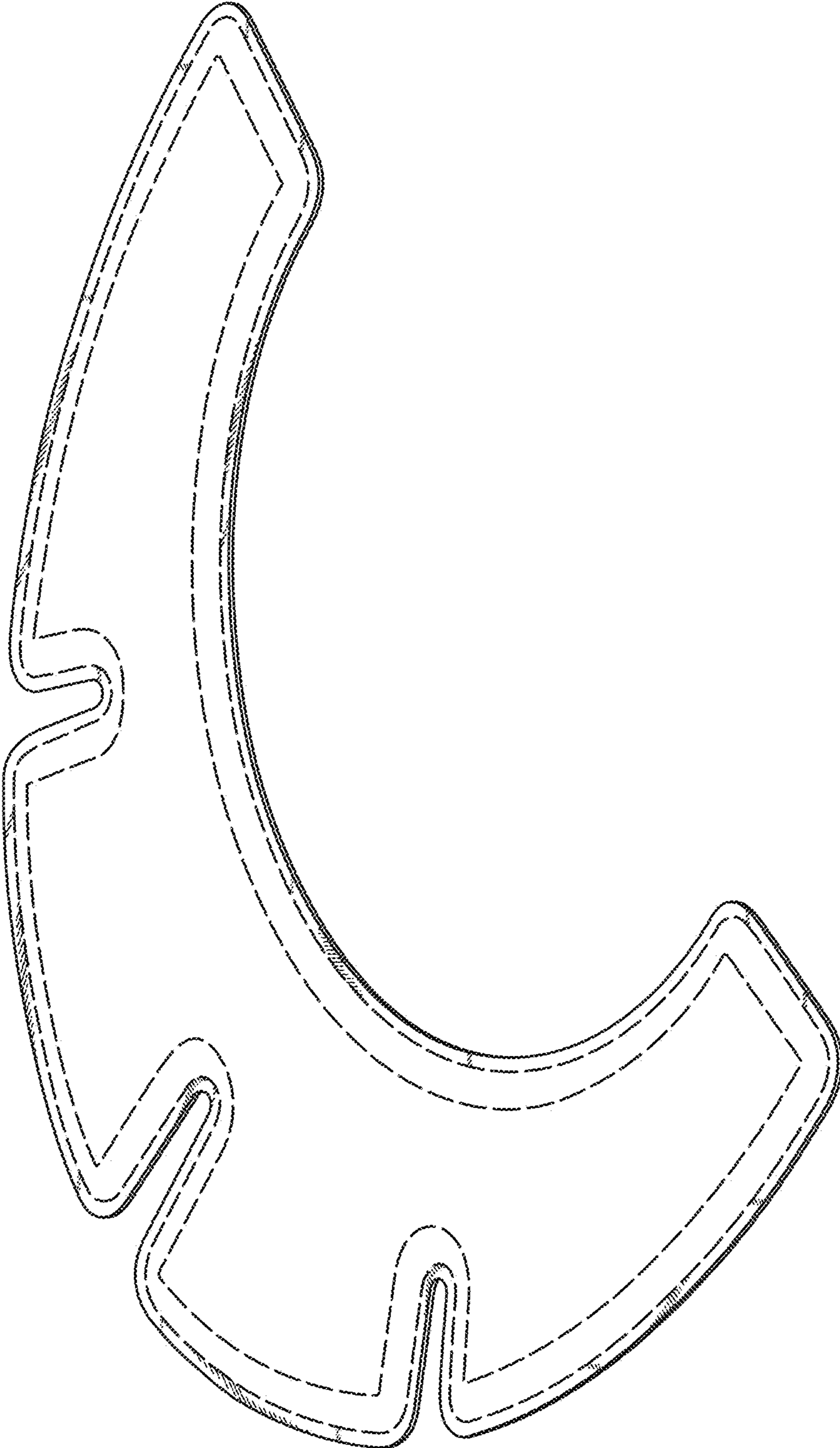


FIG. 5