



US00D907196S

(12) **United States Design Patent** (10) **Patent No.:** **US D907,196 S**  
**Ross et al.** (45) **Date of Patent:** **\*\* Jan. 5, 2021**

(54) **ORAL IRRIGATOR BASE**  
(71) Applicant: **WATER PIK, INC.**, Fort Collins, CO (US)  
(72) Inventors: **Catherine Ross**, Fort Collins, CO (US); **Brian Williams**, Fort Collins, CO (US); **Jeffrey Ladwig**, Seattle, WA (US); **Adam Weisgerber**, Shoreline, WA (US)  
(73) Assignee: **WATER PIK, INC.**, Fort Collins, CO (US)  
(\*\*) Term: **15 Years**  
(21) Appl. No.: **29/668,458**  
(22) Filed: **Oct. 30, 2018**  
(51) **LOC (13) Cl.** ..... **24-02**  
(52) **U.S. Cl.**  
USPC ..... **D24/111**  
(58) **Field of Classification Search**  
USPC ..... D24/107-108, 111, 169, 185-186; D4/102-102, 109-111, 138  
CPC ..... A61M 5/142; A61M 2205/502; A61M 5/1452; A61M 2205/505  
See application file for complete search history.

D725,770 S \* 3/2015 Kim ..... D24/111  
D764,051 S \* 8/2016 Wang ..... D24/111  
D782,656 S \* 3/2017 Au ..... D24/111  
10,016,254 B2 7/2018 Luetngen  
D833,000 S \* 11/2018 Porter ..... D24/111  
D833,600 S \* 11/2018 Porter ..... D24/111  
D839,409 S \* 1/2019 Massie ..... D24/111  
D839,410 S \* 1/2019 Kim ..... D24/111  
(Continued)

**FOREIGN PATENT DOCUMENTS**

CA 157122 S 2/2015  
CN ZL201420006692.6 7/2014  
(Continued)

**OTHER PUBLICATIONS**

Waterpik Complete Care 5.5 Water Flosser + Oscillating Toothbrush Bundle, Costco reviews 2019, <https://www.costco.com/waterpik-complete-care-5.5-water-flosser-%2B-oscillating-toothb...> site visited May 24, 2020.\*

*Primary Examiner* — John R Yeh  
(74) *Attorney, Agent, or Firm* — Dorsey & Whitney LLP

(57) **CLAIM**

We claim the ornamental design for an oral irrigator base, as shown and described.

**DESCRIPTION**

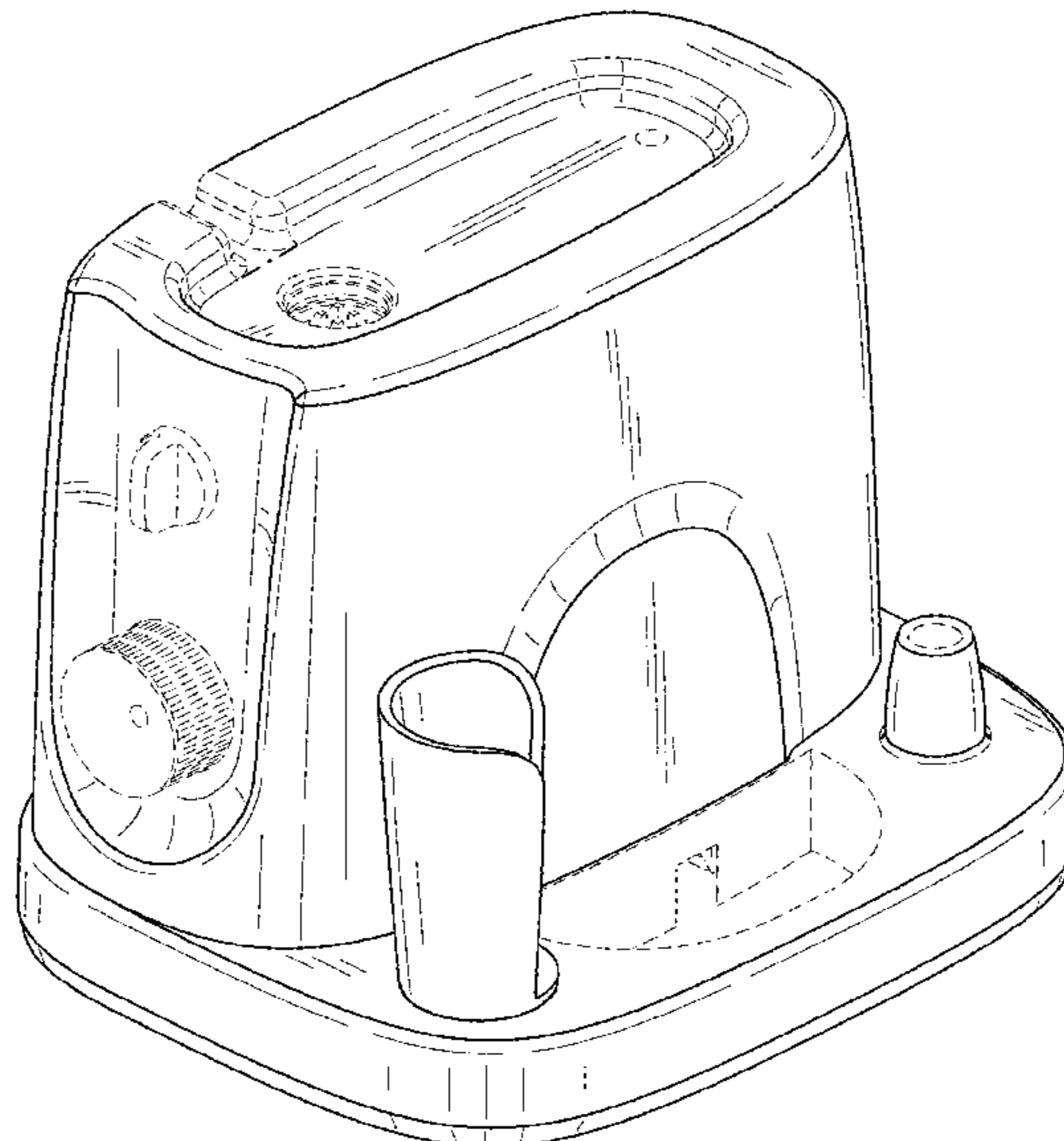
FIG. 1 is a front isometric view of an oral irrigator base. FIG. 2 is a front elevation view thereof. FIG. 3 is a rear elevation view thereof. FIG. 4 is a left side elevation view thereof. FIG. 5 is a right side elevation view thereof. FIG. 6 is a top plan view thereof; and, FIG. 7 is a bottom plan view thereof. The broken lines illustrate portions of the oral irrigator base that form no part of the claimed design.

**1 Claim, 7 Drawing Sheets**

(56) **References Cited**

**U.S. PATENT DOCUMENTS**

D210,019 S \* 1/1968 Johnson et al. .... D24/111  
3,393,673 A \* 7/1968 Mattingly ..... A61C 1/0092  
601/162  
D218,241 S \* 8/1970 Gilbert et al. .... D24/111  
D220,334 S \* 3/1971 Mackay et al. .... D24/111  
D222,862 S \* 1/1972 Cook ..... D24/111  
D346,212 S \* 4/1994 Hosl ..... D24/108  
D403,511 S \* 1/1999 Serbinski ..... D24/111  
D510,433 S \* 10/2005 Kling ..... D24/111  
D539,899 S \* 4/2007 Kataoka ..... D24/108  
D548,334 S \* 8/2007 Izumi ..... D24/111  
D639,930 S \* 6/2011 Collins ..... D24/107



(56)

**References Cited**

U.S. PATENT DOCUMENTS

D840,023 S \* 2/2019 Massie ..... D24/111  
10,195,391 B2 \* 2/2019 Duff ..... A61M 16/0069  
D842,483 S \* 3/2019 Huang ..... D24/108  
D851,239 S \* 6/2019 Chen ..... D24/111  
D857,881 S \* 8/2019 Massie ..... D24/111  
D859,644 S \* 9/2019 Porter ..... D24/111  
D866,750 S \* 11/2019 Yan ..... D24/111  
2017/0252251 A1 \* 9/2017 Williams ..... H01H 3/08

FOREIGN PATENT DOCUMENTS

CN ZL201430002979.7 S 9/2014  
EM 002484337-0001 6/2014  
GB 1058355 \* 10/1989

\* cited by examiner

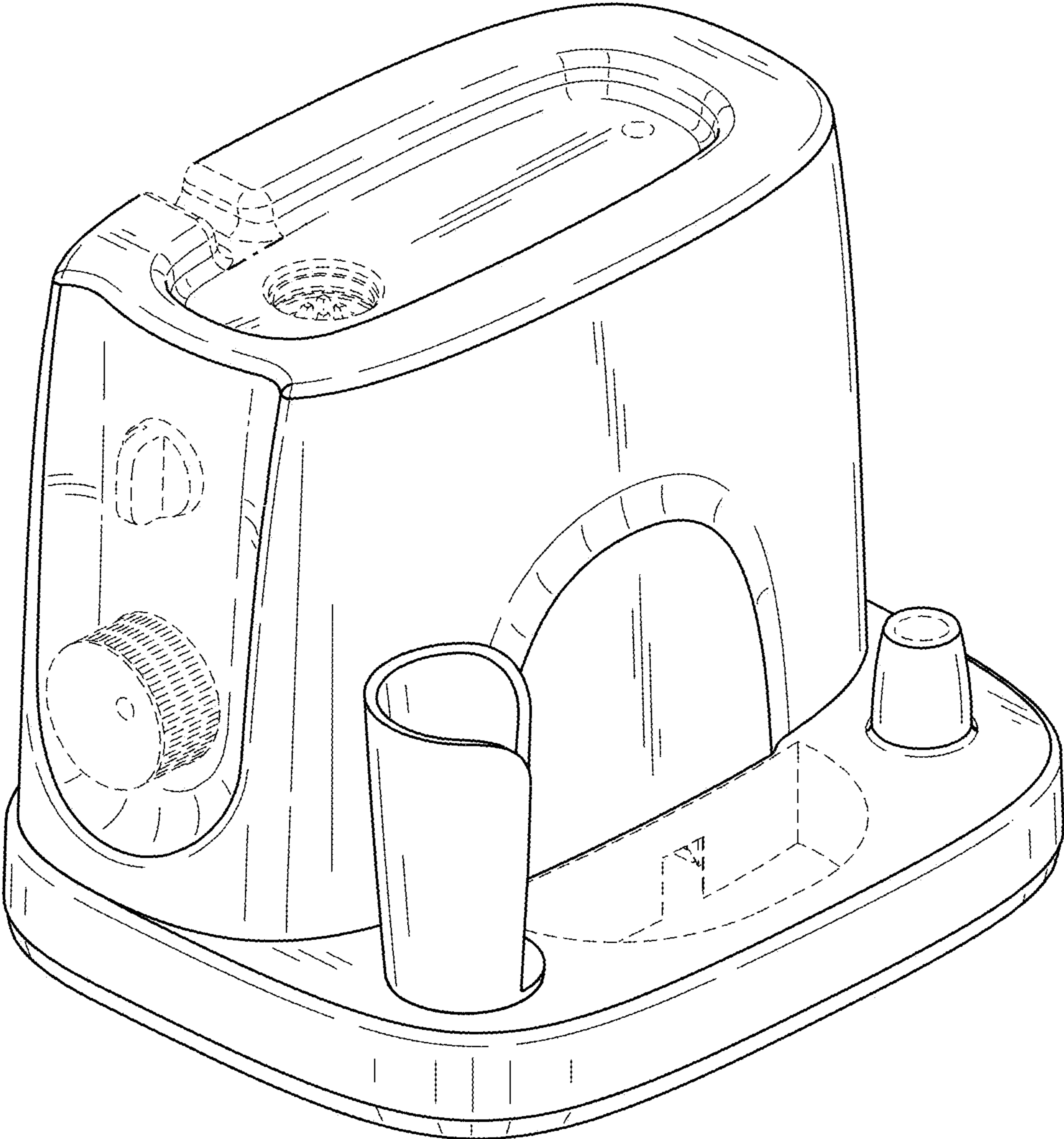


FIG. 1

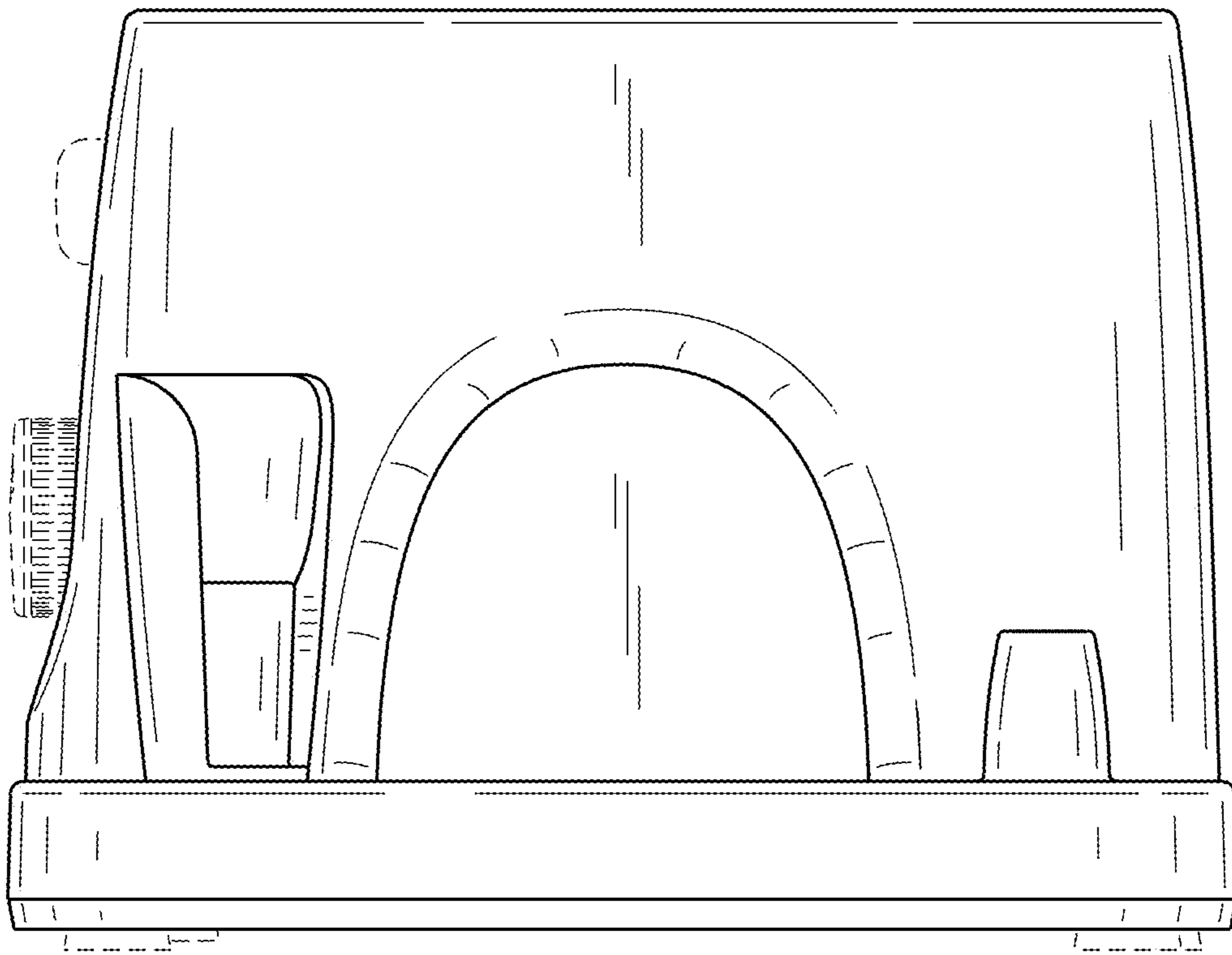


FIG. 2

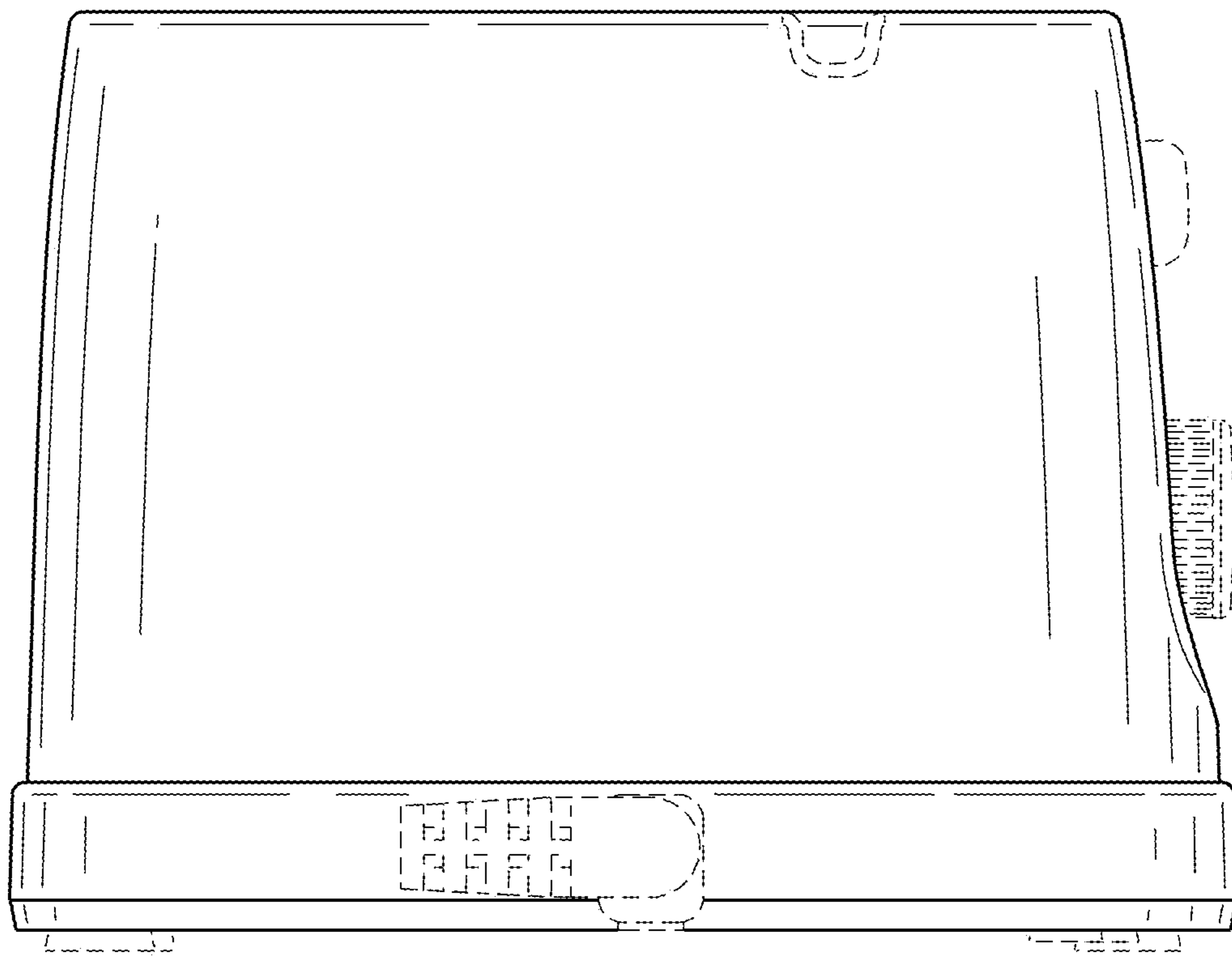


FIG. 3

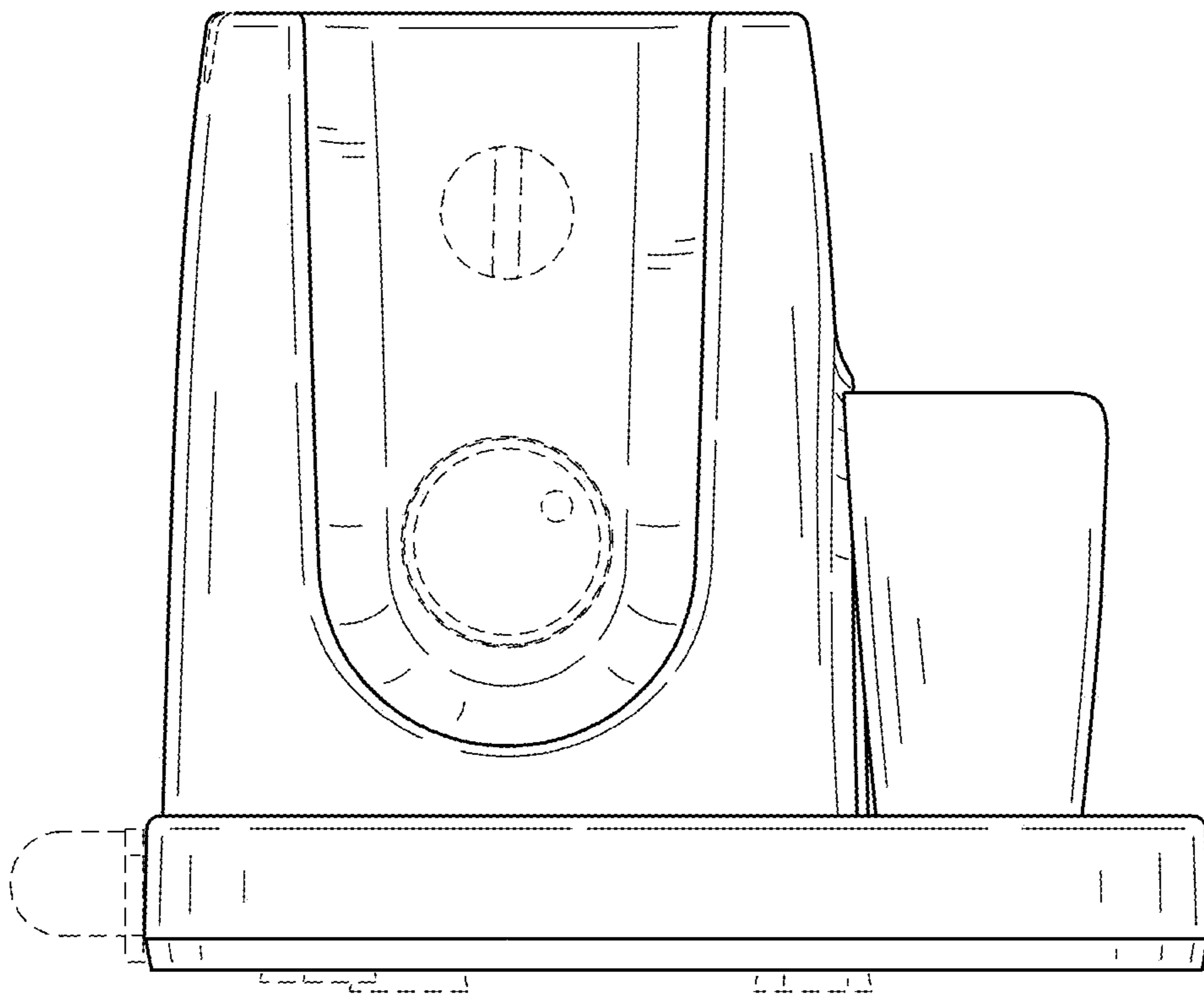


FIG. 4



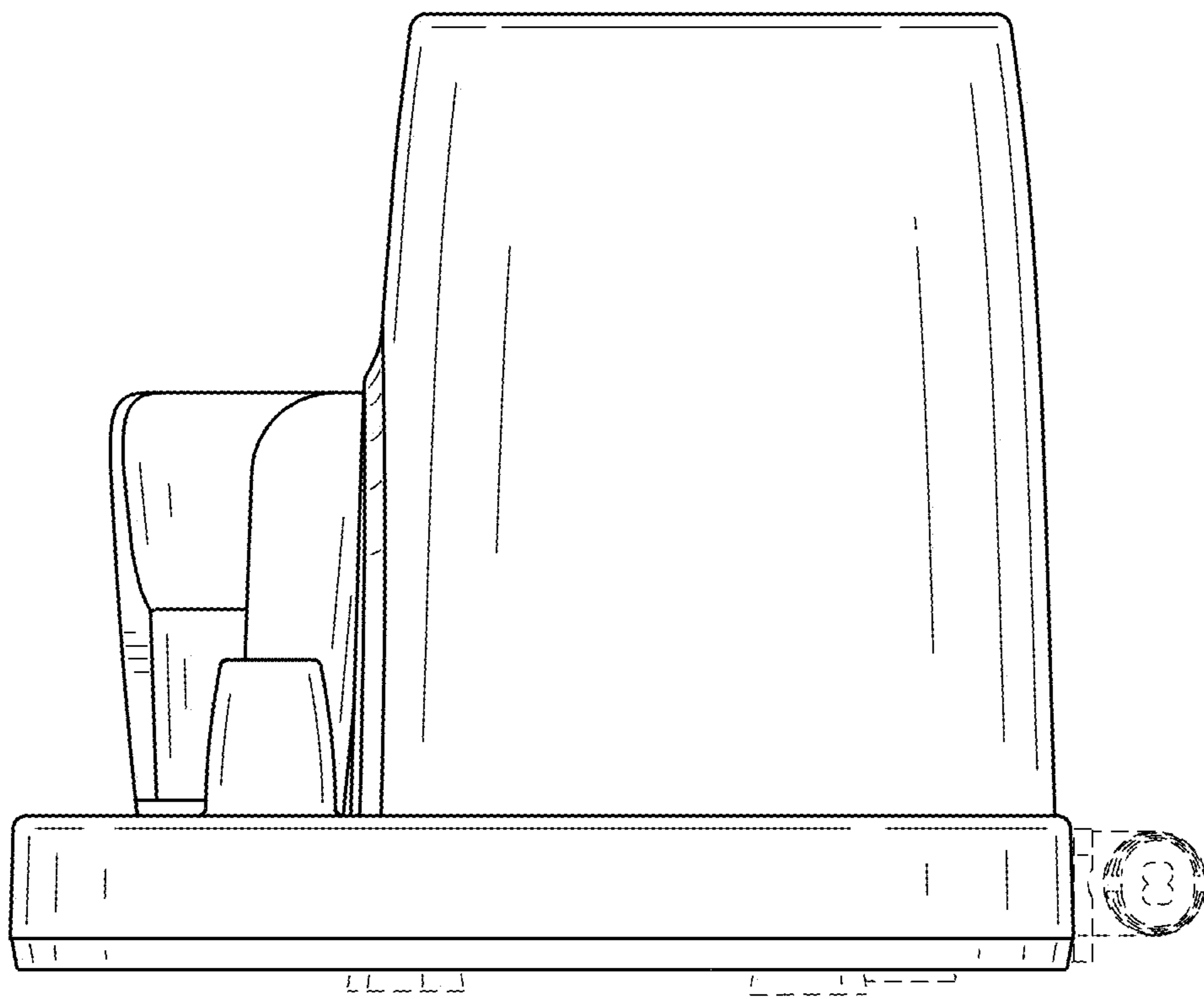


FIG. 5

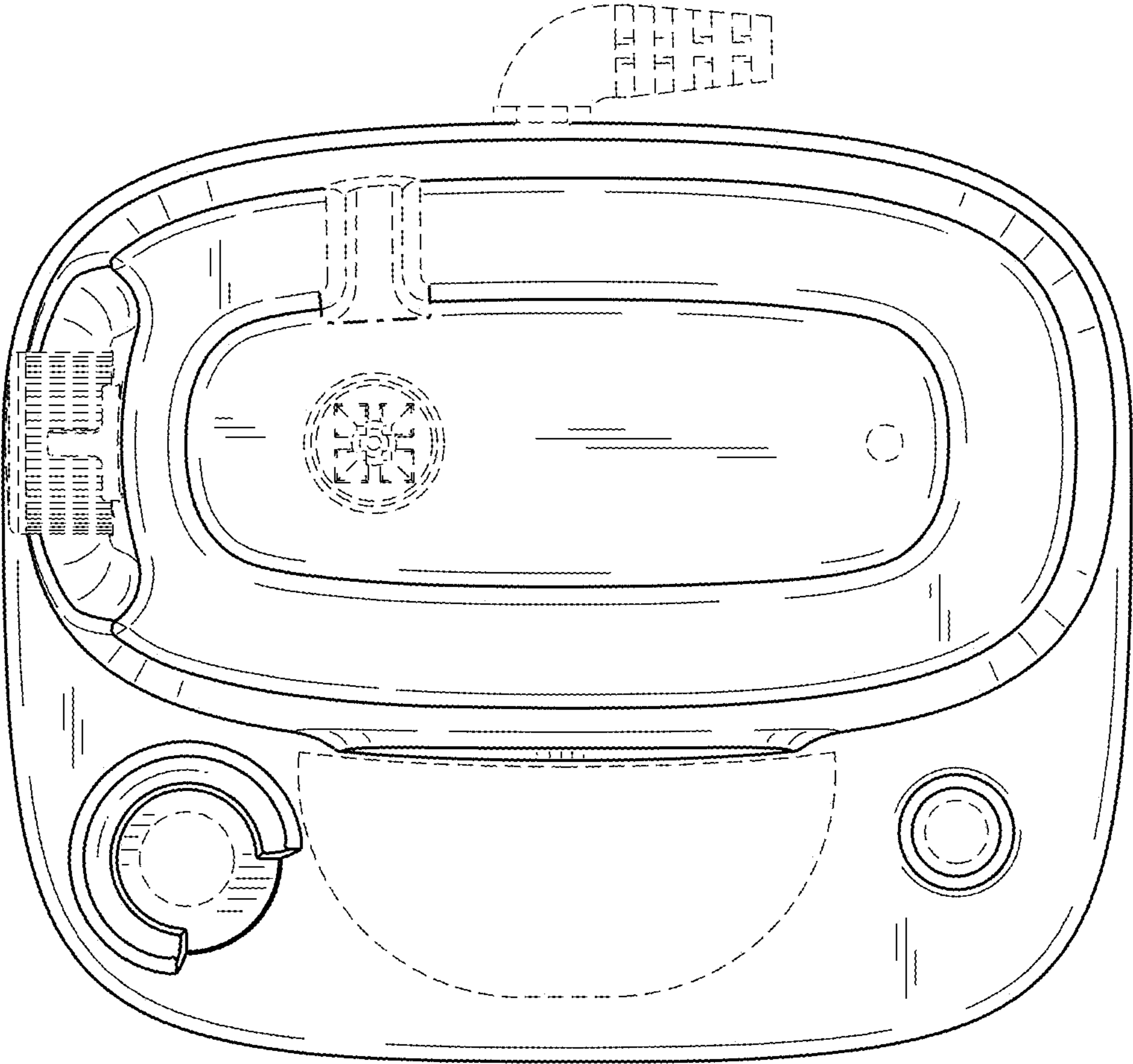


FIG. 6



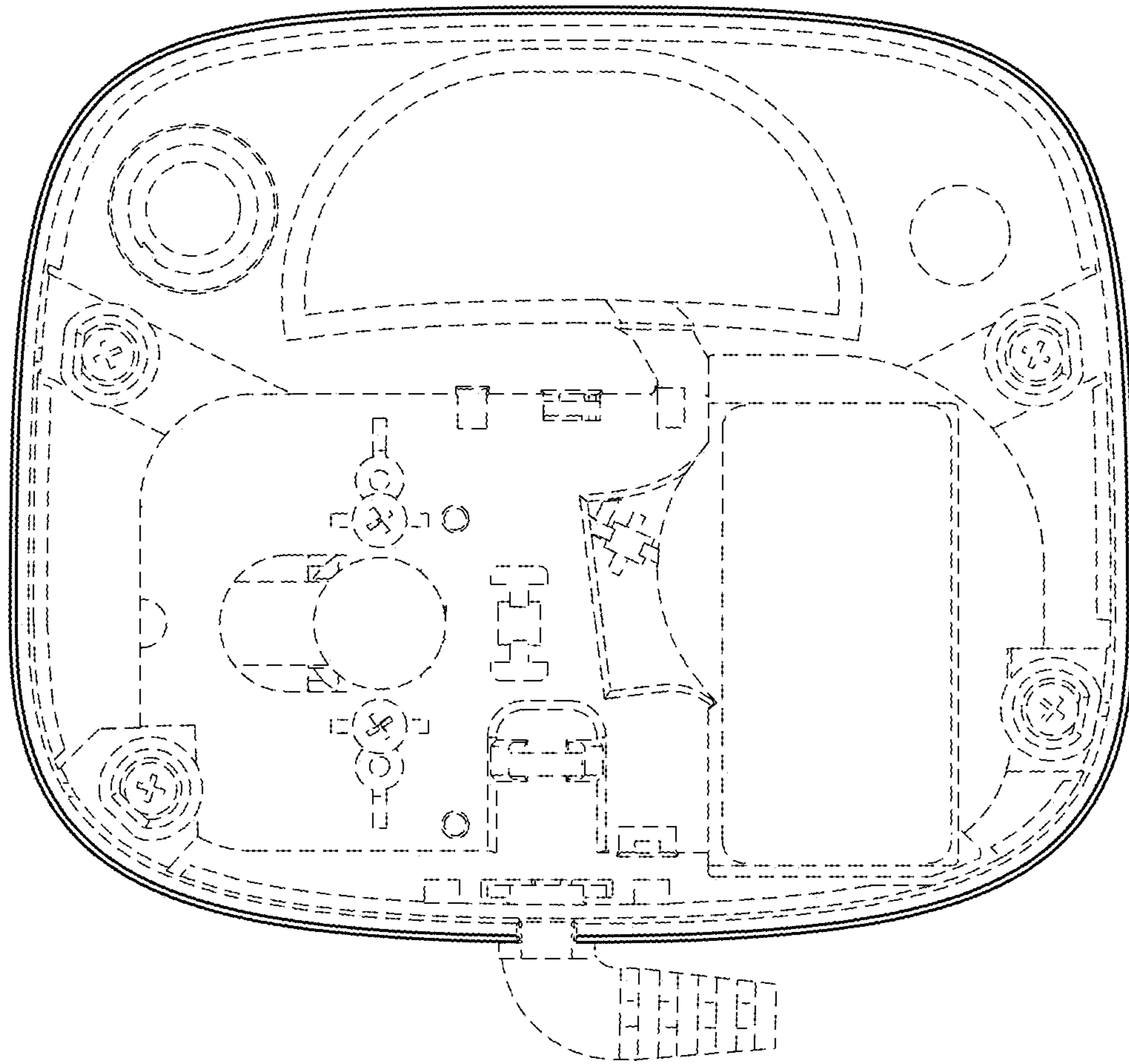


FIG. 7