



US00D907190S

(12) **United States Design Patent**
Nardella

(10) **Patent No.:** **US D907,190 S**
(45) **Date of Patent:** **** Jan. 5, 2021**

(54) **KILN BRICK PROTECTIVE COLLAR WITH APERTURES**

(71) Applicant: **Anthony Nardella**, Medford, MA (US)

(72) Inventor: **Anthony Nardella**, Medford, MA (US)

(**) Term: **15 Years**

(21) Appl. No.: **29/740,820**

(22) Filed: **Jul. 7, 2020**

Related U.S. Application Data

(63) Continuation-in-part of application No. 29/688,749, filed on Apr. 24, 2019, now Pat. No. Des. 889,628, and a continuation-in-part of application No. 29/688,750, filed on Apr. 24, 2019, now Pat. No. Des. 889,629, and a continuation-in-part of application No. 29/688,747, filed on Apr. 24, 2019, now Pat. No. Des. 892,297.

(51) **LOC (13) Cl.** **23-03**

(52) **U.S. Cl.**
USPC **D23/386**

(58) **Field of Classification Search**
USPC D23/393, 413, 351, 386; D24/128, 207; D17/20; D12/223, 196, 163, 159; D26/138; D9/707; D8/354, 499, 16; D6/682; D14/452
CPC . F27D 1/00; F27D 1/18; F27D 1/0003; F27B 17/0019; F27B 17/0041; F27B 7/28; F23D 14/76; F23D 14/78; B01J 7/00; B01J 19/26; C10J 3/74; C10J 3/506; C21C 5/44
See application file for complete search history.

(56) **References Cited**

U.S. PATENT DOCUMENTS

1,953,856 A * 4/1934 Heyman F27B 7/28
432/116
3,246,442 A * 4/1966 Sauer F27B 7/28
52/747.13

4,295,825 A 10/1981 Chielens et al.
4,370,128 A 1/1983 Chielens et al.
D307,946 S * 5/1990 Snow D26/138
D325,089 S * 3/1992 Shaw D24/206

(Continued)

FOREIGN PATENT DOCUMENTS

CN 303289956 * 11/2014
CN 303289956 7/2015

OTHER PUBLICATIONS

Vulcan Crucible Kiln, announced Date unavailable[online], [site visited May 2, 2020]. Available from internet, URL:<<https://www.artisansupplies.com.au/product/vulcan-crucible-kiln/>> (Year: 2020).*

(Continued)

Primary Examiner — Barbara Fox

Assistant Examiner — Jamaal Rasheed

(74) *Attorney, Agent, or Firm* — Thomas P. O’Connell;
O’Connell Law Firm

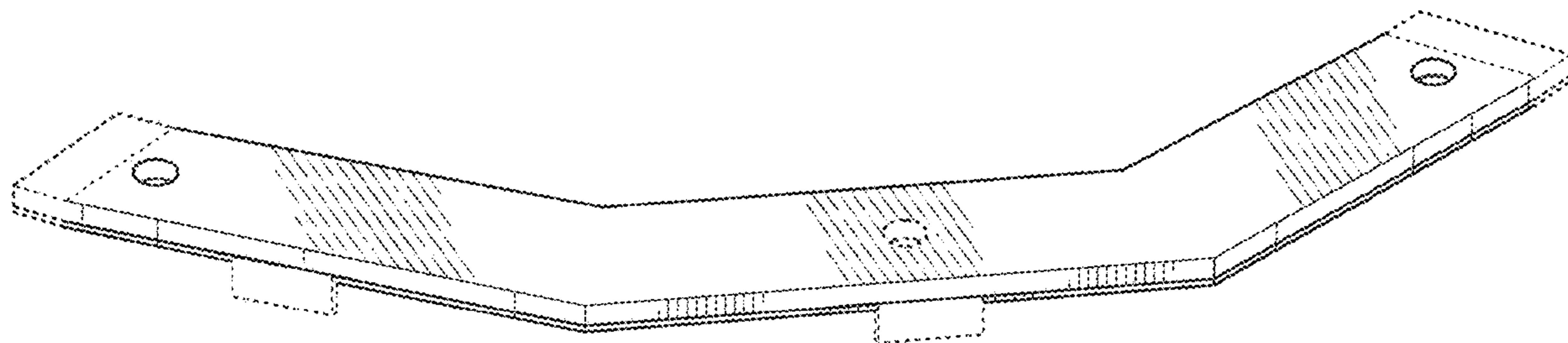
(57) **CLAIM**

The ornamental design for a kiln brick protective collar with apertures, as shown and described.

DESCRIPTION

FIG. 1 is a perspective view of a kiln brick protective collar with apertures showing my design;
FIG. 2 is a top plan view thereof;
FIG. 3 is a bottom plan view thereof;
FIG. 4 is a front elevation view thereof;
FIG. 5 is a rear elevation view thereof;
FIG. 6 is a right side elevation view thereof; and,
FIG. 7 is a left side elevation view thereof.
The broken lines in the drawings depict portions of the kiln brick protective collar with apertures that form no part of the claimed design.

1 Claim, 3 Drawing Sheets



(56)

References Cited

U.S. PATENT DOCUMENTS

5,193,998 A 3/1993 Hack et al.
D341,529 S * 11/1993 Jacobs D25/119
D353,892 S * 12/1994 Shaw D24/206
5,477,029 A 12/1995 Skutt et al.
5,734,149 A 3/1998 Skutt et al.
D397,667 S * 9/1998 White D12/223
5,910,006 A 6/1999 Conroy et al.
6,228,224 B1 * 5/2001 Brooker B01J 19/26
202/224
6,805,773 B1 10/2004 Brooker
D503,231 S * 3/2005 Daugherty D24/128
D508,516 S * 8/2005 Boone D17/20
7,458,809 B2 12/2008 Hohenshelt et al.
D635,064 S * 3/2011 Schachte D12/159
D636,927 S * 4/2011 Lin D26/138
D672,287 S * 12/2012 Noble D12/159
D685,253 S * 7/2013 Hiebert D8/354
8,523,563 B1 * 9/2013 Nardella F27B 17/0016
432/237
D713,765 S * 9/2014 Peltola D12/163
D714,134 S * 9/2014 Clisset D8/499

D727,819 S * 4/2015 Hopkins D12/196
D733,285 S * 6/2015 Ertel D23/393
D736,062 S * 8/2015 Ertel D8/354
D749,342 S * 2/2016 Escandon D6/682
D769,175 S * 10/2016 Aragon, Jr. D12/223
D786,419 S * 5/2017 Rindoks D23/386
D787,949 S * 5/2017 Andochick D9/707
D824,993 S * 8/2018 Trifilio D17/20
D846,320 S * 4/2019 Loy D6/682
D847,962 S * 5/2019 Shin D23/351
D879,941 S * 3/2020 McRoberts D23/413
2009/0042157 A1 2/2009 Kelly
2010/0021856 A1 1/2010 Couse et al.
2010/0209865 A1 8/2010 Watson et al.
2016/0146538 A1 * 5/2016 Mansur F27D 1/00
432/252

OTHER PUBLICATIONS

Vulcan Crucible Kiln, announced Oate unavailable[online], [site visited May 2, 2020]. Available from internet, URL:<<https://www.artisansupplies.com.au/product/vulcan-crucible-kiln/>> (Year: 2020).

* cited by examiner

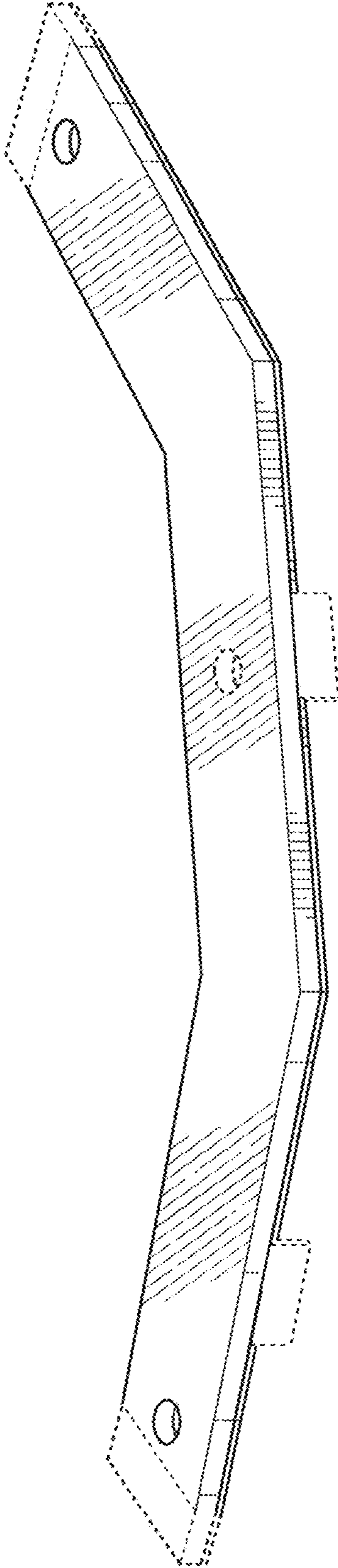


FIG. 1

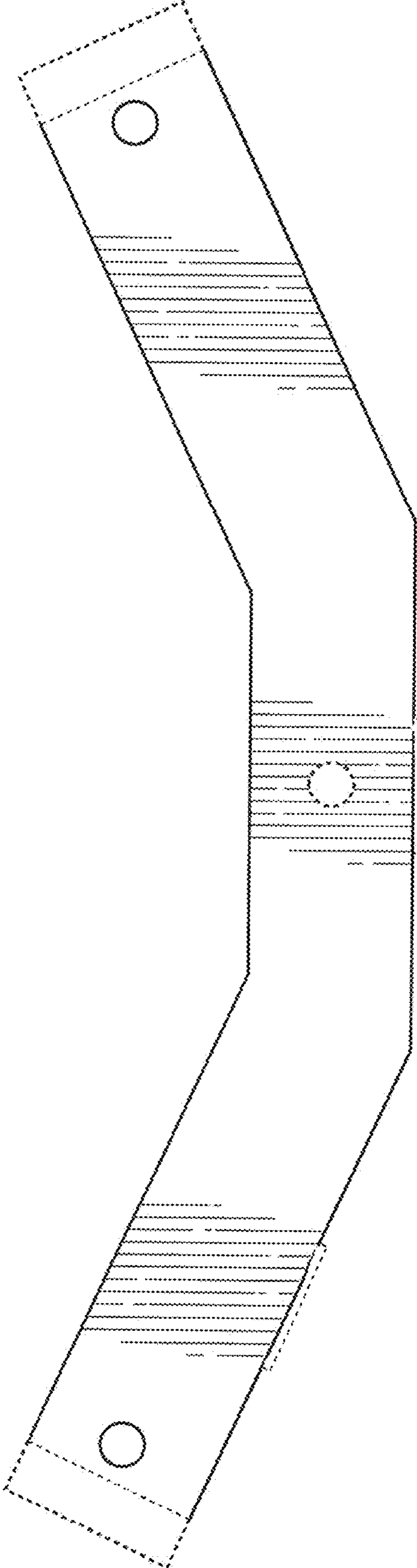


FIG. 2

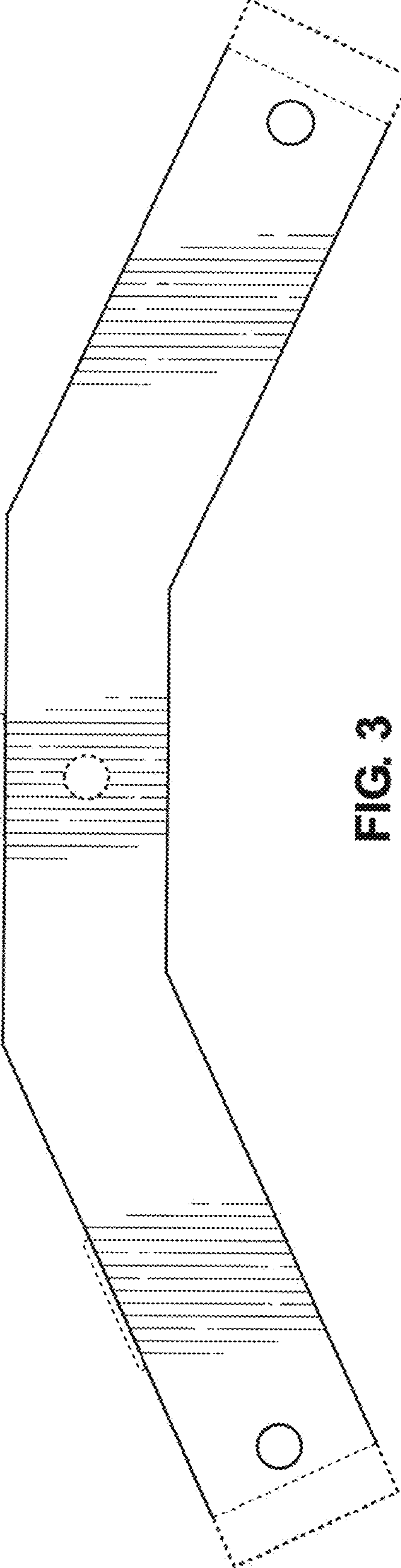


FIG. 3




FIG. 4




FIG. 5

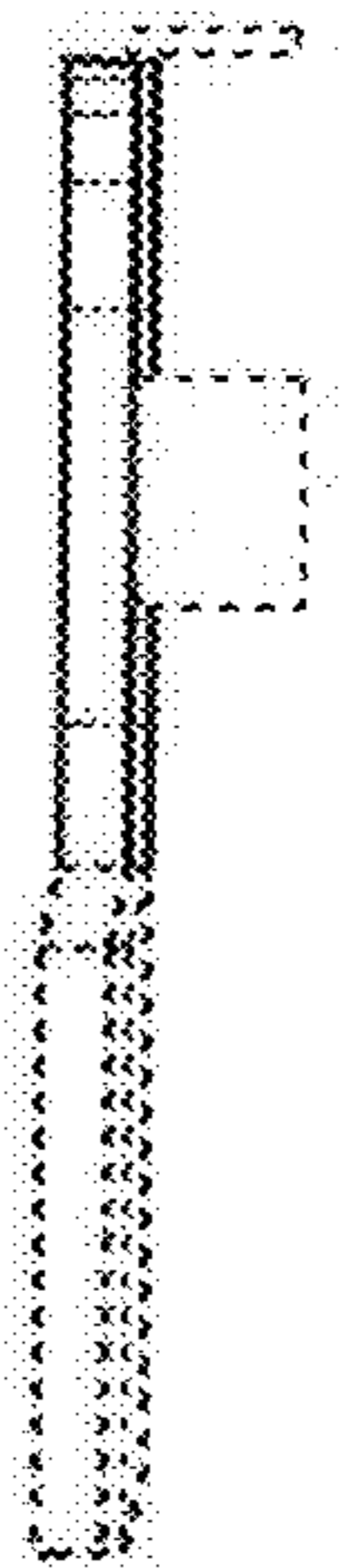


FIG. 6



FIG. 7