



US00D907183S

(12) **United States Design Patent** (10) **Patent No.:** **US D907,183 S**  
**Meda et al.** (45) **Date of Patent:** **\*\* Jan. 5, 2021**

(54) **AIR CONDITIONING APPARATUS**

D226,381 S 2/1973 Harty  
3,727,537 A 4/1973 Harty  
3,867,486 A 2/1975 Nagele  
3,974,755 A 8/1976 Honmann  
4,189,987 A 2/1980 Amberg et al.  
D257,637 S 12/1980 Armbruster  
4,262,212 A 4/1981 Jacob et al.

(71) Applicant: **Dometic Sweden AB**, Solna (SE)

(72) Inventors: **Samuele Meda**, Solna (SE); **Joakim Ahlström**, Täby (SE); **Bo David Larsson**, Årsta (SE)

(Continued)

(73) Assignee: **Dometic Sweden AB**, Solna (SE)

**FOREIGN PATENT DOCUMENTS**

(\*\*) Term: **15 Years**

AU 3067405 3/2016  
AU 201612249 5/2016

(21) Appl. No.: **29/604,433**

(Continued)

(22) Filed: **May 17, 2017**

**OTHER PUBLICATIONS**

(30) **Foreign Application Priority Data**

Transmittal Letter of Related Cases.

Nov. 23, 2016 (EM) ..... 003479179

(Continued)

(51) **LOC (13) Cl.** ..... **23-04**

*Primary Examiner* — Natasha Vujcic

(52) **U.S. Cl.**

(74) *Attorney, Agent, or Firm* — Middleton Reutlinger

USPC ..... **D23/354**

(58) **Field of Classification Search**

(57)

**CLAIM**

USPC ..... D23/333, 351–354, 388  
CPC .... F24F 1/00; F24F 1/0007; F24F 1/02; F24F 1/08; F24F 1/42; F24F 1/56; F24F 1/60; F24F 3/044; F24F 3/048; F24F 3/16; G05D 23/1905; G05D 23/1932; G05D 23/1902; G05D 23/1931; G05B 19/0426; G05B 19/409; G05B 15/02

The ornamental design for an air conditioning apparatus, as shown and described.

See application file for complete search history.

**DESCRIPTION**

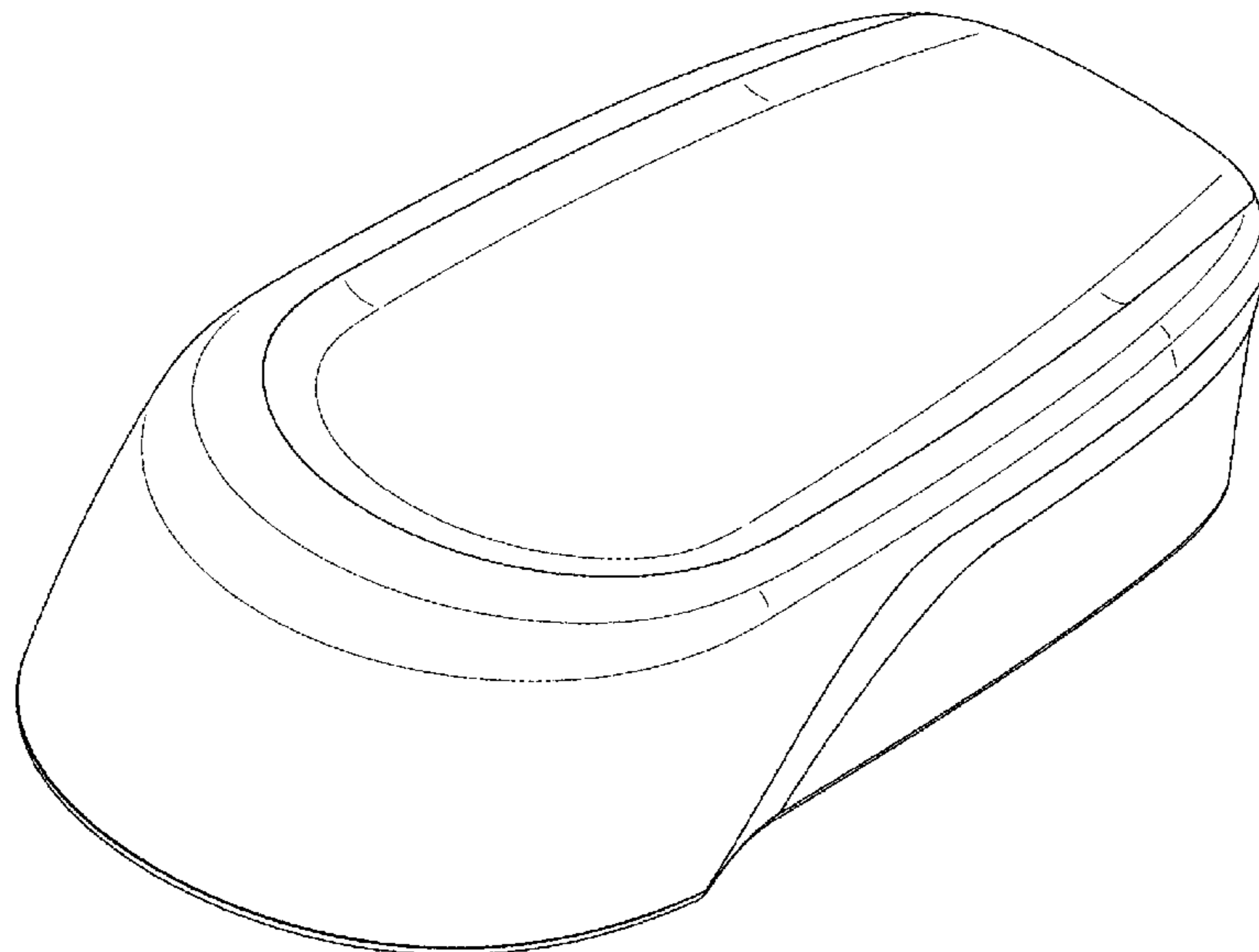
(56) **References Cited**

FIG. 1 is an upper perspective view of a design of an air conditioning apparatus;  
FIG. 2 is a left side elevation view of the design of FIG. 1, the unshown opposite, right side being a mirror image;  
FIG. 3 is a lower perspective view of the design of FIG. 1;  
FIG. 4 is a rear elevation view of the design of FIG. 1;  
FIG. 5 is a front elevation view of the design of FIG. 1;  
FIG. 6 is a top plan view of the design of FIG. 1; and,  
FIG. 7 is a bottom plan view of the design of FIG. 1.  
The broken lines in the drawings illustrate portions of the air conditioning apparatus which form no part of the claimed design.

**U.S. PATENT DOCUMENTS**

964,146 A 7/1910 Clark  
RE24,637 E 4/1959 Wulle  
2,973,795 A 3/1961 Wyman  
3,092,009 A 6/1963 Goettl  
3,115,082 A 12/1963 Sanoff  
3,528,359 A 9/1970 Sand  
3,680,468 A 8/1972 Schueler

**1 Claim, 7 Drawing Sheets**





(56)

References Cited

U.S. PATENT DOCUMENTS

2002/0170305 A1 11/2002 Nakajima  
 2003/0162492 A1 8/2003 Caferro et al.  
 2003/0220070 A1 11/2003 Orendorff et al.  
 2004/0005854 A1 1/2004 Shin  
 2004/0023089 A1 2/2004 Schiegl  
 2004/0038643 A1 2/2004 Katagiri et al.  
 2004/0072532 A1 4/2004 Cho  
 2004/0127152 A1 7/2004 Malott  
 2005/0087332 A1 4/2005 Umeo et al.  
 2005/0227609 A1 10/2005 Koessler  
 2006/0026936 A1 2/2006 Paumier et al.  
 2006/0052050 A1 3/2006 Malott et al.  
 2006/0083889 A1 4/2006 Schuckers  
 2007/0000265 A1 1/2007 McEnaney et al.  
 2007/0066215 A1 3/2007 Song et al.  
 2007/0131408 A1 6/2007 Zeigler et al.  
 2007/0157522 A1 7/2007 Hebert et al.  
 2007/0227693 A1 10/2007 Allen et al.  
 2007/0287374 A1 12/2007 Day et al.  
 2007/0298702 A1 12/2007 Boxum  
 2007/0299560 A1 12/2007 LaHue et al.  
 2008/0014852 A1 1/2008 Mielke et al.  
 2008/0029997 A1 2/2008 Wickelmaier et al.  
 2008/0034767 A1 2/2008 Ziehr et al.  
 2008/0146136 A1 6/2008 Degutis et al.  
 2008/0164850 A1 10/2008 Ayana et al.  
 2008/0314072 A1 12/2008 Plank et al.  
 2009/0098820 A1 4/2009 Yabu  
 2010/0089563 A1 4/2010 Sundhar  
 2010/0224754 A1 9/2010 Khan  
 2010/0288036 A1 11/2010 Volkwein  
 2011/0016894 A1 1/2011 Lemon et al.  
 2011/0067420 A1 3/2011 Alston et al.  
 2011/0302942 A1 12/2011 Birchard  
 2012/0210733 A1 8/2012 Kolavennu et al.  
 2012/0247131 A1 10/2012 Esch  
 2012/0324927 A1 12/2012 Suzuki  
 2013/0047648 A1 2/2013 Zeigler et al.  
 2013/0109294 A1 5/2013 Tolinski et al.  
 2013/0157557 A1 6/2013 Malott  
 2013/0205811 A1 8/2013 Esch  
 2014/0033742 A1 2/2014 Esch  
 2014/0110186 A1 4/2014 Aemisegger et al.  
 2014/0188313 A1 7/2014 Huang  
 2014/0223928 A1 8/2014 Esch  
 2014/0260393 A1 9/2014 Siddiqui  
 2015/0013781 A1 1/2015 Wickelmaier et al.  
 2015/0087216 A1 3/2015 Stover et al.  
 2015/0107814 A1 4/2015 Jeong  
 2015/0251521 A1 9/2015 Brauer et al.  
 2015/0352924 A1 12/2015 Allard  
 2016/0076271 A1 3/2016 Reinking  
 2016/0207372 A1 7/2016 Parry  
 2017/0052054 A1 2/2017 Merker et al.  
 2017/0100985 A1 4/2017 Johnson et al.  
 2017/0203632 A1 7/2017 Westendarp et al.  
 2017/0210205 A1 7/2017 Mosby  
 2017/0241561 A1 8/2017 Hoeflinger  
 2017/0355246 A1 12/2017 Mathe et al.  
 2018/0017256 A1 1/2018 Jaeger  
 2018/0017285 A1 1/2018 Armbruster et al.  
 2019/0047353 A1 2/2019 Williamson et al.  
 2019/0047354 A1 2/2019 Williamson et al.  
 2019/0315197 A1 10/2019 Williamson et al.

FOREIGN PATENT DOCUMENTS

AU 201613590 7/2016  
 AU 201613591 7/2016  
 AU 201613592 7/2016  
 AU 201613593 7/2016  
 AU 201712794 5/2017  
 AU 201712798 5/2017  
 AU 201911094 4/2019  
 AU 201912125 6/2019

CA	1011592	6/1977
CA	167431	3/2016
CA	172872	3/2016
CA	172873	3/2016
CA	172874	3/2016
CA	165232	5/2016
CA	165233	5/2016
CN	304097003 S	4/2017
CN	201630322524.2	4/2017
CN	304288703 S	9/2017
DE	1394024 U	12/1936
DE	2613666 A1	10/1977
DE	10140985 A1	3/2003
DE	10331044 B1	2/2005
DE	102007038716 A1	2/2009
DE	202009009910 U1	9/2009
DE	202011104885 U1	10/2011
DE	202012006081 U1	7/2012
DE	202012006084 U1	7/2012
DE	202012006085 U1	7/2012
DE	202012006086 U1	7/2012
DE	202012006087 U1	7/2012
DE	202012006089 U1	7/2012
DE	102011012089 A1	8/2012
DE	102011100182 A1	10/2012
DE	202013002717 U1	4/2013
DE	202013006209 U1	7/2013
DE	202011110687 U1	7/2015
DE	202014104787 U1	9/2015
DE	202016104120 U1	10/2017
EM	003323740	7/2016
EM	003421643	10/2016
EM	003479179	11/2016
EP	45491 B1	9/1983
EP	45946 B1	1/1984
EP	0180053	10/1985
EP	0064769	8/1986
EP	131872 B1	9/1987
EP	254760 B1	7/1990
EP	271783 B1	6/1991
EP	262546 B1	9/1991
EP	632237 B1	10/1997
EP	955529 A1	11/1999
EP	949455 B1	2/2002
EP	1079292 B1	5/2002
EP	1225090 A2	7/2002
EP	967435 B1	8/2003
EP	1386883 A1	2/2004
EP	926453 B1	4/2004
EP	1449690 A1	8/2004
EP	976990 B1	9/2004
EP	936420 B1	2/2005
EP	967436 B1	8/2005
EP	1108963 B1	9/2005
EP	1614559 A1	1/2006
EP	1621818 A1	2/2006
EP	855556 B1	5/2006
EP	1130338 B1	5/2006
EP	1156277 B1	6/2006
EP	1681517	7/2006
EP	1693623 A1	8/2006
EP	1681191 A3	5/2007
EP	1832452	9/2007
EP	1840459 A1	10/2007
EP	1848057 A1	10/2007
EP	1892473 A2	2/2008
EP	1714858 B1	3/2008
EP	1748188 B1	9/2008
EP	1702835 B1	12/2008
EP	1693095 B1	1/2009
EP	1816411 A3	2/2009
EP	1834564 A3	4/2009
EP	2051006 A1	4/2009
EP	2110614 A1	10/2009
EP	1886905 B1	3/2010
EP	2096340 B1	7/2010
EP	2208661 A1	7/2010
EP	1623858 B1	9/2010
EP	1752365 B1	9/2010

(56)

## References Cited

## FOREIGN PATENT DOCUMENTS

EP 1826041 B1 10/2010  
EP 2138386 B1 6/2011  
EP 2116771 B1 8/2011  
EP 2357899 A1 8/2011  
EP 2361947 A1 8/2011  
EP 1788320 B1 1/2012  
EP 2409903 A1 1/2012  
EP 1714859 B2 4/2012  
EP 1703355 B1 5/2012  
EP 2131172 B1 5/2012  
EP 1848058 B1 10/2012  
EP 1688656 B1 12/2012  
EP 2559978 A1 2/2013  
EP 2028419 A3 6/2013  
EP 2200114 B1 10/2013  
EP 2629273 A3 12/2013  
EP 2669124 A1 12/2013  
EP 2669154 A2 12/2013  
EP 2669155 A2 12/2013  
EP 2722203 A1 4/2014  
EP 2722215 A2 4/2014  
EP 2722219 A2 4/2014  
EP 2722262 A2 4/2014  
EP 2722263 A2 4/2014  
EP 2723044 A1 4/2014  
EP 2527173 B1 10/2014  
EP 2354653 B1 11/2014  
EP 2551173 B1 3/2015  
EP 2439434 B1 7/2015  
EP 2423019 B1 8/2015  
EP 2910457 A1 8/2015  
EP 2918483 A2 9/2015  
EP 2214239 B1 11/2015  
EP 2413409 B1 11/2015  
EP 2423013 B1 11/2015  
EP 2290290 B1 12/2015  
EP 2508397 B1 3/2016  
EP 3006863 A1 4/2016  
EP 3081463 A1 10/2016  
EP 3121042 A1 1/2017  
EP 3128299 A1 2/2017  
EP 3163741 A1 5/2017  
EP 3165433 A1 5/2017  
EP 3315880 A1 5/2018  
FR 2087220 12/1971  
FR 2825325 A1 12/2002  
GB 2297157 7/1996  
IN 52/2017 A 12/2017  
IT AP20030006 A1 2/2005  
IT 1314776 B1 5/2007  
IT 1343133 B 11/2007  
IT MO20060143 A1 11/2007  
IT RM20080283 A1 8/2008  
IT RM20080282 A1 11/2009  
IT PD20090020 A1 8/2010  
IT BO20090180 A1 9/2010  
IT MO20090109 A1 11/2010  
IT PI20110130 A1 5/2013  
IT PG2014A000058 2/2014  
JP 52137854 11/1977  
JP 2004125338 4/2004  
KR 2005119747 A 12/2005  
WO 1992020975 A1 11/1992  
WO 9965554 A1 12/1999  
WO 200211221 A2 2/2002  
WO 2004099681 11/2004  
WO 2005108882 A2 11/2005  
WO 2006025880 A2 3/2006  
WO 2007014721 A1 2/2007  
WO 2008154975 A1 12/2008  
WO 2011076355 A1 6/2011  
WO 2012119743 A1 9/2012  
WO 2013119489 A2 8/2013  
WO 2014143181 9/2014  
WO 15134185 9/2015

WO 2015191029 A1 12/2015  
WO 2017032698 A1 3/2017  
WO 2017087628 A1 5/2017  
WO 2017108289 A1 6/2017  
WO 2019097448 A1 5/2019

## OTHER PUBLICATIONS

10-Minute Tech, Trailer Life, Jul. 1996, pp. 69-70 dated Jul. 1, 1996.  
American RV Company, Dometic 459530 Duo Therm 13,500 BTU Brisk Air Conditioner High Efficiency Upper Unit Trailer Camper RV, Mar. 23, 2014 <https://web.archive.org/web/20140323013456/http://www.americanrvcompany.com/Dometic-459530-Duo-Therm-13500-BTU-Brisk-Air-Conditioner-High-Efficiency-Upper-Unit-Trailer-Camper-RV> Mar. 23, 2014.  
American RV Company, Dometic 541815 High Performance 13,500 BTU Air Conditioner Upper Unit CCC2 Required Electronics Pre-Installed Camper Trailer RV, <http://www.americanrvcompany.com/Dometic-541815-High-Performance-13500-BTU-Air-Conditioner-Upper-Unit-CCC2-Required-Electronics-Pre-Installed-Camper-Trailer-RV> Mar. 23, 2014.  
American RV Company, Dometic 541816 High Performance 15,000 BTU Air Conditioner Upper Unit CCC2 Required Electronics Pre-Installed Camper Trailer RV, <http://www.americanrvcompany.com/Dometic-541816-High-Performance-15000-BTU-Air-Conditioner-Upper-Unit-CCC2-Required-Electronics-Pre-Installed-Camper-Trailer-RV> Mar. 23, 2014.  
American RV Company, Dometic 541916 High Performance 15,000 BTU Air Conditioner Upper Unit Single Zone LCD Thermostat Required Electronics Pre-Installed Camper Trailer RV, <http://www.americanrvcompany.com/Dometic-541916-High-Performance-15000-BTU-Air-Conditioner-Upper-Unit-Single-Zone-LCD-Thermostat-Required-Electronics-Pre-Installed-Camper-Trailer-RV>.  
American RV Company, Dometic 551816 High Performance 15,000 BTU Heat Pump for Comfort Control Center II Camper Trailer RV, <http://www.americanrvcompany.com/Dometic-551816-High-Performance-15000-BTU-Heat-Pump-for-Comfort-Control-Center-II-Camper-Trailer-RV> Mar. 23, 2014.  
Australian Patent Application 2017220186 entitled "Parking Cooler" filed Jan. 11, 2017.  
Chinese Patent Application 201710040123.1 entitled "Parking Cooler" filed Jan. 18, 2017.  
European Patent Application 17152275.8 entitled "Parking Cooler" filed Jan. 19, 2017.  
Canadian Patent Application 2,906,348 entitled "Modular Air Grill Assembly" as filed Sep. 14, 2016 (national stage entry date).  
Canadian Intellectual Property Office, Office Action for App. No. 167431 dated Oct. 8, 2016.  
Dirna Bergstrom: Parking Coolers—No-Idle Electrical A/C—MiniCool Compact 1.4; <http://www.dirna.com/parking-coolers-no-idle-electrical-ac-compact/> Mar. 17, 2015.  
Dirna Bergstrom: Slim Cool; <http://www.dirna.com/files/dirna-manuals/220RE00183.pdf> May 21, 2014.  
Dometic Corporation, Dometic High Performance Air Conditioners, 2 pages, Jan. 1, 2011.  
Dometic Duo-Therm, p. 140.  
Dometic Group: "Climate Control", <http://www.dometic.com/enus/Americas/USA/RV-Products/climate>, 2 pages.  
Dometic Waeco Coolair RT 880; <http://www.dometic.co.uk/product/waeco-coolair-rt-880-2/> May 14, 2015.  
Eberspacher Cooltronic Parking Coolers with High Efficiency with the Engine Off; <http://www.eberspacher.com/products/air-conditioning/cooltronic-truck-parking-coolers.html> Jun. 23, 2015.  
European Design Patent Application No. 003300219 entitled "Air Shroud Assembly" filed Jul. 8, 2016.  
Indelb; WO Oblo'; Sleeping Well Oblo; [http://www.indelb.com/products/parking\\_air\\_cooler/sleeping\\_well/sw\\_oblo](http://www.indelb.com/products/parking_air_cooler/sleeping_well/sw_oblo) Apr. 1, 2016.  
International Search Report and Written Opinion for PCT/US2013/065458 dated Jan. 29, 2014.  
Design U.S. Appl. No. 29/542,555 entitled "Modular Air Grill Design" filed Oct. 15, 2015.  
Design U.S. Appl. No. 29/552,019 entitled "Air Shroud Assembly" dated Jan. 19, 2016.

(56)

**References Cited**

## OTHER PUBLICATIONS

Design U.S. Appl. No. 29/581,176 entitled "Air-Conditioning Unit" dated Oct. 17, 2016.

Design U.S. Appl. No. 29/594,476 entitled "Shroud Assembly" filed Feb. 17, 2017.

Design U.S. Appl. No. 29/573,473 entitled "Recreational Vehicle Air-Conditioning Unit" filed Aug. 5, 2016.

Webasto; Rooftop air conditioning systems: Rooftop 3.5-9.9 kw; <http://www.eberspacher.com/products/air-conditioning/cooltronic-truck-parking-coolers.html> May 14, 2014.

Webasto; Truck parking cooler: Cool Top Vario 10 E; <http://www.webasto.com/gb/markets-products/truck/air-conditioning/products/cool-top-vario/> Apr. 25, 2016.

YouTube; Viesla Kompressor; <https://www.youtube.com/watch?v=SPK17XEvVL0> May 22, 2012 ([https://www.google.com/?gws\\_rd=ssl#q=https://www.youtube.com/watch?v%3DSPK17XEvVL0&spf=1495819902591](https://www.google.com/?gws_rd=ssl#q=https://www.youtube.com/watch?v%3DSPK17XEvVL0&spf=1495819902591)).

Design U.S. Appl. No. 29/682,265, filed Mar. 4, 2019.

International Search Report and Written Opinion for International Application No. PCT/IB2018/059001, dated Feb. 21, 2019.

Italian Application No. 102019000014247 filed on Aug. 7, 2019.

EU Design Patent Application No. 005630522-0001-005630522-0003 filed on Sep. 5, 2018.

Italian Search Report and Written Opinion for Italian Application No. IT201700131339 dated Aug. 3, 2018.

Notification to Grant Patent Right for CN Design application 201930080443.X.

Chinese Patent Application 201930080443.X filed on Feb. 28, 2019.

Italian Application No. 102017000131339 filed on Nov. 16, 2017.

EU Design Patent Application No. 000371653-0001-000371653-0007 filed on Jul. 11, 2005.

EU Design Patent Application No. 000665609-0001-000665609-00020 filed on Feb. 7, 2007.

EU Design Patent Application No. 000965843-0001-000965843-0004 filed on Jul. 7, 2008.

EU Design Patent Application No. 000990270-0001-000990270-0003 filed on Aug. 22, 2008.

EU Design Patent Application No. 001662826-0001-001662826-0005 filed on Jan. 29, 2010.

EU Design Patent Application No. 001765082-0001-001765082-0002 filed on Oct. 7, 2010.

EU Design Patent Application No. 001906751-0001-001906751-0024 filed on Aug. 22, 2011.

EU Design Patent Application No. 001964909-0001-001964909-0018 filed on Dec. 19, 2011.

EU Design Patent Application No. 001966136-0001-001966136-0004 filed on Dec. 21, 2011.

EU Design Patent Application No. 002081919-0001-002081919-0002 filed on Jul. 31, 2012.

EU Design Patent Application No. 002088500-0001-002088500-0004 filed on Aug. 16, 2012.

Design U.S. Appl. No. 29/660,094, filed Aug. 17, 2018.

Design U.S. Appl. No. 29/620,394, filed Oct. 4, 2017.

Design U.S. Appl. No. 29/645,887, filed Apr. 30, 2018.

U.S. Appl. No. 62/819,711, filed Mar. 18, 2019.

Design U.S. Appl. No. 29/677,547, filed Jan. 22, 2019.

U.S. Appl. No. 16/744,584, filed Jan. 16, 2020.

Restriction Requirement dated Apr. 13, 2020, received for Design U.S. Appl. No. 29/682,265, filed Mar. 4, 2019.

Italian Search Report and Written Opinion for Italian Application No. IT201900014247 dated Apr. 14, 2020.

Truma., "Aventa Comfort (Australia) Operating Instructions Installation Instructions," 2013, pp. 1-16.

German Application No. 102020209854.9 filed on Aug. 5, 2020.

Notice of Allowance in U.S. Appl. No. 29/682,265 dated Aug. 10, 2020.

Notice of Allowance in U.S. Appl. No. 29/682,265 dated Aug. 27, 2020.

Notice of Allowance in U.S. Appl. No. 29/682,265 dated Oct. 23, 2020.

\* cited by examiner

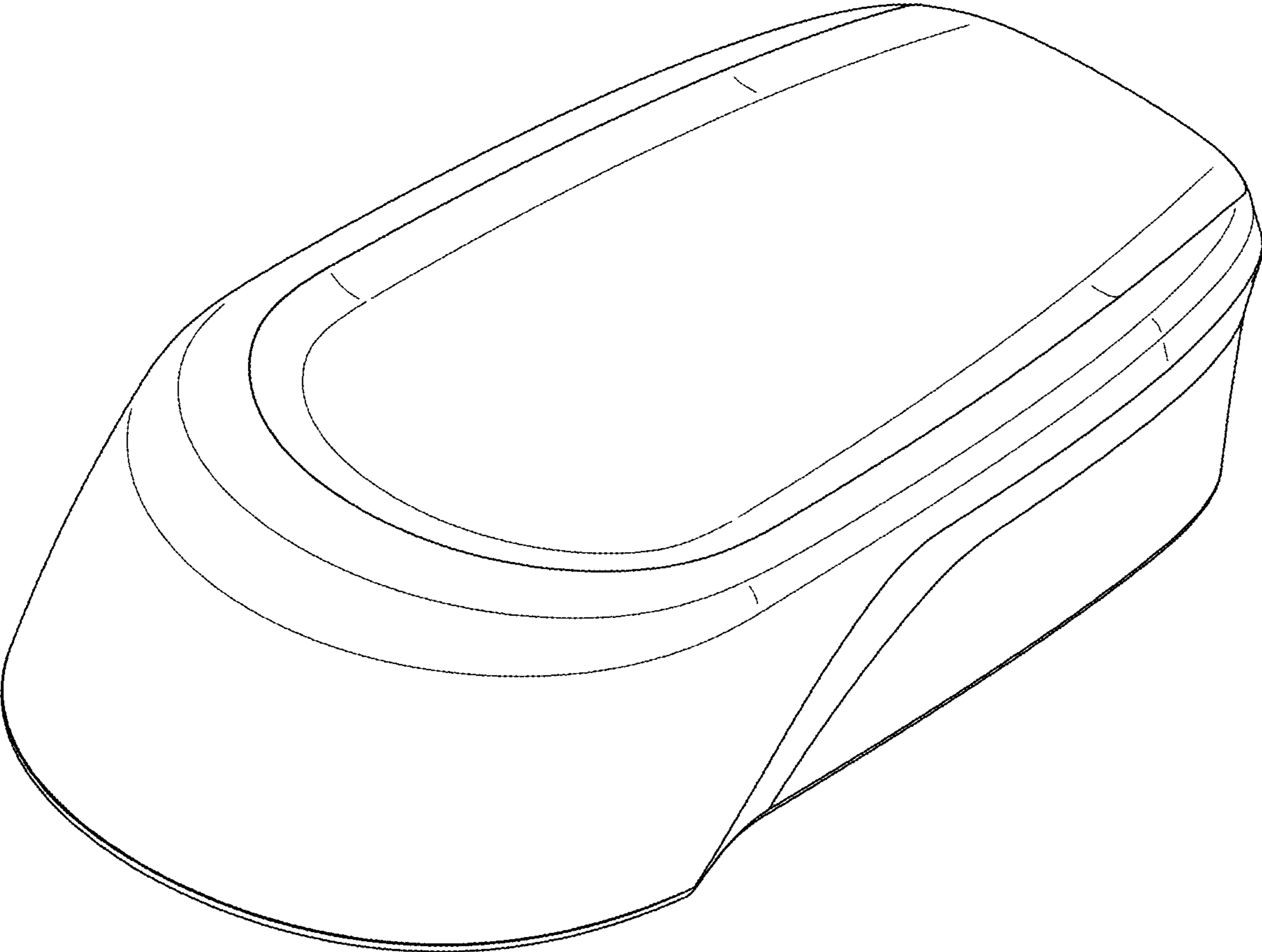
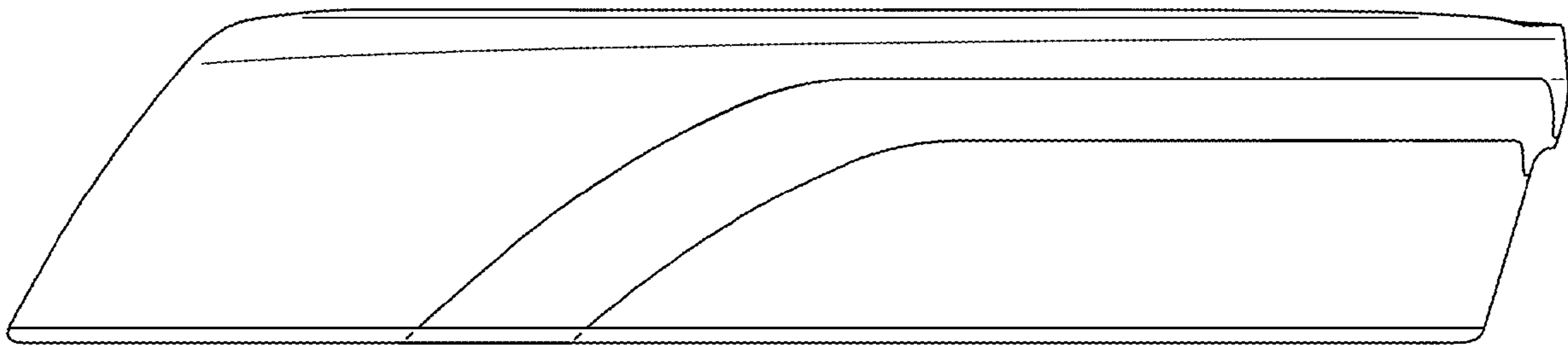


FIG. 1



*FIG. 2*

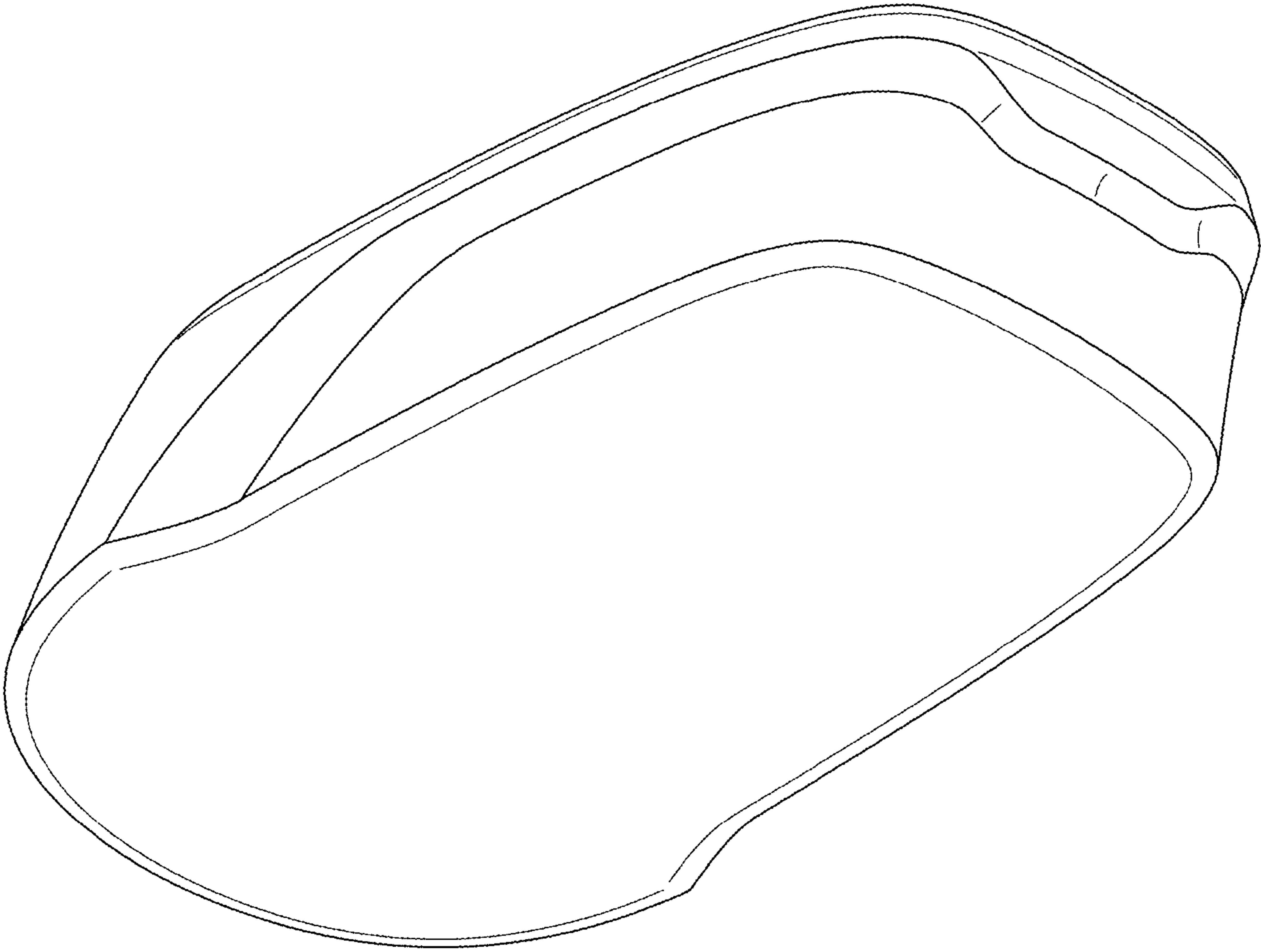
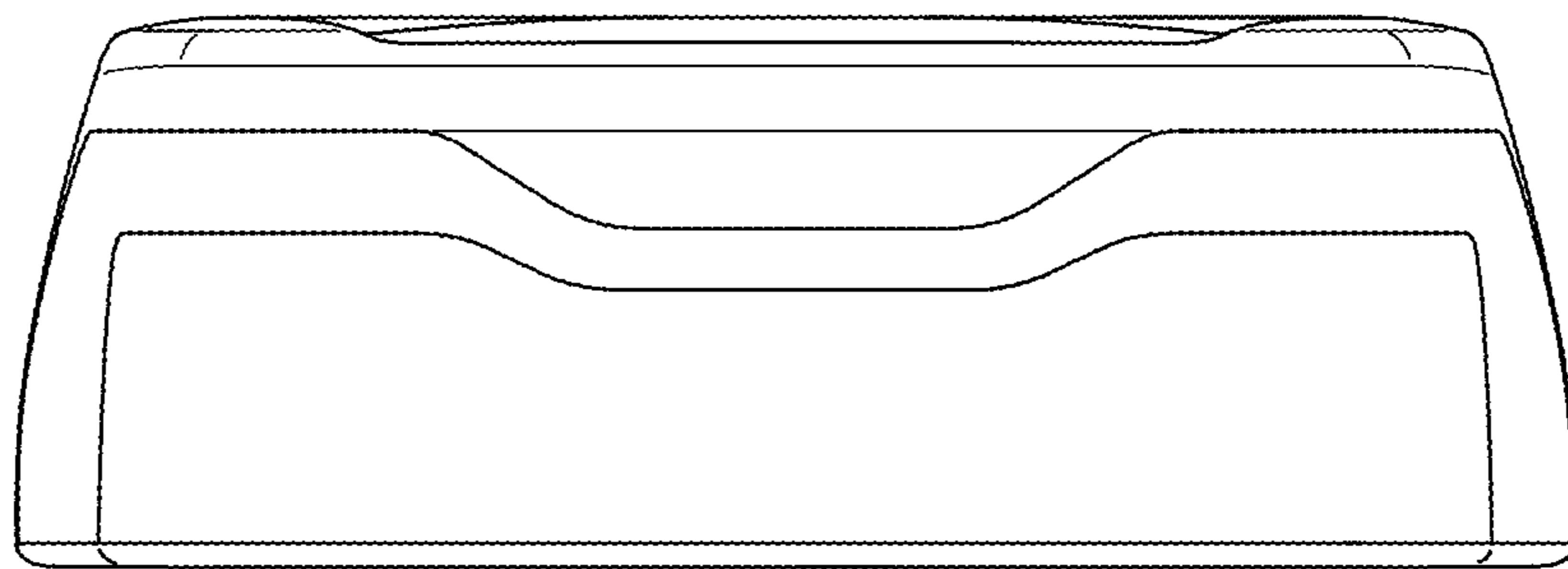



FIG. 3

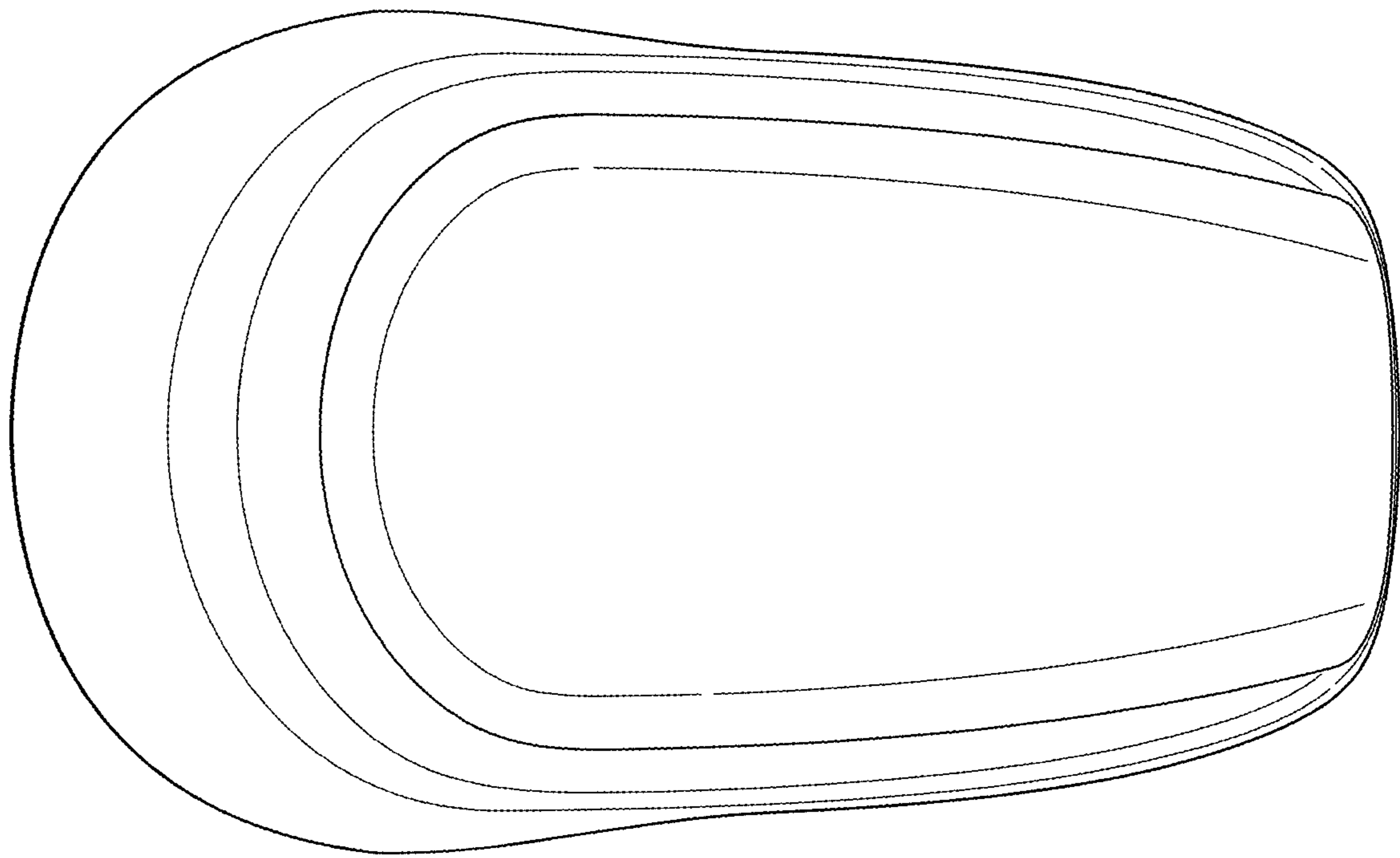




*FIG. 4*



*FIG. 5*



*FIG. 6*

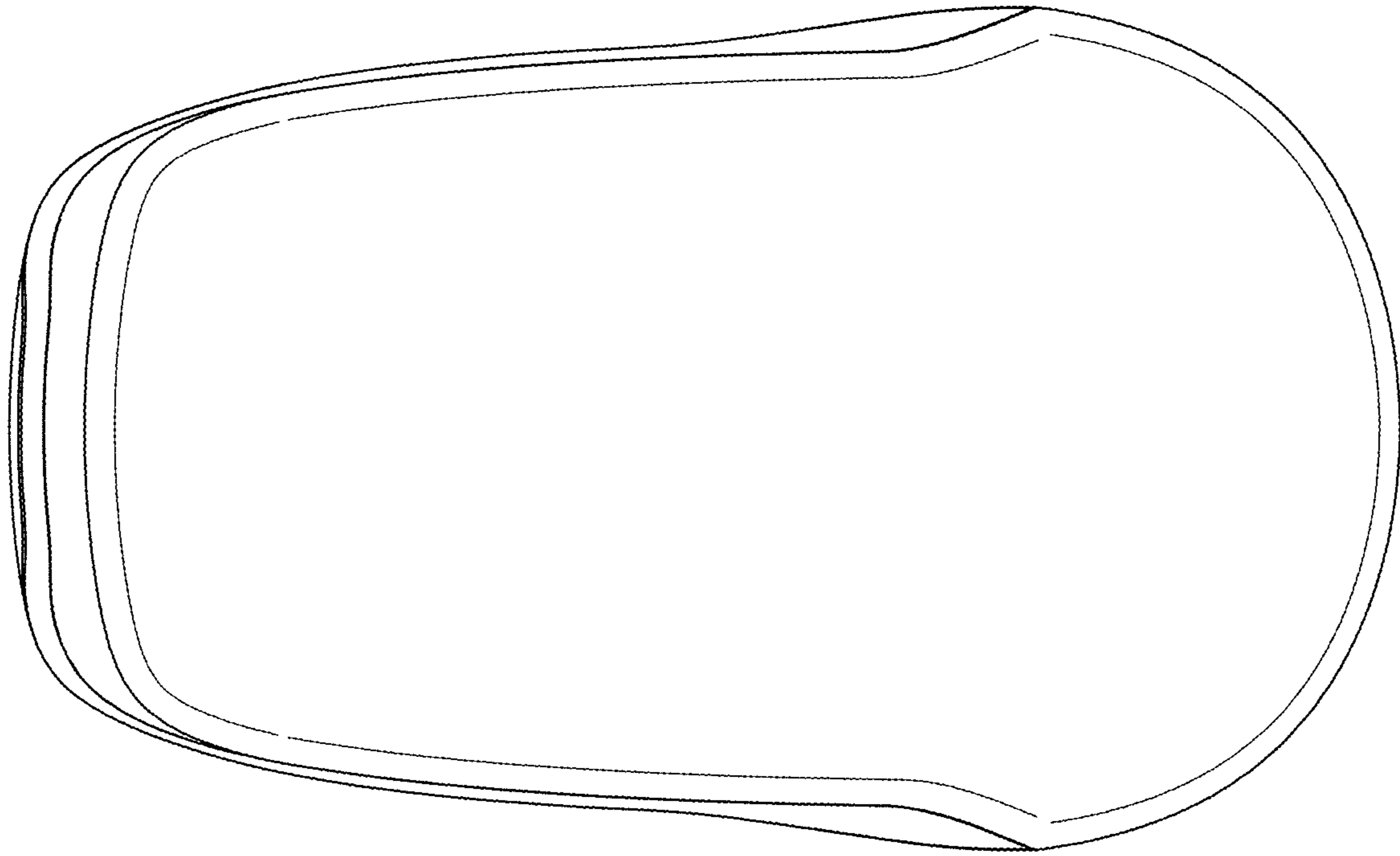


FIG. 7