



US00D907155S

(12) **United States Design Patent** (10) **Patent No.:** **US D907,155 S**  
**Senchuk** (45) **Date of Patent:** **\*\* Jan. 5, 2021**

(54) **OPEN-TOP TENT**

FOREIGN PATENT DOCUMENTS

(71) Applicant: **Earl Senchuk**, Marquette, MI (US)

CN 302342210 \* 3/2013  
CN 305505102 \* 12/2019

(72) Inventor: **Earl Senchuk**, Marquette, MI (US)

(\*\*) Term: **15 Years**

(21) Appl. No.: **29/678,030**

(22) Filed: **Jan. 25, 2019**

(51) **LOC (13) Cl.** ..... **21-04**

(52) **U.S. Cl.**  
USPC ..... **D21/837**; D21/838

(58) **Field of Classification Search**  
USPC ..... D21/834, 835, 836, 837, 838, 839, 840;  
D25/22, 56, 61; D12/404; 135/88.13,  
135/96, 124, 125, 148  
CPC ..... E04H 15/32; E04H 15/34; E04H 15/48;  
E04H 15/324; E04H 15/06; E04H 15/006;  
E04H 15/40; E04H 15/00; E04H 15/42;  
E04H 15/54; E04H 15/12; E04H 15/56;  
E04H 15/20; A47D 13/063

See application file for complete search history.

OTHER PUBLICATIONS

6 Angle Folding Tent, 6 legs pop up gazebo tents, round ez up canopy, First Available Date Jul. 12, 2016 [Online], [Site visited Jun. 3, 2020] Available From Internet, URL:<<http://www.worldpepei.com/Product-156.html>> (Year: 2016).\*

(Continued)

*Primary Examiner* — Sandra Snapp

*Assistant Examiner* — Donald B Rose, Jr.

(74) *Attorney, Agent, or Firm* — Mitchell Law PLLC;  
Matthew W. Mitchell

(57) **CLAIM**

The ornamental design for an open-top tent, as shown and described.

(56) **References Cited**

U.S. PATENT DOCUMENTS

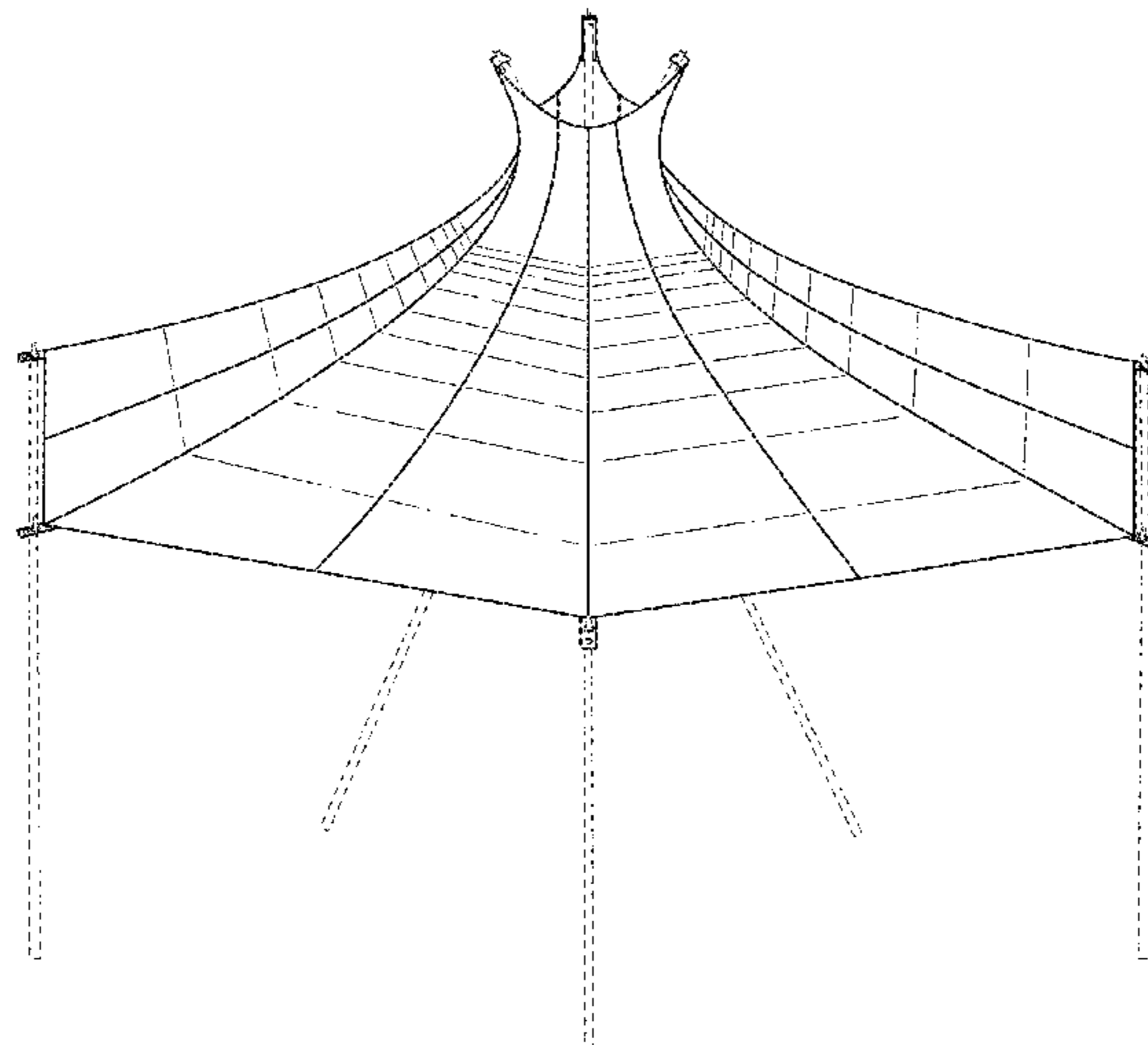
2,677,384 A \* 5/1954 Luisada ..... E04H 15/44  
135/123  
D224,073 S \* 6/1972 Nohmura ..... D21/837  
D307,311 S \* 4/1990 Dalland ..... D21/837  
D316,288 S \* 4/1991 Lynch ..... D21/837  
D316,441 S \* 4/1991 Dalland ..... D21/837  
D323,868 S \* 2/1992 Dalland ..... D21/837  
D326,133 S \* 5/1992 Lynch ..... D21/837  
D326,494 S \* 5/1992 Dalland ..... D21/837  
D333,875 S \* 3/1993 Jones ..... D21/837  
D337,144 S \* 7/1993 Spaulding ..... D21/837  
D383,187 S \* 9/1997 Dalland ..... D21/837  
D435,883 S \* 1/2001 Laosunthara ..... D21/834  
D438,589 S \* 3/2001 Brown ..... D21/837  
6,196,245 B1 \* 3/2001 Eastman ..... E04H 15/44  
135/121  
D470,560 S \* 2/2003 Han ..... D21/837

(Continued)

**DESCRIPTION**

FIG. 1 is a side elevation view of an open-top tent, which illustrates my design;  
FIG. 2 is a top perspective view thereof;  
FIG. 3 is an additional top perspective view thereof;  
FIG. 4 is an enlarged fragmentary bottom plan view of the central portion of the open-top tent;  
FIG. 5 is an enlarged fragmentary top perspective view of the central portion of the open-top tent; and,  
FIG. 6 is an enlarged fragmentary top perspective view of one of the six identical side corners thereof.  
The dot-dashed lines around the outer edges in FIGS. 4-6 are boundary lines and form no part of the claimed design. The evenly spaced broken lines showing tent poles in FIGS. 1-6 form no part of the claimed design.

**1 Claim, 6 Drawing Sheets**



(56)

**References Cited**

U.S. PATENT DOCUMENTS

D543,255 S \* 5/2007 Lerner ..... D21/837  
D560,265 S \* 1/2008 Dalland ..... D21/837  
D649,616 S \* 11/2011 Bandini ..... D21/837  
D649,617 S \* 11/2011 Bandini ..... D21/837  
D670,003 S \* 10/2012 Lovley, II ..... D21/837  
D718,403 S \* 11/2014 Jin ..... D21/837  
2009/0253359 A1 \* 10/2009 Smith ..... F23J 11/10  
454/42  
2010/0006131 A1 \* 1/2010 Liu ..... E04H 15/50  
135/143  
2015/0267436 A1 \* 9/2015 Groesel ..... E04H 15/10  
135/124  
2017/0247904 A1 \* 8/2017 Grahm ..... E04H 15/16  
2018/0142493 A1 \* 5/2018 Choi ..... E04H 15/50

OTHER PUBLICATIONS

Cool Spot 6 Sided Hexagon Pop Up Gazebo Tent w/Mosquito Netting, Earliest Review Date May 26, 2020 [Online], [Site visited Jun. 3, 2020] Available From Internet, URL:<[https://www.amazon.com/COOL-Spot-Hexagon-Mosquito-Netting/dp/B081N78D6S/ref=sr\\_1\\_6?dchild=1&keywords=Popup+Gazebo&qid=1591204283&sr=8-6](https://www.amazon.com/COOL-Spot-Hexagon-Mosquito-Netting/dp/B081N78D6S/ref=sr_1_6?dchild=1&keywords=Popup+Gazebo&qid=1591204283&sr=8-6)> (Year: 2020).\*

\* cited by examiner

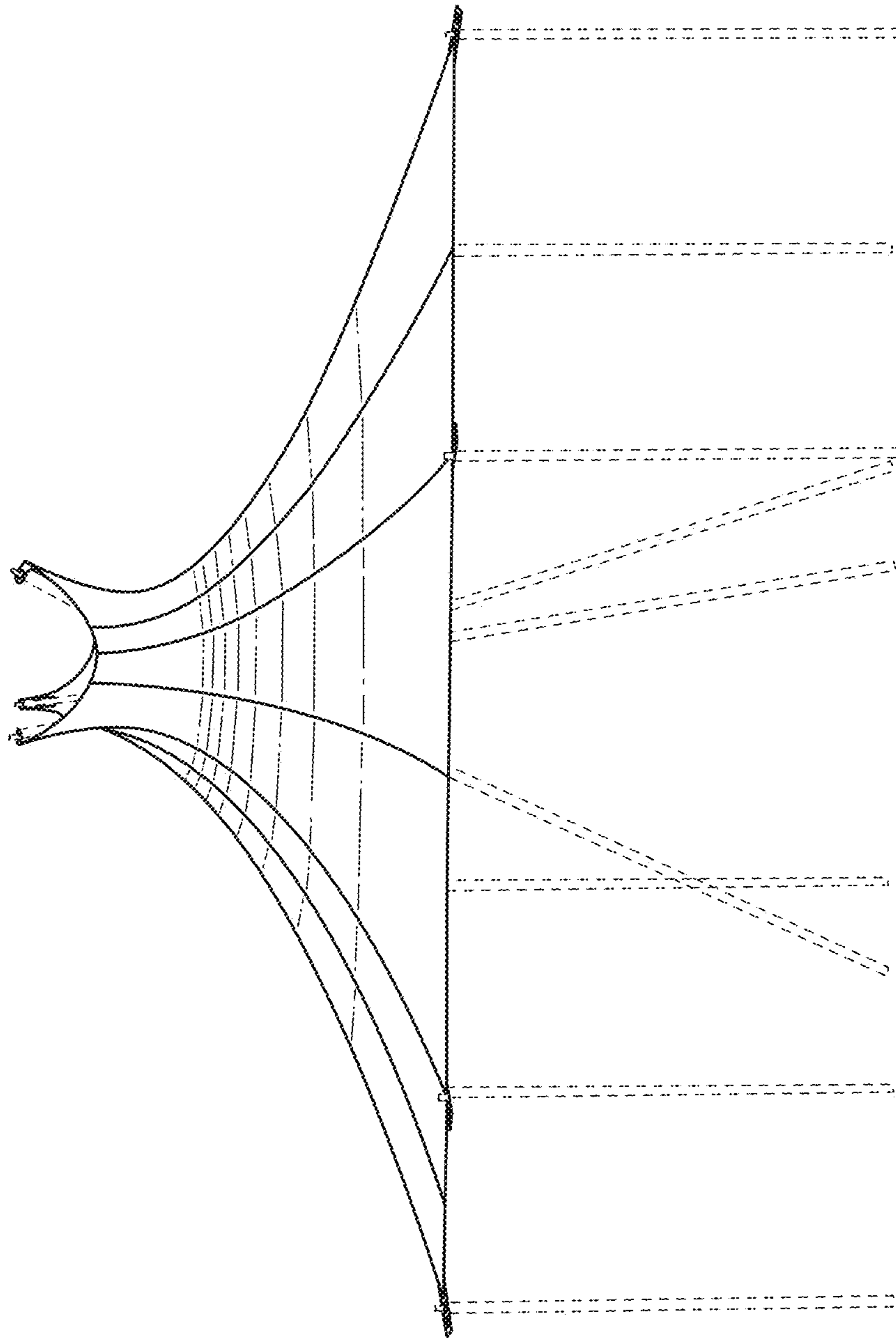


FIG. 1

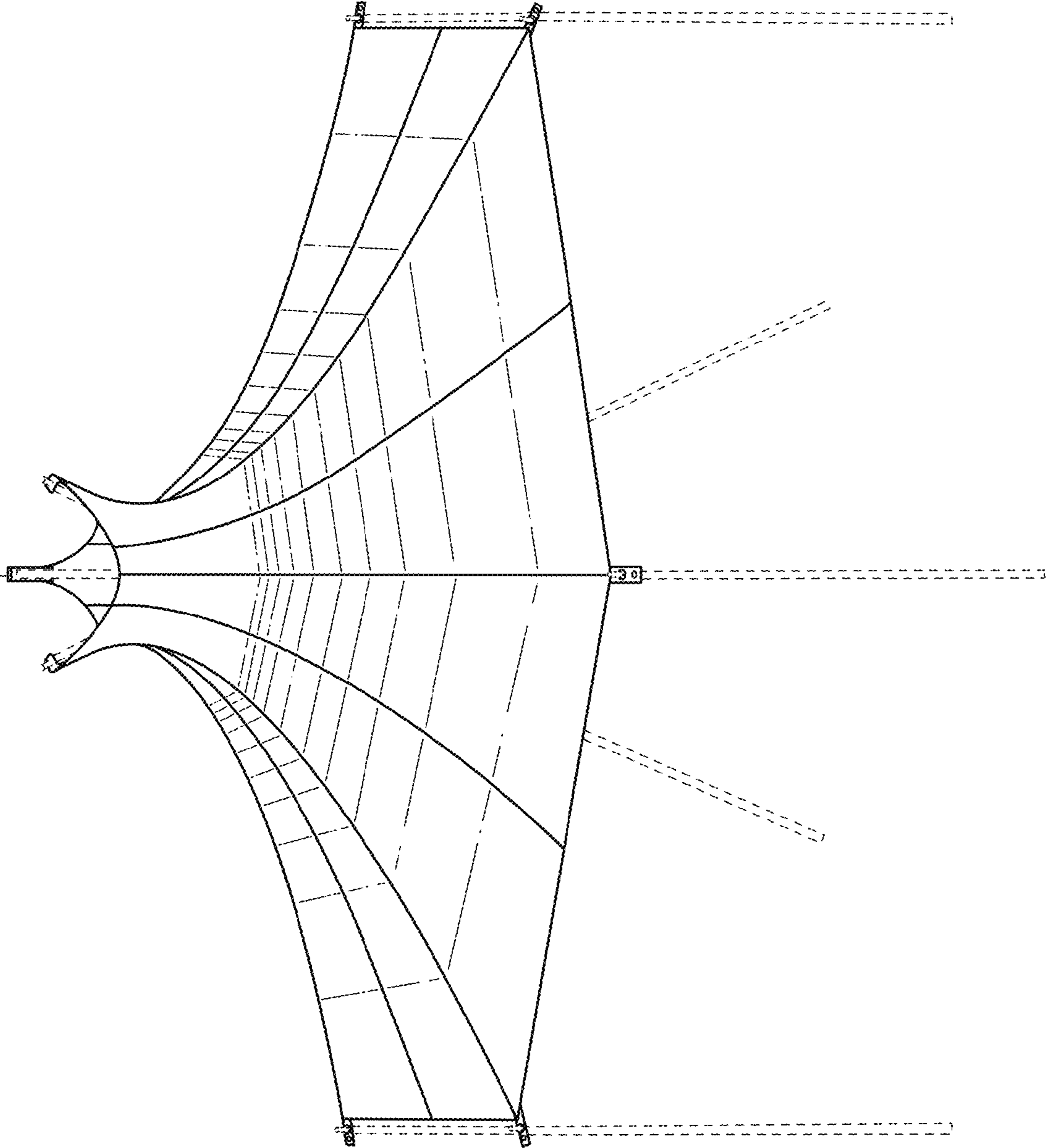


FIG. 2

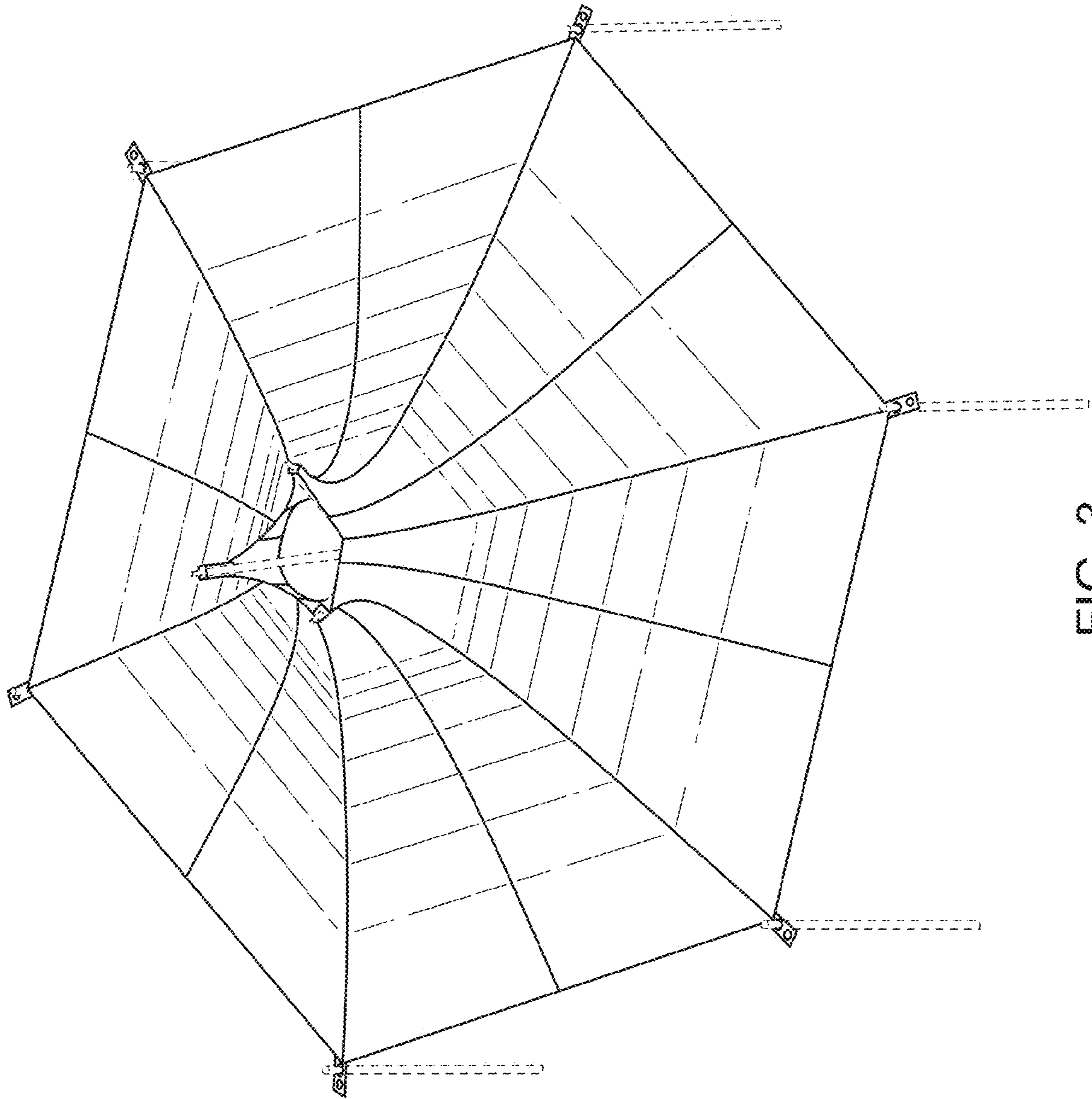


FIG. 3

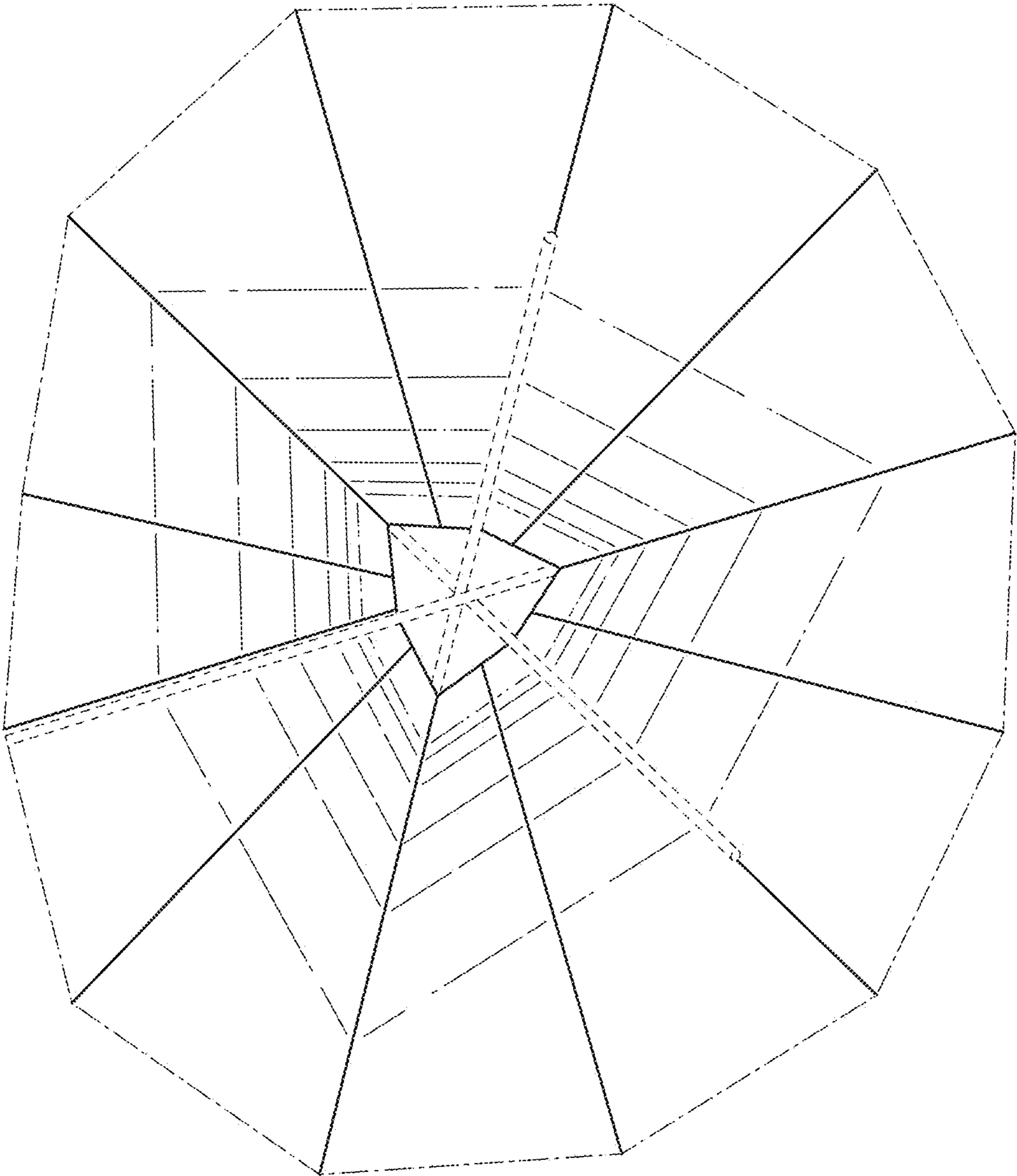


FIG. 4

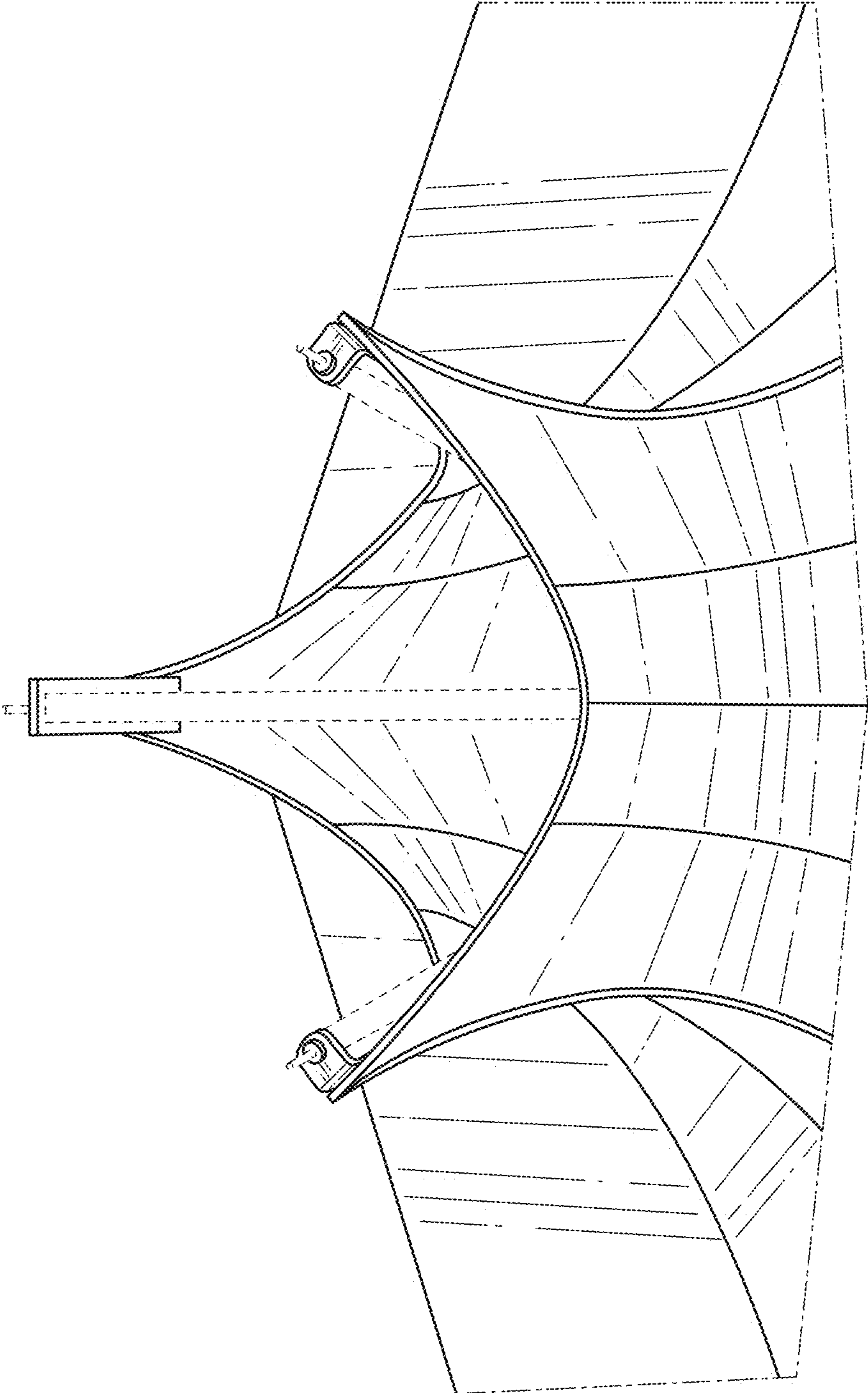


FIG. 5

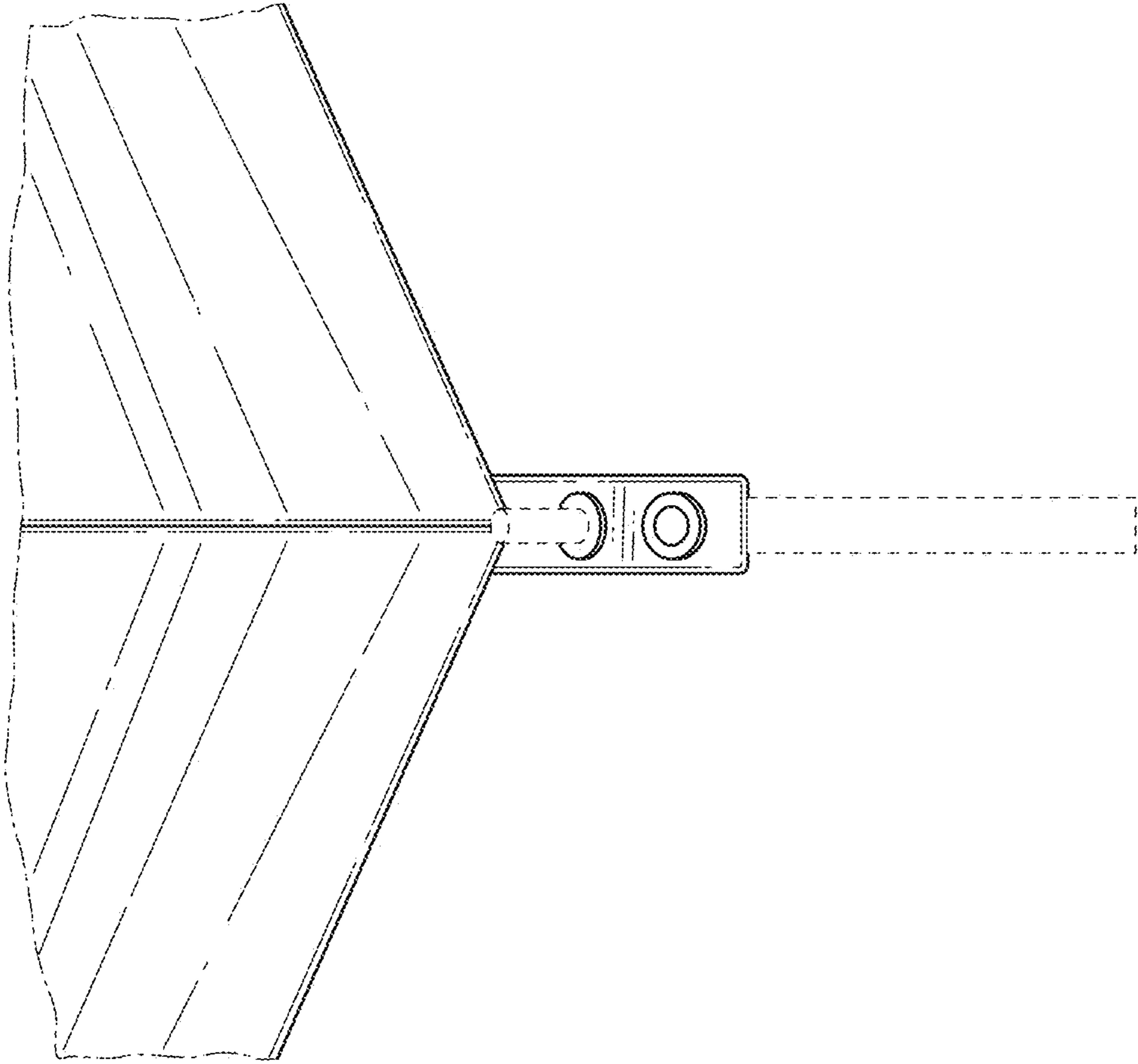


FIG. 6