



US00D907140S

(12) **United States Design Patent**  
**Page**

(10) **Patent No.:** **US D907,140 S**  
(45) **Date of Patent:** **\*\* \*Jan. 5, 2021**

(54) **PLUSH TOY**

(71) Applicant: **Miss Money Honey Consulting LLC**,  
Houston, TX (US)

(72) Inventor: **Rebecca Ann Page**, Houston, TX (US)

(\* ) Notice: This patent is subject to a terminal disclaimer.

(\*\*) Term: **15 Years**

(21) Appl. No.: **29/706,339**

(22) Filed: **Sep. 19, 2019**

(51) **LOC (13) Cl.** ..... **21-01**

(52) **U.S. Cl.**  
USPC ..... **D21/621; D21/630; D21/645; D21/647;**  
**D21/648; D21/649; D21/576**

(58) **Field of Classification Search**  
USPC ..... **D21/576, 621, 623-625, 630-631, 645,**  
**D21/647, 648, 649; D20/31; D11/160**  
CPC ..... **A63H 7/00**  
See application file for complete search history.

(56) **References Cited**

**U.S. PATENT DOCUMENTS**

D255,476 S *	6/1980	Cox	.....	D21/626
D283,520 S *	4/1986	Cortez	.....	D21/646
D286,422 S *	10/1986	Dickerson	.....	D21/626
D352,320 S *	11/1994	Hallman	.....	D21/626
D353,634 S *	12/1994	Walsh	.....	D21/626
D407,041 S *	3/1999	Bloemer Gerth	.....	D11/128
D417,707 S *	12/1999	Gilford	.....	D21/626
D489,100 S *	4/2004	Pino	.....	D21/623
D491,236 S *	6/2004	Brown	.....	D21/626
D518,120 S *	3/2006	James	.....	D11/128

D652,459 S *	1/2012	Adinolfi	.....	D21/626
D739,898 S *	9/2015	McBride	.....	D21/626
D740,376 S *	10/2015	Rehkemper	.....	D21/649
D769,988 S *	10/2016	Gibson	.....	D21/648

**OTHER PUBLICATIONS**

“Miss Honey Money” Aug. 6, 2019, site visited Jul. 6, 2020:  
<https://web.archive.org/web/20190806212123/http://www.missmoneymoney.com/buy.php> (Year: 2019).\*

\* cited by examiner

*Primary Examiner* — Michael C Stout

*Assistant Examiner* — Melvin L Davis

(74) *Attorney, Agent, or Firm* — Gordon G. Waggett, P.C.

(57) **CLAIM**

The ornamental design of a plush toy, as shown and described.

**DESCRIPTION**

FIG. 1 shows a front, right side perspective view of a plush toy showing the new design;  
FIG. 2 shows a rear, left side perspective view of the plush toy;  
FIG. 3 shows a front elevation view of the plush toy;  
FIG. 4 shows a rear elevation view of the plush toy;  
FIG. 5 shows a right side elevation view the of the plush toy; the left side elevation view is a mirror image of the right side elevation view;  
FIG. 6 shows a top view of the plush toy; and,  
FIG. 7 shows a bottom view of the plush toy.  
The broken lines represent environmental structure which forms no part of the claimed design.

**1 Claim, 6 Drawing Sheets**







FIG. 1






FIG. 2





FIG. 3



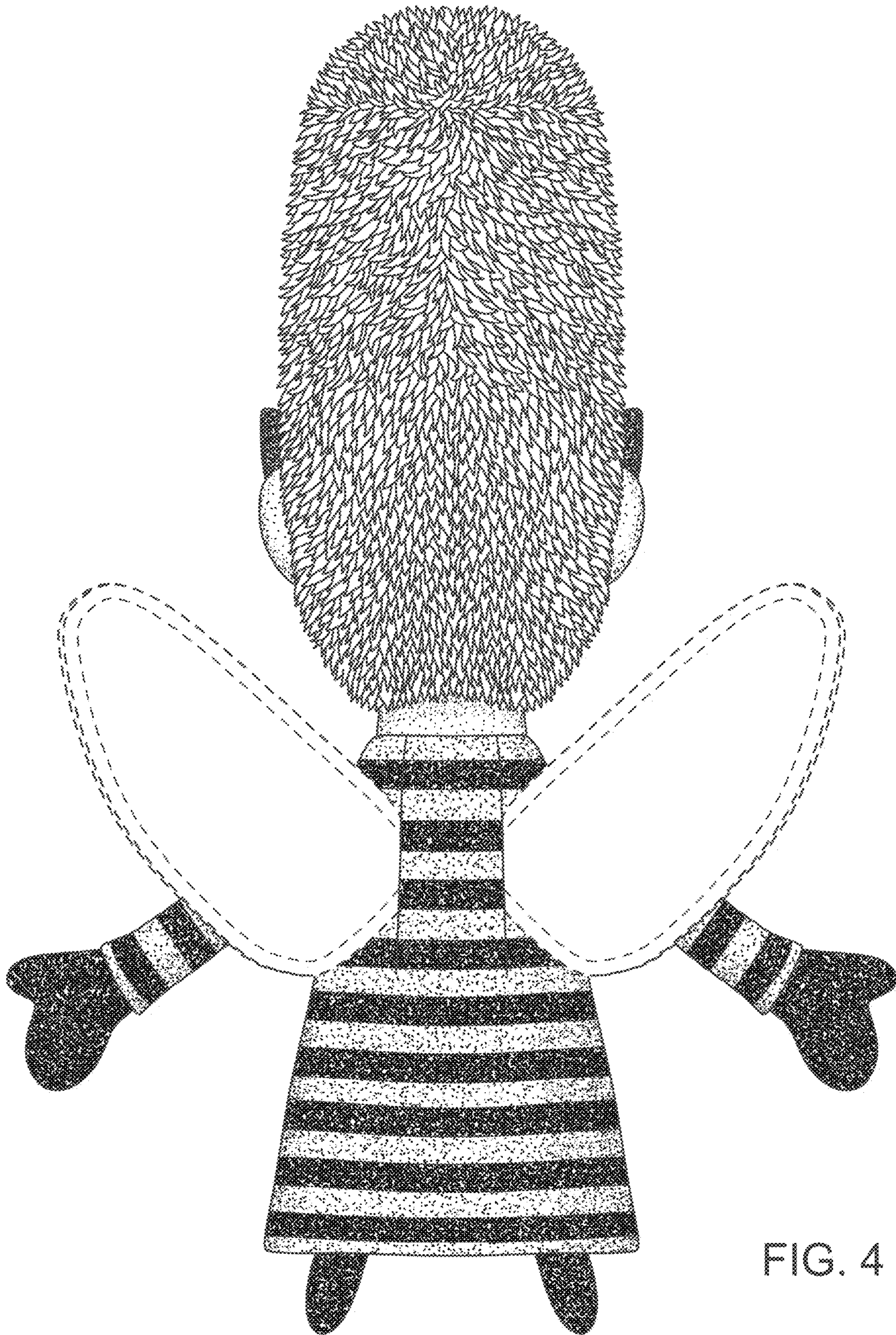


FIG. 4



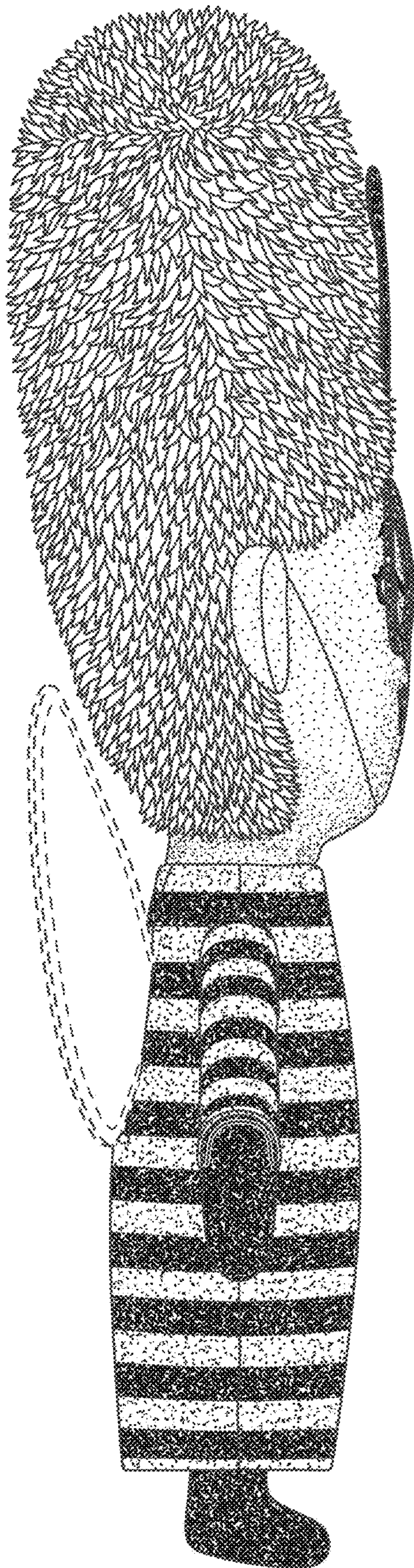


FIG. 5



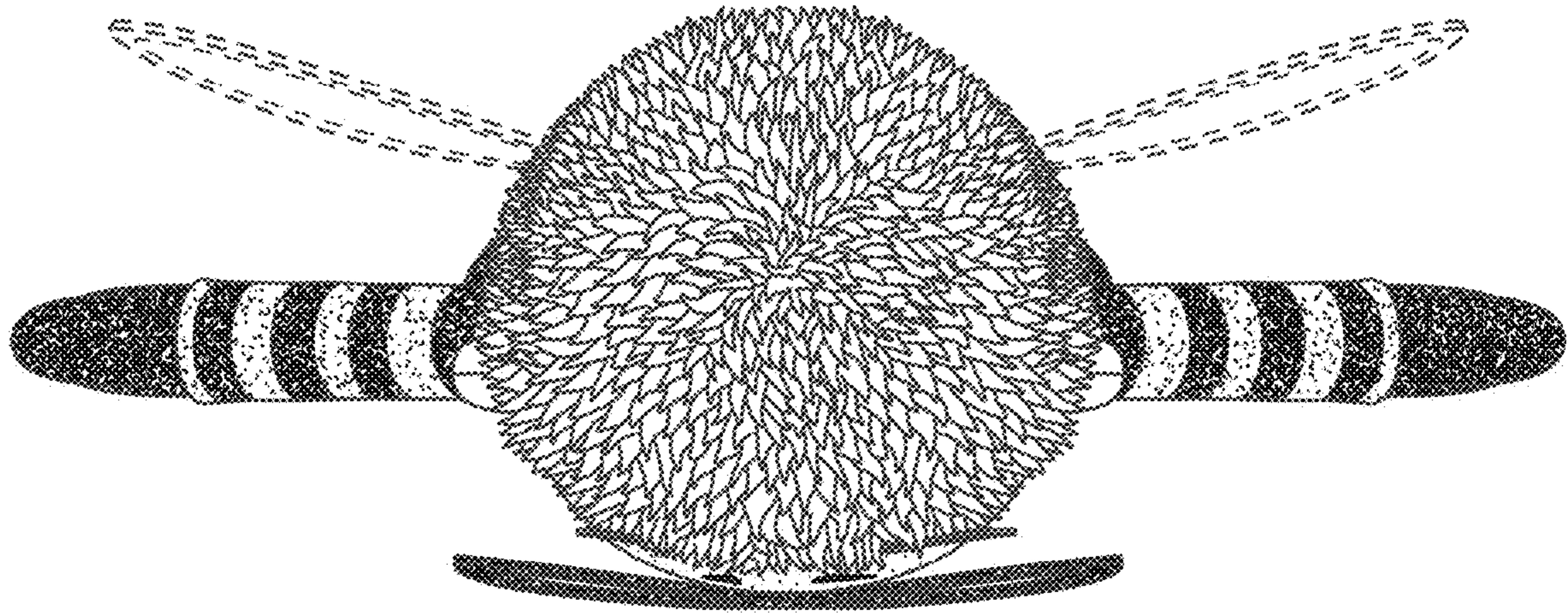


FIG. 6

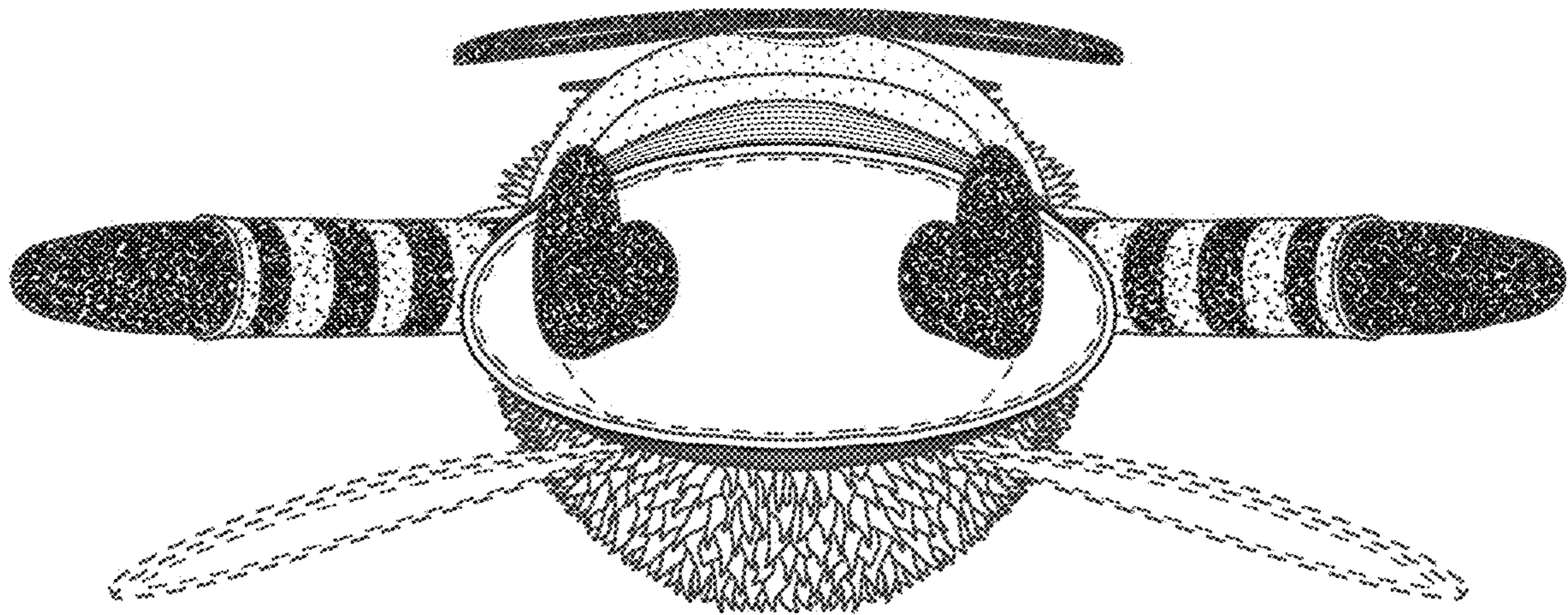


FIG. 7