



US00D907135S

(12) **United States Design Patent**
Page

(10) **Patent No.:** **US D907,135 S**
(45) **Date of Patent:** **** Jan. 5, 2021**

(54) **PLUSH TOY**

D739,898 S * 9/2015 McBride D21/626
D740,376 S * 10/2015 Rehkemper D21/649
D769,988 S * 10/2016 Gibson D21/648

(71) Applicant: **Miss Money Honey Consulting LLC**,
Houston, TX (US)

(72) Inventor: **Rebecca Ann Page**, Houston, TX (US)

(**) Term: **15 Years**

(21) Appl. No.: **29/706,319**

(22) Filed: **Sep. 19, 2019**

(51) **LOC (13) Cl.** **21-01**

(52) **U.S. Cl.**
USPC **D21/621; D21/630; D21/645; D21/647;**
D21/648; D21/649; D21/576

(58) **Field of Classification Search**
USPC **D21/576, 621, 623-625, 630-631, 645,**
D21/647, 648, 649; D20/31; D11/160
CPC **A63H 7/00**
See application file for complete search history.

(56) **References Cited**

U.S. PATENT DOCUMENTS

D255,476 S *	6/1980	Cox	D21/626
D283,520 S *	4/1986	Cortez	D21/646
D286,422 S *	10/1986	Dickerson	D21/626
D352,320 S *	11/1994	Hallman	D21/626
D353,634 S *	12/1994	Walsh	D21/626
D407,041 S *	3/1999	Bloemer Gerth	D11/128
D417,707 S *	12/1999	Gilford	D21/626
D489,100 S *	4/2004	Pino	D21/623
D491,236 S *	6/2004	Brown	D21/626
D518,120 S *	3/2006	James	D11/128
D652,459 S *	1/2012	Adinolfi	D21/626

OTHER PUBLICATIONS

“Miss Honey Money” Aug. 6, 2019, site visited Jul. 6, 2020:
<https://web.archive.org/web/20190806212123/http://www.missmoneyhoney.com/buy.php> (Year: 2019).*

* cited by examiner

Primary Examiner — Michael C Stout

Assistant Examiner — Melvin L Davis

(74) *Attorney, Agent, or Firm* — Gordon G. Waggett, P.C.

(57) **CLAIM**

The ornamental design of a plush toy, as shown and described.

DESCRIPTION

FIG. 1 shows a front, right side perspective view of a plush toy showing the new design;
FIG. 2 shows a rear, left side perspective view of the plush toy;
FIG. 3 shows a front elevation view of the plush toy;
FIG. 4 shows a rear elevation view of the plush toy;
FIG. 5 shows a right side elevation view the of the plush toy; the left side elevation view is a mirror image of the right side elevation view;
FIG. 6 shows a top view of the plush toy; and,
FIG. 7 shows a bottom view of the plush toy.
The broken lines represent environmental structure which forms no part of the claimed design.

1 Claim, 6 Drawing Sheets






FIG. 1




FIG. 2




FIG. 3

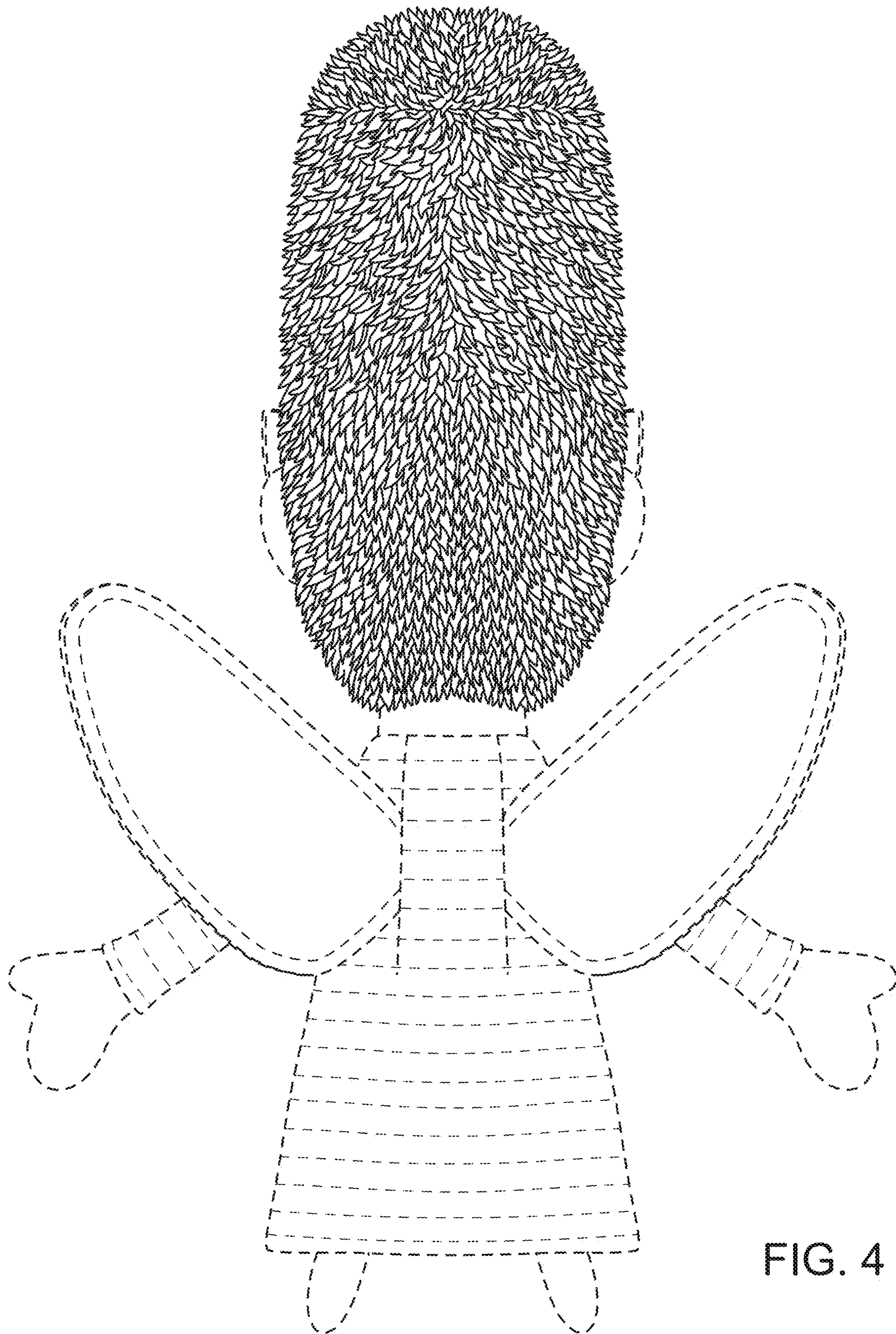


FIG. 4

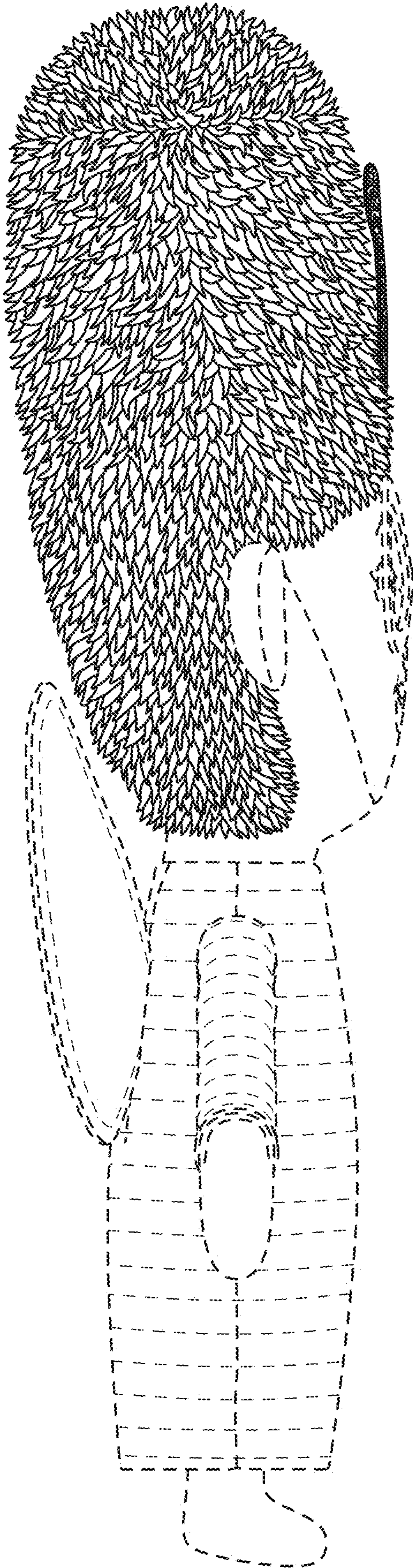


FIG. 5

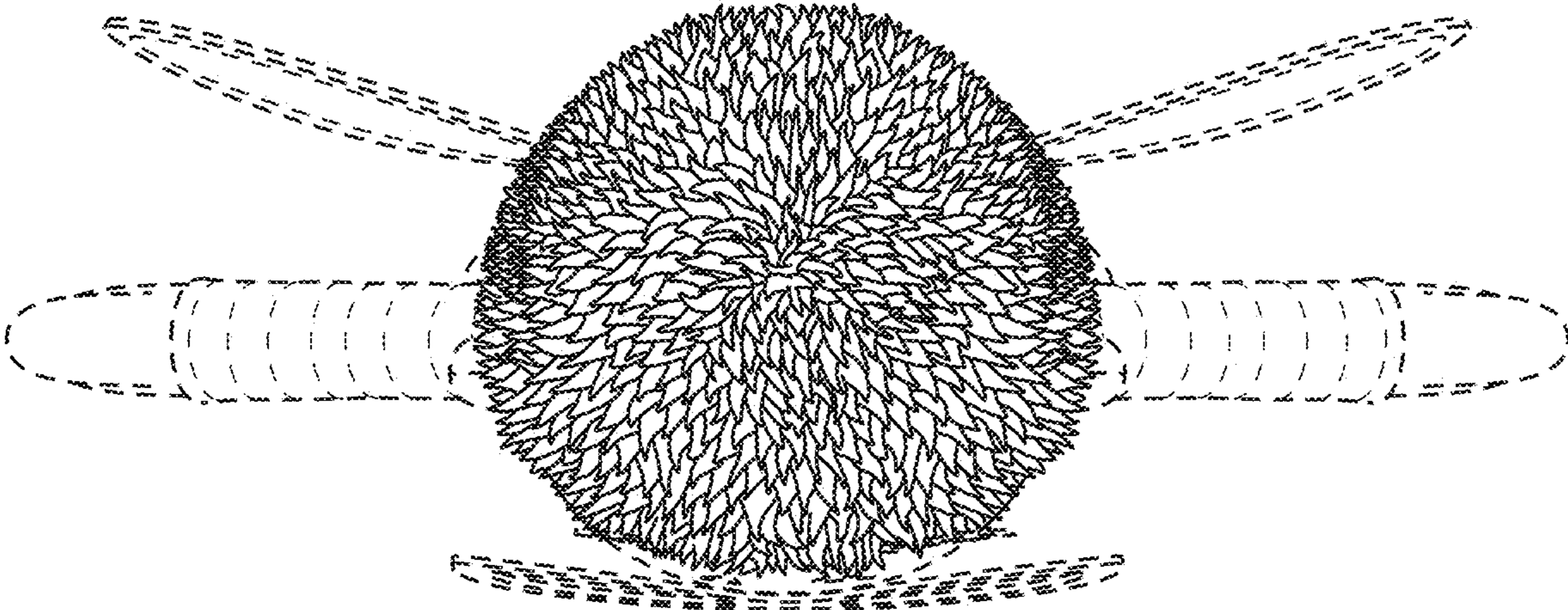


FIG. 6

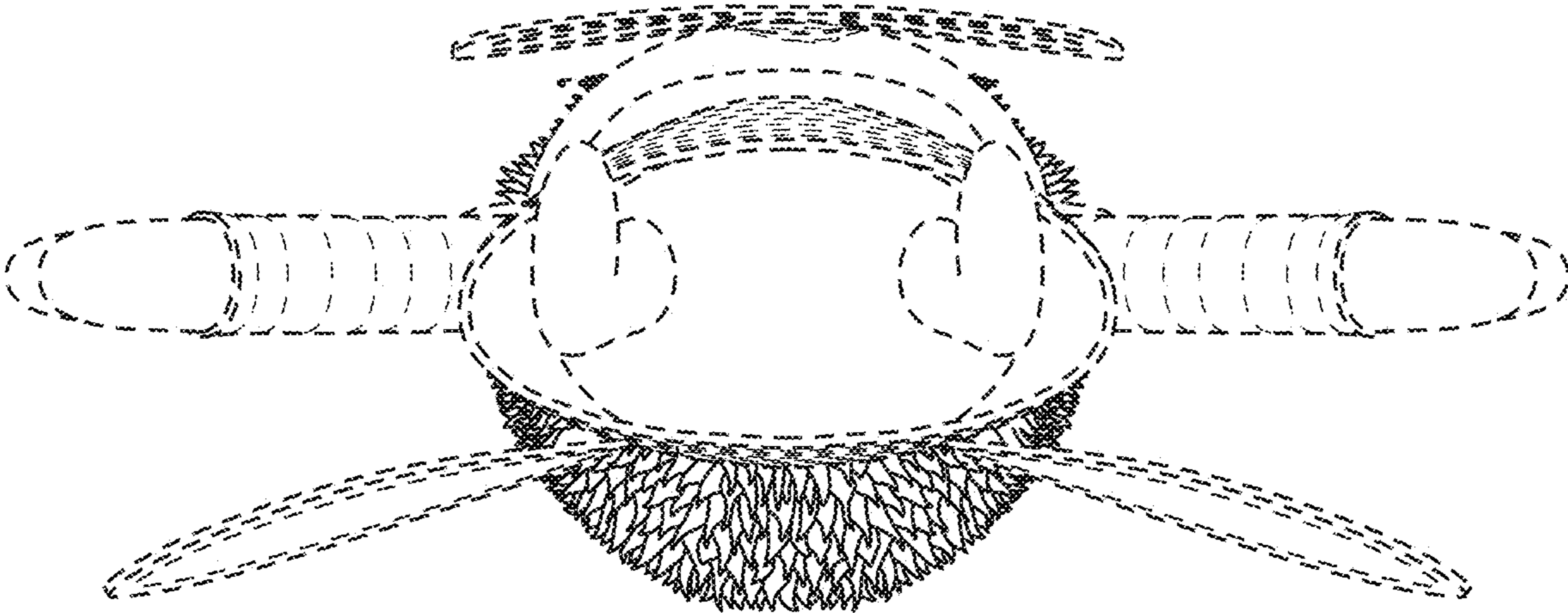


FIG. 7