



US00D907109S

(12) **United States Design Patent**  
**Gallegos et al.**

(10) **Patent No.:** **US D907,109 S**

(45) **Date of Patent:** **\*\* \*Jan. 5, 2021**

(54) **UPRIGHT PIANO**

(71) Applicant: **Steinway Musical Instruments, Inc.**,  
New York, NY (US)

(72) Inventors: **Marco Gallegos**, Berlin (DE); **Robert Polan**, Floral Park, NY (US)

(73) Assignee: **Steinway Musical Instruments, Inc.**,  
New York, NY (US)

(\*) Notice: This patent is subject to a terminal disclaimer.

(\*\*) Term: **15 Years**

(21) Appl. No.: **29/662,410**

(22) Filed: **Sep. 5, 2018**

(51) **LOC (13) Cl.** ..... **17-01**

(52) **U.S. Cl.**  
USPC ..... **D17/7**

(58) **Field of Classification Search**  
USPC ..... D17/1, 2, 7-9; D21/405  
CPC ... G10C 1/00; G10C 1/02; G10C 1/04; G10C  
3/00; G10C 3/12  
See application file for complete search history.

(56) **References Cited**

**U.S. PATENT DOCUMENTS**

- 890,443 A \* 6/1908 Norcross ..... G10C 3/00  
84/178
- D45,520 S \* 3/1914 Bjur ..... D17/7

- D45,729 S \* 5/1914 Smith ..... D21/409
- 1,623,188 A \* 4/1927 Hurst ..... G10C 3/02  
84/177
- D143,501 S \* 1/1946 Nields ..... D17/7
- D318,285 S \* 7/1991 Dong ..... D17/7
- D597,587 S \* 8/2009 Bailey ..... D17/7
- D774,127 S \* 12/2016 Mitsuishi ..... D17/7
- D814,556 S \* 4/2018 Liu ..... D17/7
- D849,828 S \* 5/2019 Liu ..... D17/7
- 2019/0147835 A1 \* 5/2019 Fukatsu ..... G10C 1/02  
84/179

\* cited by examiner

*Primary Examiner* — R. Johnson

(74) *Attorney, Agent, or Firm* — Fish & Richardson P.C.

(57) **CLAIM**

The ornamental design for an upright piano, as shown and described.

**DESCRIPTION**

FIG. 1 is a front, right side perspective view of an upright piano, showing our new design;  
 FIG. 2 is a front elevation view thereof;  
 FIG. 3 is a front, top perspective view thereof;  
 FIG. 4 is an enlarged, partial view thereof;  
 FIG. 5 is a front, left side perspective view thereof;  
 FIG. 6 is an enlarged partial view thereof;  
 FIG. 7 is an enlarged partial view thereof; and,  
 FIG. 8 is an enlarged partial view thereof.  
 The bottom and rear views of the upright piano form no part of the claimed design.

**1 Claim, 7 Drawing Sheets**





FIG. 1




FIG. 2




FIG. 3




FIG. 4



FIG. 5



FIG. 6




FIG. 7




FIG. 8