



US00D907056S

(12) **United States Design Patent**
Anderson et al.

(10) **Patent No.:** **US D907,056 S**
(45) **Date of Patent:** **** Jan. 5, 2021**

(54) **DISPLAY SCREEN OR PORTION THEREOF WITH A GRAPHICAL USER INTERFACE**

(71) Applicant: **CANVA PTY LTD.**, Surry Hills (AU)

(72) Inventors: **Matthew Anderson**, Newport (AU);
Jesse Walker, Petersham (AU);
Melanie Perkins, Surry Hills (AU)

(73) Assignee: **Canva Pty Ltd.**

(**) Term: **15 Years**

(21) Appl. No.: **29/692,367**

(22) Filed: **May 24, 2019**

(51) **LOC (13) Cl.** **14-04**

(52) **U.S. Cl.**
USPC **D14/486**

(58) **Field of Classification Search**
USPC D14/485–495
CPC G06Q 30/0601; G06Q 30/0641
See application file for complete search history.

(56) **References Cited**

U.S. PATENT DOCUMENTS

D712,918 S *	9/2014	Frick	D14/487
D716,331 S *	10/2014	Chotin	D14/486
D716,826 S *	11/2014	Dowd	D14/486
D723,048 S *	2/2015	Helliker	G06F 3/0481
			D14/486
D756,371 S *	5/2016	Bertnick	D14/485
D757,813 S *	5/2016	Giguere	D14/486
D810,106 S *	2/2018	Storm	D14/486
D812,081 S *	3/2018	Saneii	D14/486
D812,633 S *	3/2018	Saneii	D14/486
D818,476 S *	5/2018	Hawkins	G06Q 50/24
			D14/486
D856,365 S *	8/2019	Lofberg	D14/488
D857,056 S *	8/2019	Lofberg	D14/488
D861,023 S *	9/2019	Lofberg	D14/486
D863,334 S *	10/2019	Heffernan	D14/486

D863,345 S *	10/2019	Hardy	D14/488
D864,240 S *	10/2019	Hardy	D14/488
D870,146 S *	12/2019	Lofberg	D14/488
D870,762 S *	12/2019	Mendoza Corominas ..	D14/486
D875,759 S *	2/2020	Hardy	D14/486
D875,760 S *	2/2020	Hardy	D14/486
D875,761 S *	2/2020	Heffernan	D14/486
D875,775 S *	2/2020	Hardy	D14/488
D875,776 S *	2/2020	Hardy	D14/488
D876,454 S *	2/2020	Knowles	D14/485

(Continued)

Primary Examiner — Darlington Ly

Assistant Examiner — Katherine A Holbrow

(74) *Attorney, Agent, or Firm* — McDonnell Boehnen Hulbert & Berghoff LLP

(57) **CLAIM**

The ornamental design for a display screen or portion thereof with a graphical user interface, as shown and described.

DESCRIPTION

FIG. 1 is a front view of a display screen or portion thereof with a graphical user interface in accordance with a first embodiment;

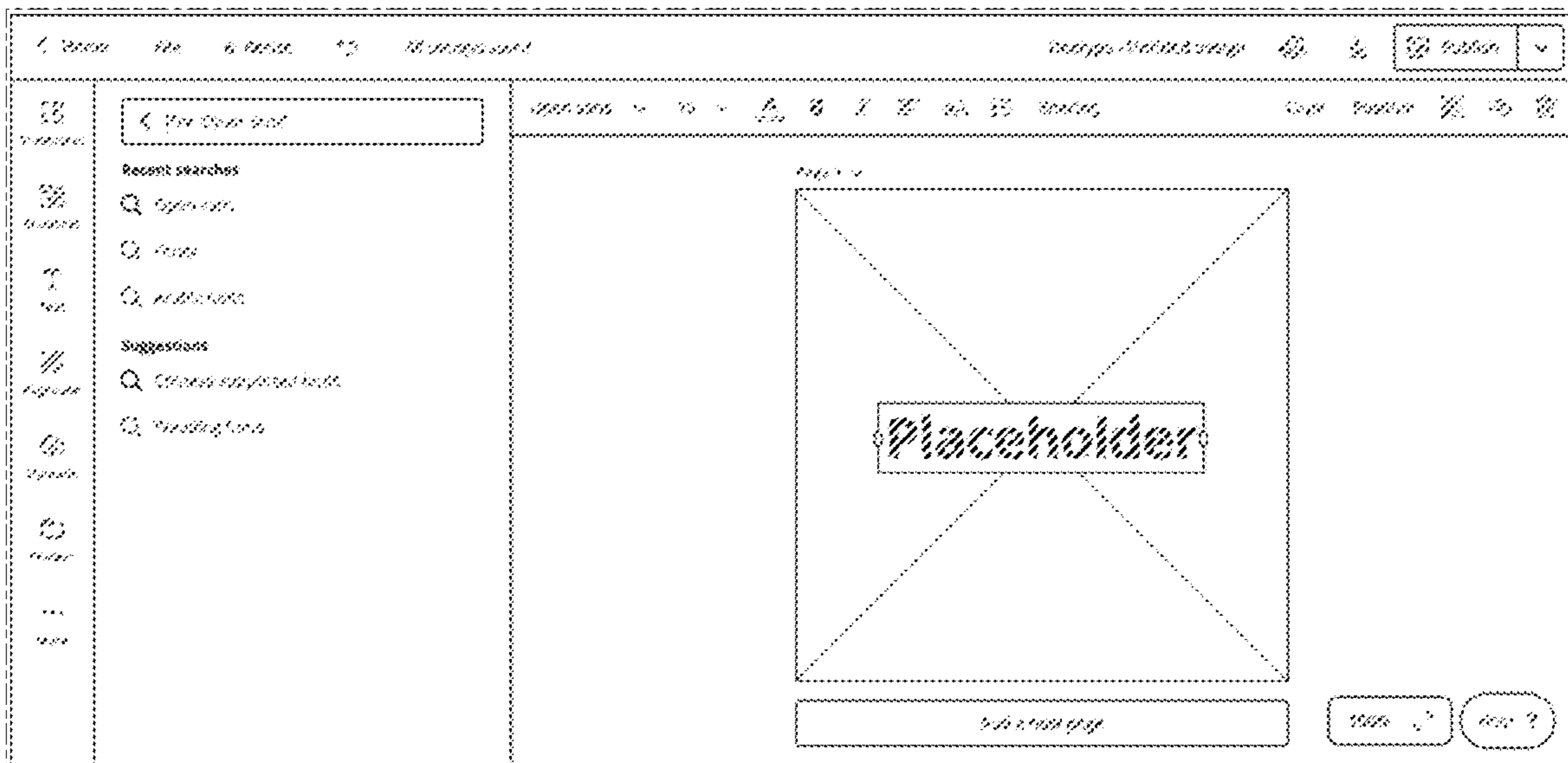
FIG. 2 is a front view of a display screen or portion thereof with a graphical user interface in accordance with a second embodiment;

FIG. 3 is a front view of a display screen or portion thereof with a graphical user interface in accordance with a third embodiment; and,

FIG. 4 is a front view of a display screen or portion thereof with a graphical user interface in accordance with a fourth embodiment.

The outermost broken lines illustrate a display screen or portion thereof and form no part of the claimed design. The remaining broken lines, illustrating portions of the graphical user interface, form no part of the claimed design.

1 Claim, 4 Drawing Sheets



(56)

References Cited

U.S. PATENT DOCUMENTS

D876,461 S *	2/2020	Lofberg	D14/486
D877,172 S *	3/2020	Hardy	D14/486
D877,177 S *	3/2020	Hardy	D14/486
D888,735 S *	6/2020	Anderson	D14/486
2013/0227427 A1 *	8/2013	Mockli	G06F 3/0486 715/747

* cited by examiner

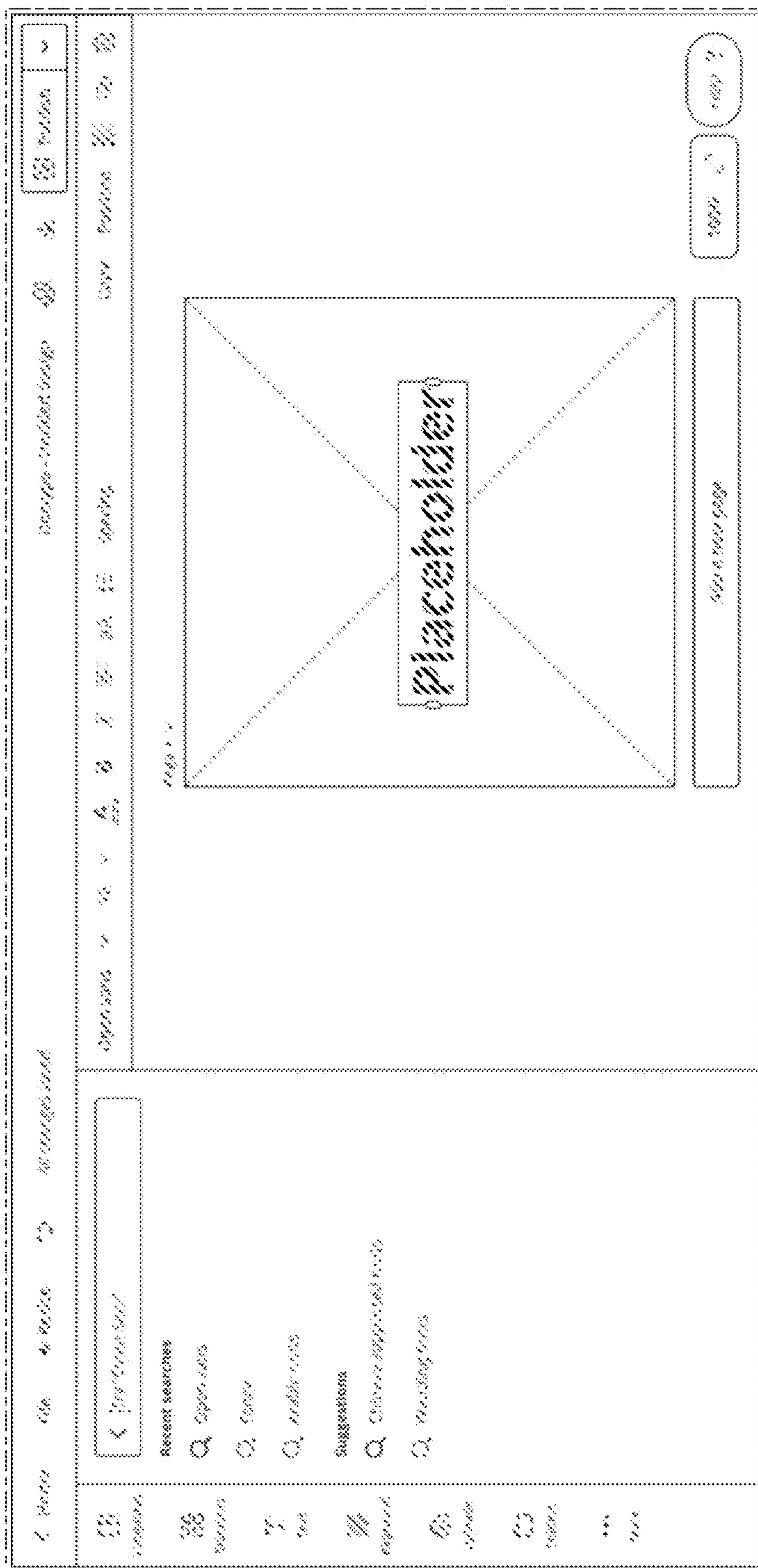


FIG. 1

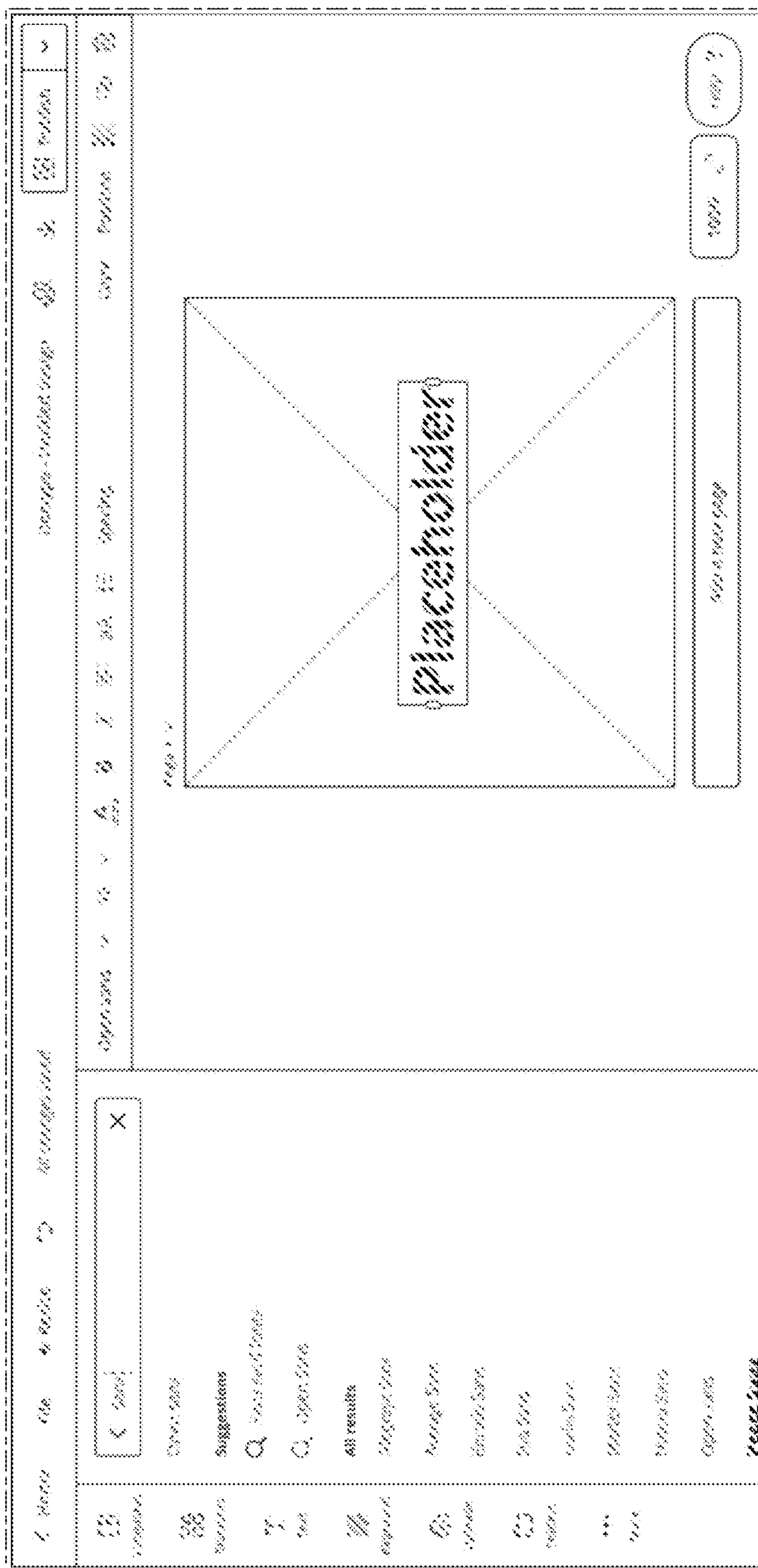


FIG. 2

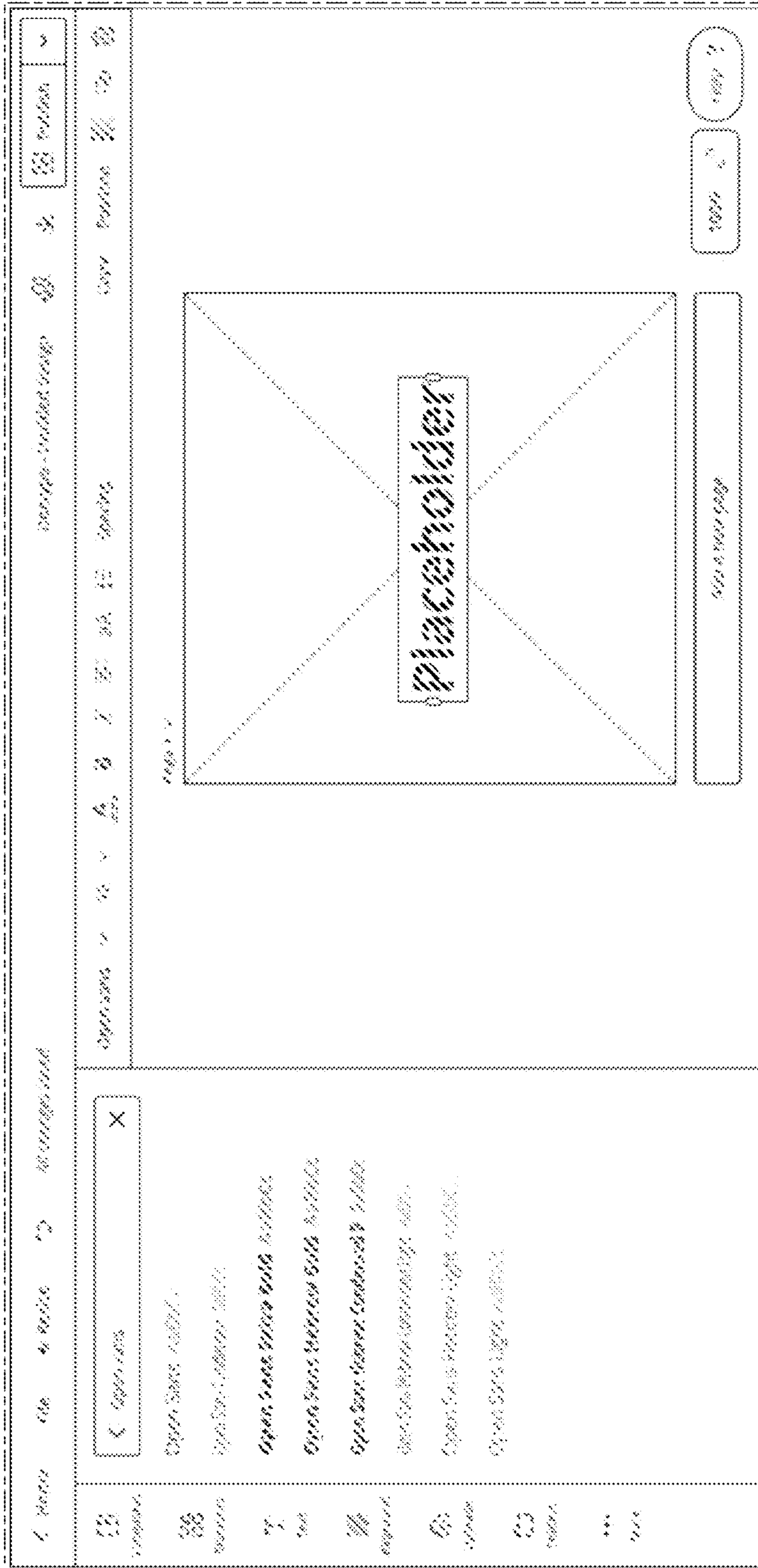


FIG. 3

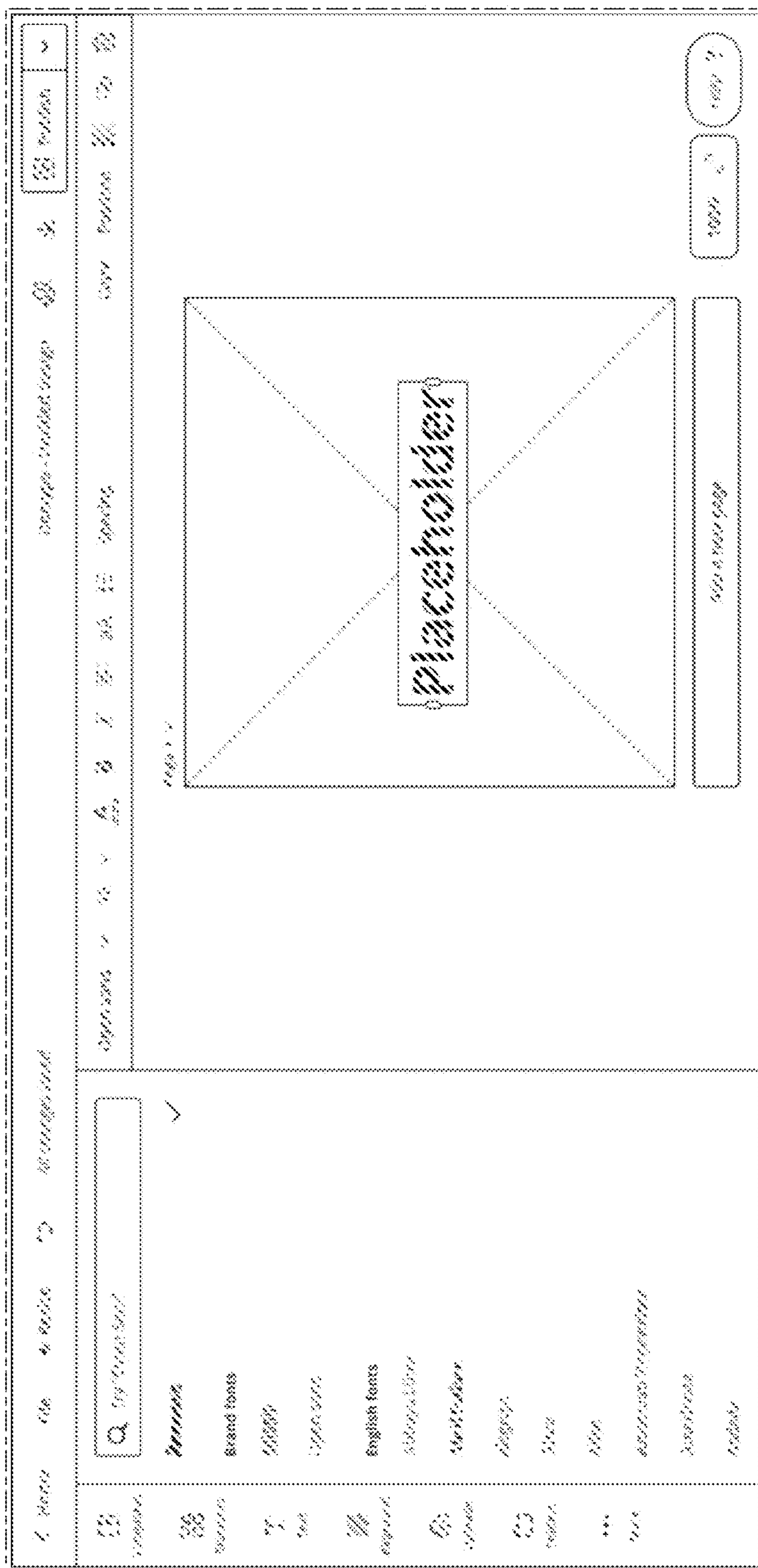


FIG. 4