



US00D906995S

(12) **United States Design Patent** (10) **Patent No.:** **US D906,995 S**
Tani (45) **Date of Patent:** **** Jan. 5, 2021**

(54) **TELEPHONE HANDSET**
(71) Applicant: **Panasonic Intellectual Property Management Co., Ltd., Osaka (JP)**
(72) Inventor: **Atsushi Tani, Kyoto-fu (JP)**
(73) Assignee: **Panasonic Intellectual Property Management Co., Ltd., Osaka (JP)**
(**) Term: **15 Years**

D477,582 S * 7/2003 Muenscher et al. D14/147
D498,221 S * 11/2004 Schunemann D14/138 AA
D541,786 S * 5/2007 Ookawa D14/138 AA
D559,828 S * 1/2008 Iwai D14/138 AA
D583,354 S 12/2008 Gonser et al.
D607,432 S * 1/2010 Waterman D14/147
D618,657 S * 6/2010 Sakamoto D14/147
D638,393 S * 5/2011 Gonser D14/147
D654,451 S 2/2012 Jeon et al.
D668,630 S * 10/2012 Sakamoto D14/147
D669,449 S * 10/2012 Sakamoto D14/147
D669,878 S * 10/2012 Furuno D14/147
D671,516 S 11/2012 Ookawa et al.

(Continued)

(21) Appl. No.: **29/711,138**

(22) Filed: **Oct. 29, 2019**

(51) **LOC (13) Cl.** **14-03**

(52) **U.S. Cl.**
USPC **D14/148**

(58) **Field of Classification Search**
USPC D14/140, 142, 144, 147, 148, 248, 329,
D14/330, 338, 467, 471, 130, 138 R,
D14/138 AA; D21/517
CPC H04M 1/02; H04M 1/0202; H04M 1/03;
H04M 2001/0204; H04M 2250/08; H04W
52/245
See application file for complete search history.

(56) **References Cited**

U.S. PATENT DOCUMENTS

D334,187 S * 3/1993 Matsuda D14/148
D347,005 S * 5/1994 Suzuki D14/138 AA
D353,808 S * 12/1994 Taniguchi et al. D14/138 AA
D355,184 S * 2/1995 Yokouchi D14/138 AA
D356,563 S * 3/1995 Berry D14/138 AA
D380,215 S * 6/1997 Shimoda D14/147
D389,476 S * 1/1998 Lindeman et al. ... D14/138 AA
D390,558 S * 2/1998 Park D14/138 AA
D401,931 S * 12/1998 Chan et al. D14/147
D412,169 S * 7/1999 Schnell et al. D14/138 AA
D412,170 S * 7/1999 Chan D14/147
D428,868 S * 8/2000 Bryant et al. D14/148
D435,528 S * 12/2000 Hunt D14/138 R

OTHER PUBLICATIONS

Handsets. (Design—© Questel) orbit.com. [online PDF] 20 pgs.
Print Dates Range Apr. 20, 2004 through Aug. 11, 2020 [Retrieved
Oct. 30, 2020] <https://www.orbit.com/export/QPTUJ214/pdf2/c147d04f-da3c-4627-acab-0463e14a68cc-200114.pdf>.*

Primary Examiner — Marie D. Fast Horse
(74) *Attorney, Agent, or Firm* — Brinks Gilson & Lione

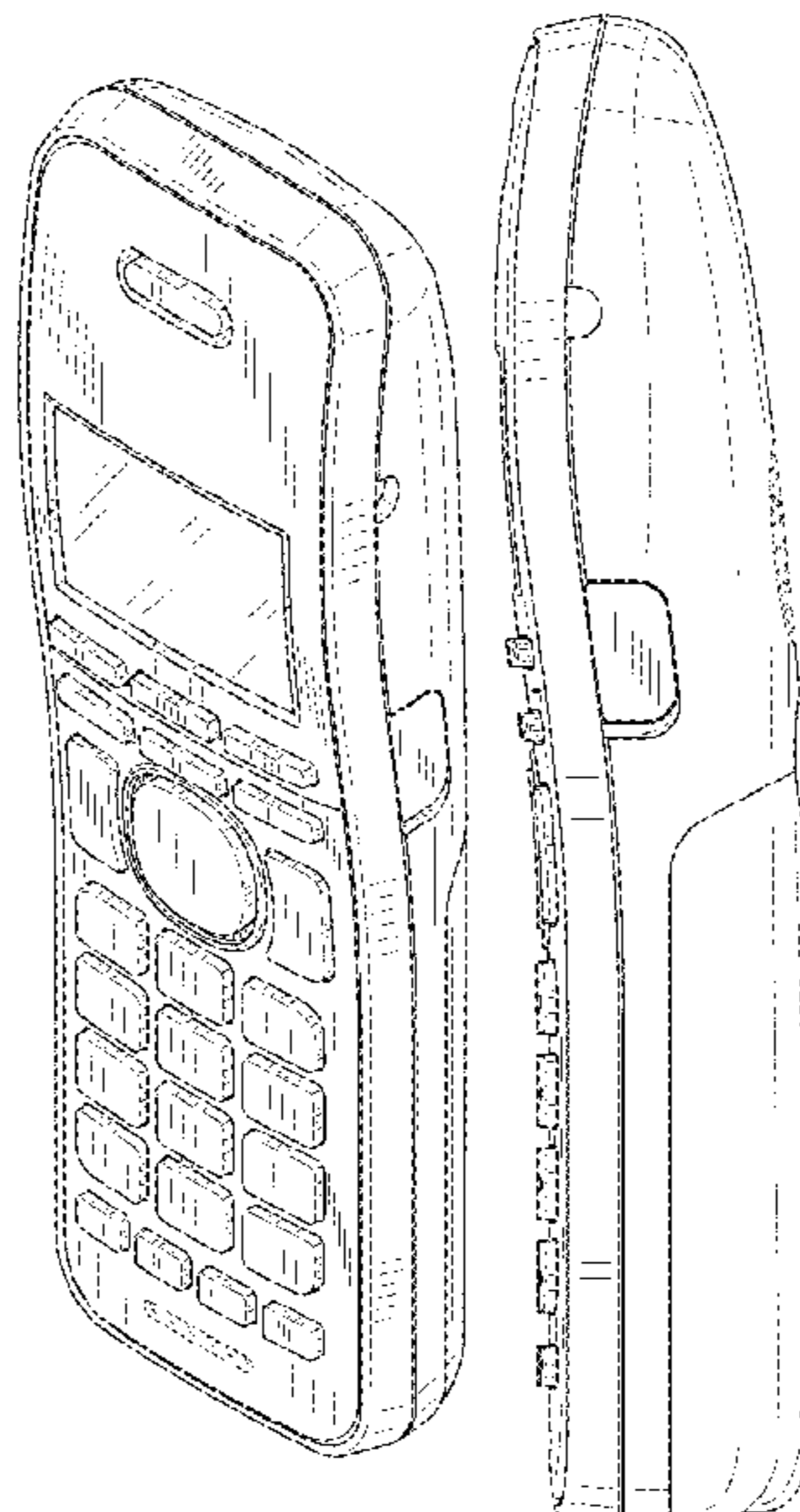
(57) **CLAIM**

I claim the ornamental design for a telephone handset, as shown and described.

DESCRIPTION

FIG. 1 is a front elevated perspective view of a telephone handset of the present invention;
FIG. 2 is a front view thereof;
FIG. 3 is a rear view thereof;
FIG. 4 is a left side view thereof;
FIG. 5 is a right side view thereof;
FIG. 6 is a top view thereof; and,
FIG. 7 is a bottom view thereof.
The broken lines in the drawings depict portions of the telephone handset that form no part of the claimed design.

1 Claim, 7 Drawing Sheets



(56)

References Cited

U.S. PATENT DOCUMENTS

D682,804 S * 5/2013 Cheung D14/144
D689,036 S 9/2013 Yoshida
2012/0129512 A1* 5/2012 Kanai H04W 52/245
455/418
2017/0126856 A1* 5/2017 Fujita H04M 1/0202

* cited by examiner

FIG. 1

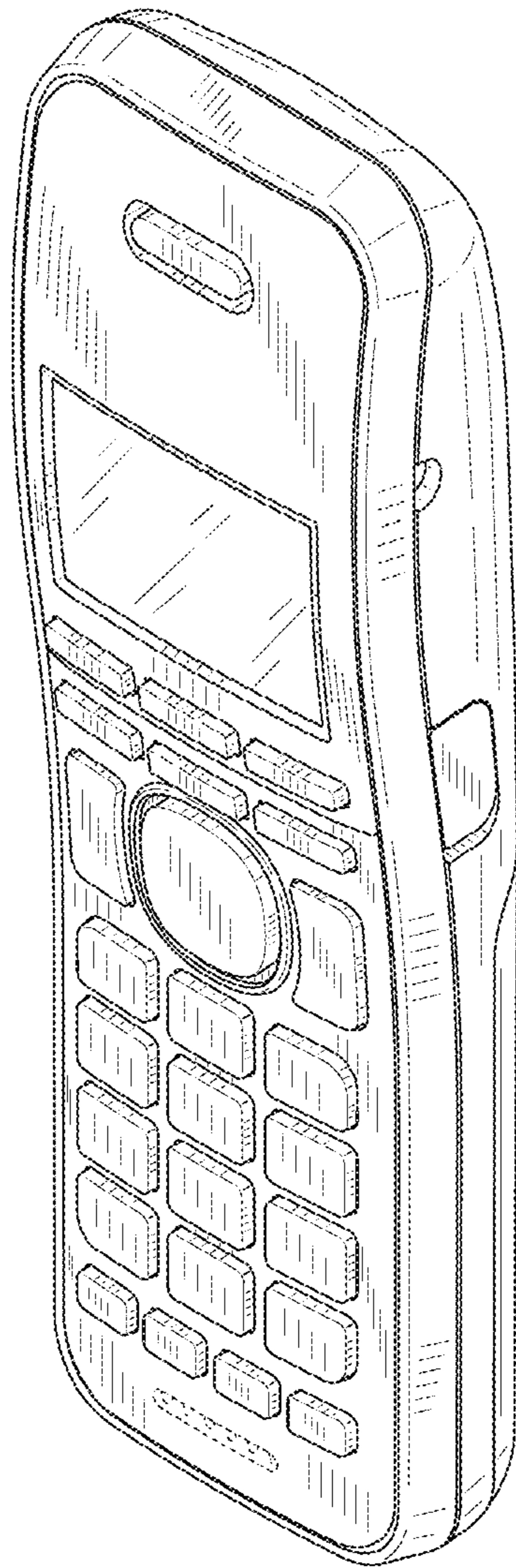


FIG. 2

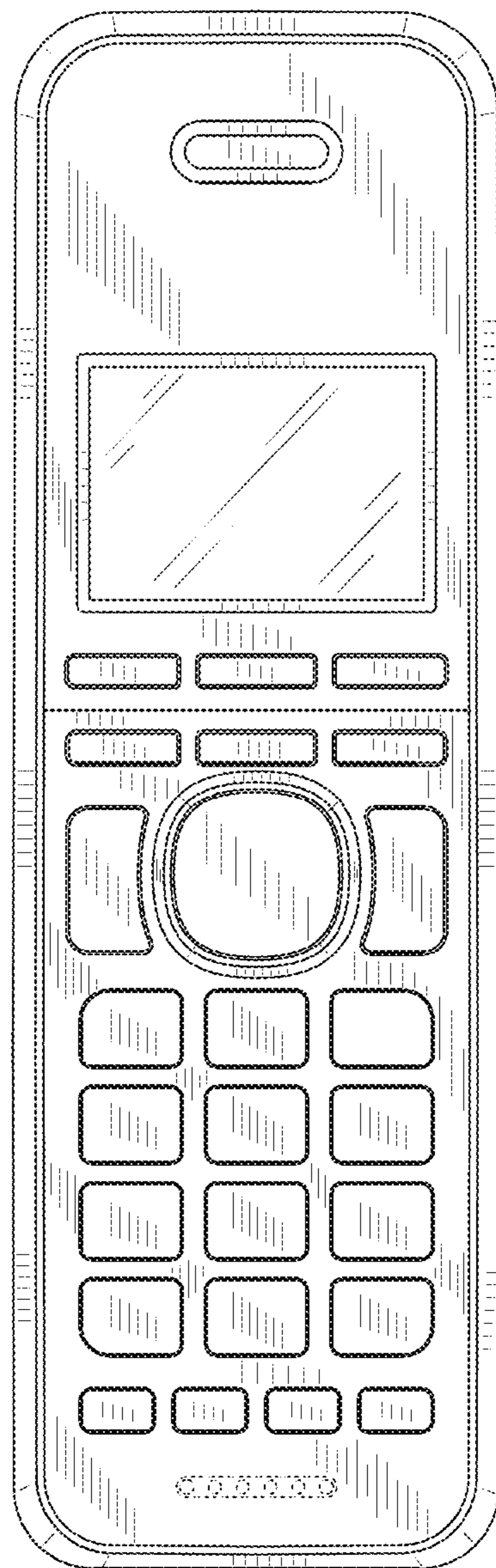


FIG. 3

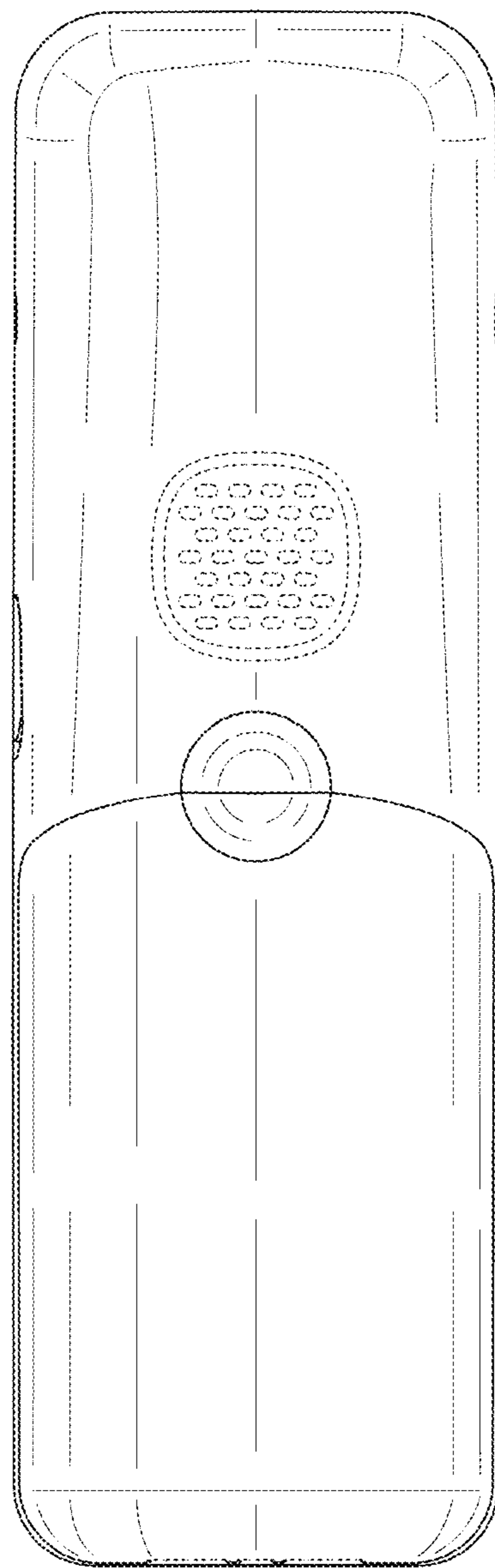


FIG. 4

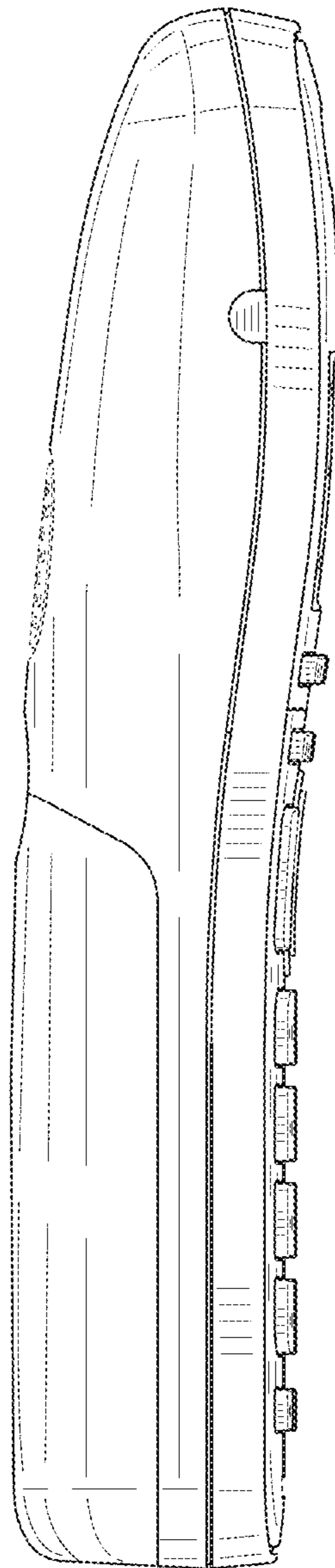


FIG. 5

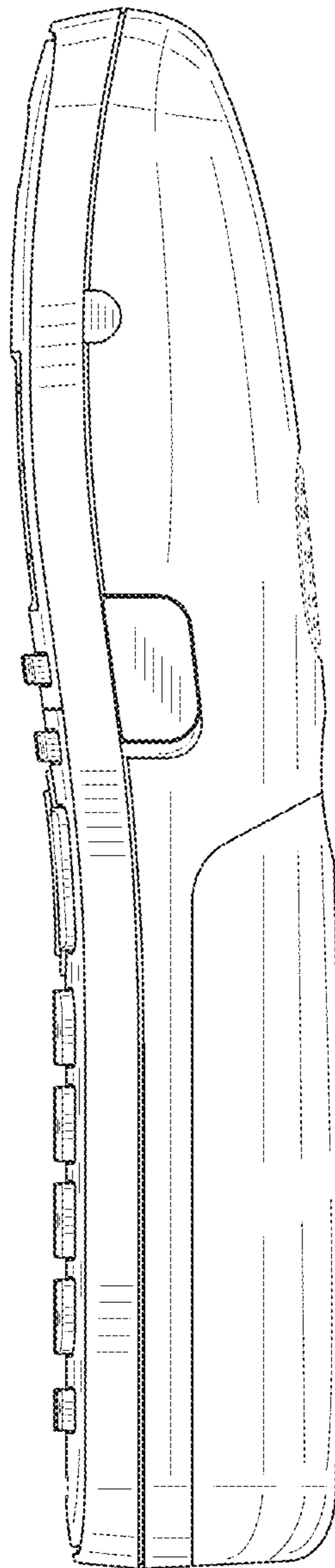


FIG. 6

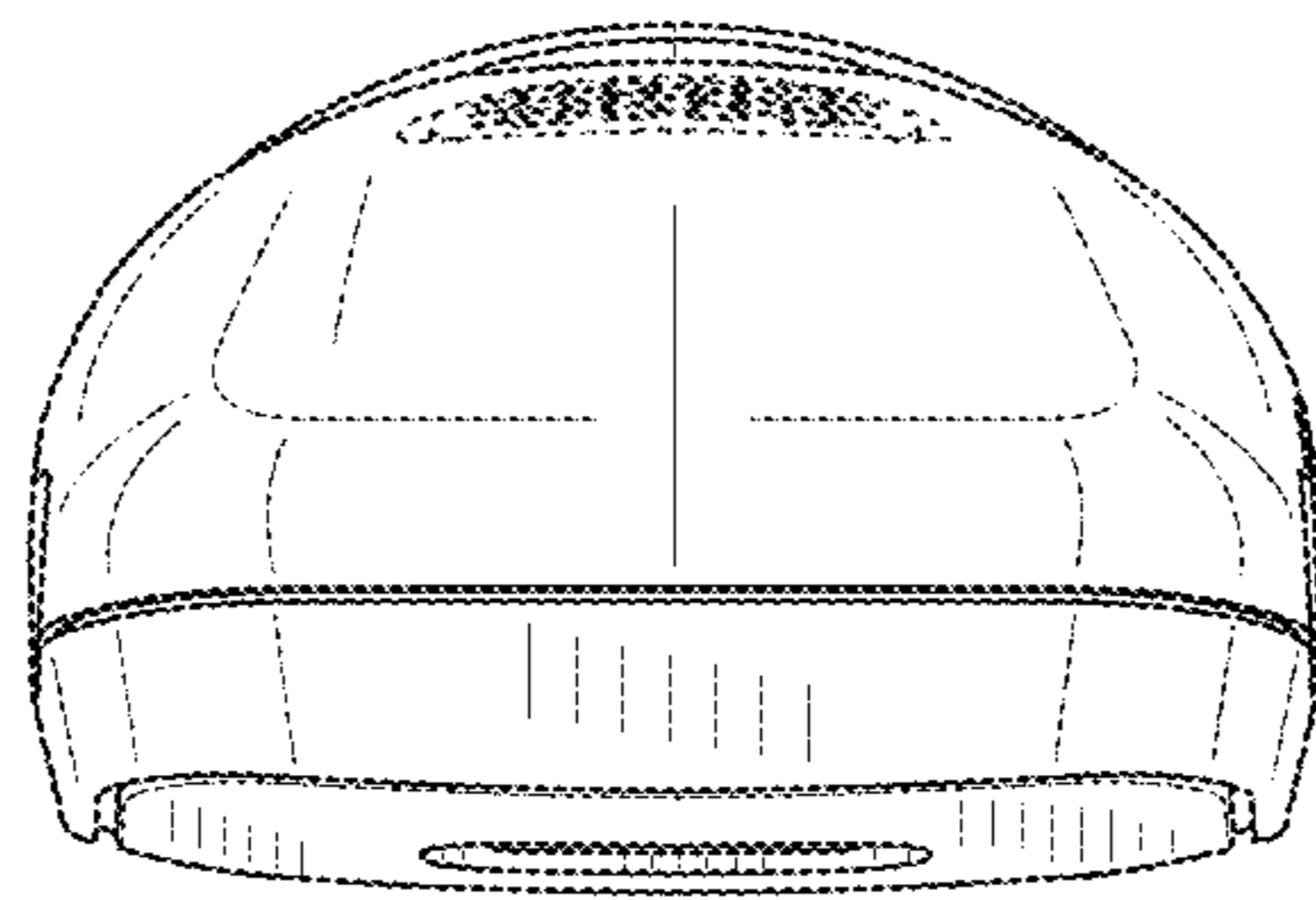


FIG. 7

