



US00D906954S

(12) **United States Design Patent**  
**Ouyang**

(10) **Patent No.:** **US D906,954 S**

(45) **Date of Patent:** **\*\* Jan. 5, 2021**

(54) **BATTERY BOX**

(71) Applicant: **SHENZHEN IVPS TECHNOLOGY CO., LTD.**, Shenzhen (CN)

(72) Inventor: **Junwei Ouyang**, Shenzhen (CN)

(73) Assignee: **Shenzhen IVPS Technology Co. Ltd.**, Shenzhen (CN)

(\*\*) Term: **15 Years**

(21) Appl. No.: **29/658,409**

(22) Filed: **Jul. 31, 2018**

(30) **Foreign Application Priority Data**

Apr. 23, 2018 (CN) ..... 2018 3 0168626

(51) **LOC (13) Cl.** ..... **13-02**

(52) **U.S. Cl.**  
USPC ..... **D13/103; D27/101**

(58) **Field of Classification Search**  
USPC ..... D27/101, 160, 161, 163, 167, 141, 154,  
D27/189, 194; D13/102-110, 118-119,  
D13/184, 199; D14/456, 432

CPC . A24F 7/00; Y02E 60/10; Y02E 60/12; Y02E  
60/122; Y02E 60/124; Y02E 60/50;  
H01M 2/02; H01M 2/022; H01M 2/0202;  
H01M 2/0207; H01M 2/0212; H01M  
2/1061; H01M 2/1022; H01M 2/1055;  
H01M 2/1066; H01M 2/105; H01M 2/20;  
H01M 2/202; H01M 2/204; H01M 2/206;  
H01M 10/44; H01M 10/46; H01M  
10/465; H01M 10/482; H01M 2200/30;  
H01M 2250/30; H01M 2250/40; H02J  
7/00; H02J 7/0003; H02J 7/0011; H02J  
7/0013; H02J 7/0054; H02J 7/0055; H02J  
7/0057; H02J 2007/0062

See application file for complete search history.

(56) **References Cited**

U.S. PATENT DOCUMENTS

D769,520 S *	10/2016	Hua	.....	D27/167
D788,363 S *	5/2017	Chen	.....	D27/163
D788,364 S *	5/2017	Chen	.....	D27/163
D792,642 S *	7/2017	Mendoza	.....	D27/101
D805,028 S *	12/2017	Liu	.....	D13/103
D805,470 S *	12/2017	Qiu	.....	D13/103
D806,311 S *	12/2017	Smith	.....	D27/162
D807,286 S *	1/2018	Qiu	.....	D13/103
D808,073 S *	1/2018	Leidel	.....	D27/162
D818,946 S *	5/2018	Liu	.....	D13/103
D819,880 S *	6/2018	Qiu	.....	D27/101

(Continued)

*Primary Examiner* — Catherine S Posthauer

*Assistant Examiner* — Alison M Ofstun

(74) *Attorney, Agent, or Firm* — IP-PAL Patent US;  
Klaus Michael Schmid

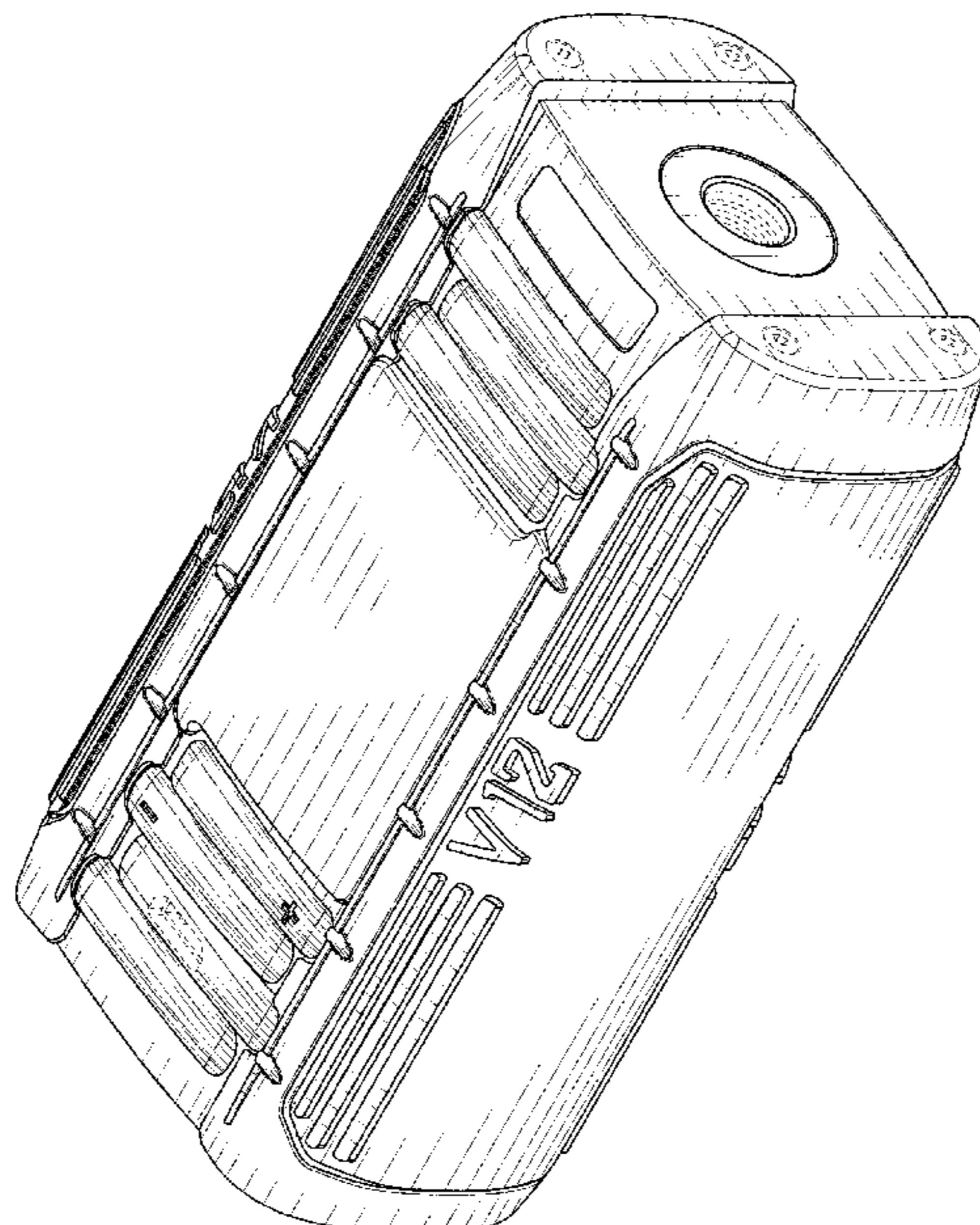
(57) **CLAIM**

The ornamental design for a battery box, as shown and described.

**DESCRIPTION**

FIG. 1 is a front perspective view of a battery box showing my new design;  
FIG. 2 is a front view thereof;  
FIG. 3 is a rear view thereof;  
FIG. 4 is a top view thereof;  
FIG. 5 is a bottom view thereof;  
FIG. 6 is a left side view thereof;  
FIG. 7 is a right side view thereof, and;  
FIG. 8 is a rear perspective view thereof.  
The broken lines in the drawings are for the purpose of illustrating portions of the battery box that form no part of the claimed design.

**1 Claim, 8 Drawing Sheets**



(56)

**References Cited**

U.S. PATENT DOCUMENTS

D821,639	S	*	6/2018	Dai	.....	D27/162
D828,953	S	*	9/2018	Chen	.....	D27/167
D829,982	S	*	10/2018	Wang	.....	D27/167
D842,237	S	*	3/2019	Qiu	.....	D13/103
D842,238	S	*	3/2019	Qiu	.....	D13/103
D842,243	S	*	3/2019	Qiu	.....	D13/108
D861,594	S	*	10/2019	Lai	.....	D13/103
D869,086	S	*	12/2019	Pan	.....	D27/162
2018/0166238	A1	*	6/2018	Chen	.....	H01M 2/1022
2019/0133184	A1	*	5/2019	Chen	.....	A24F 47/008
2020/0008467	A1	*	1/2020	Ouyang	.....	A24F 47/008

\* cited by examiner



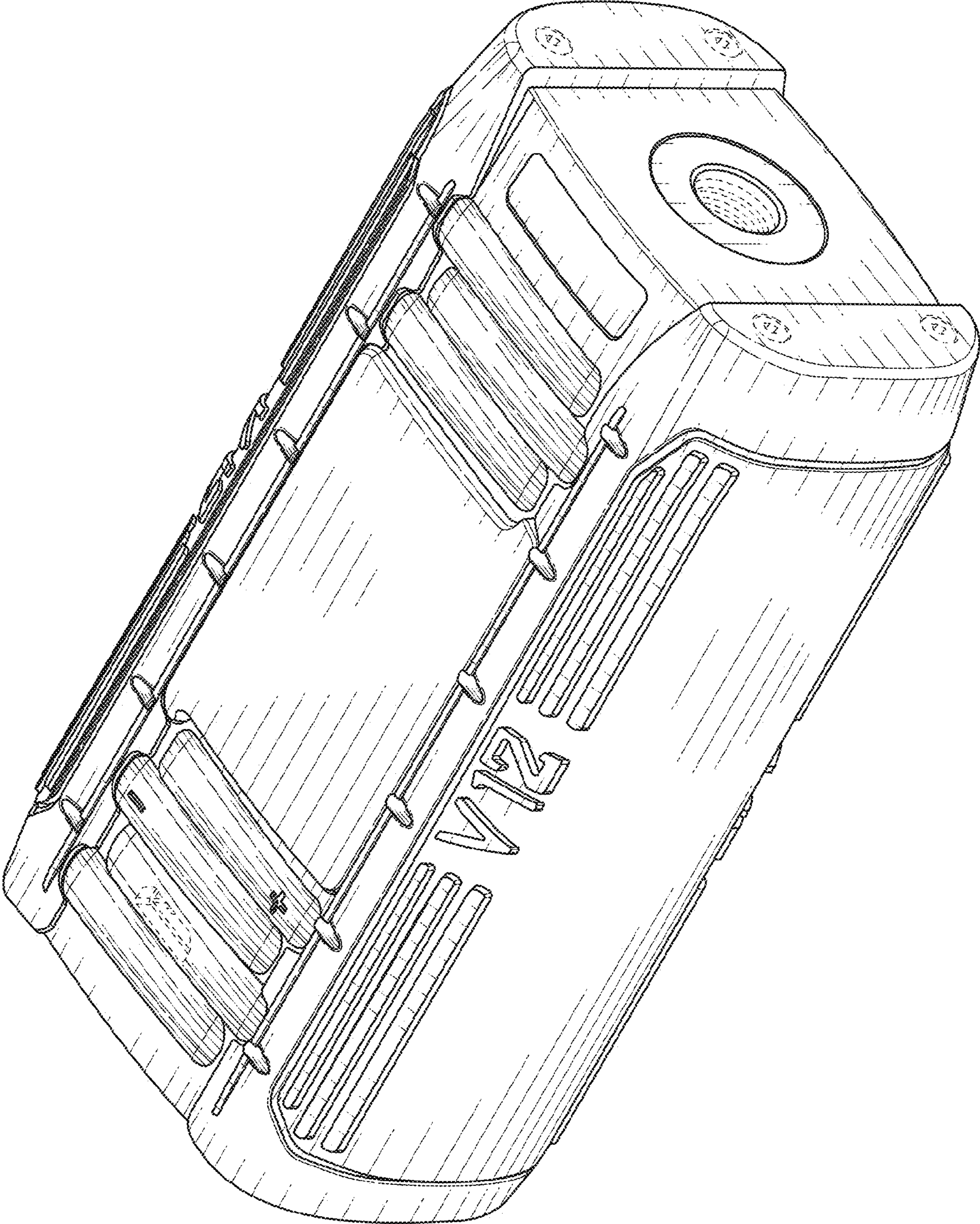


FIG. 1



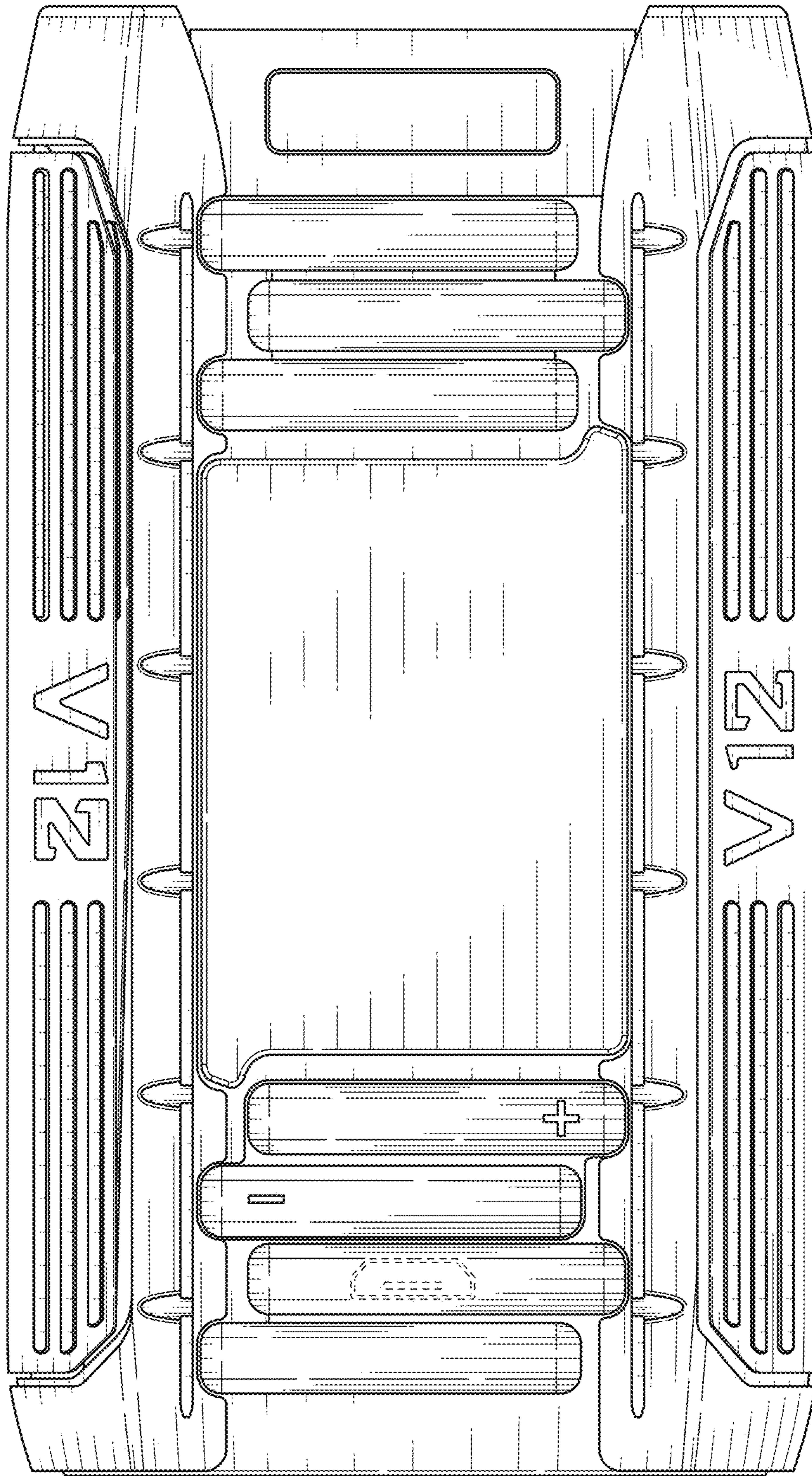


FIG. 2

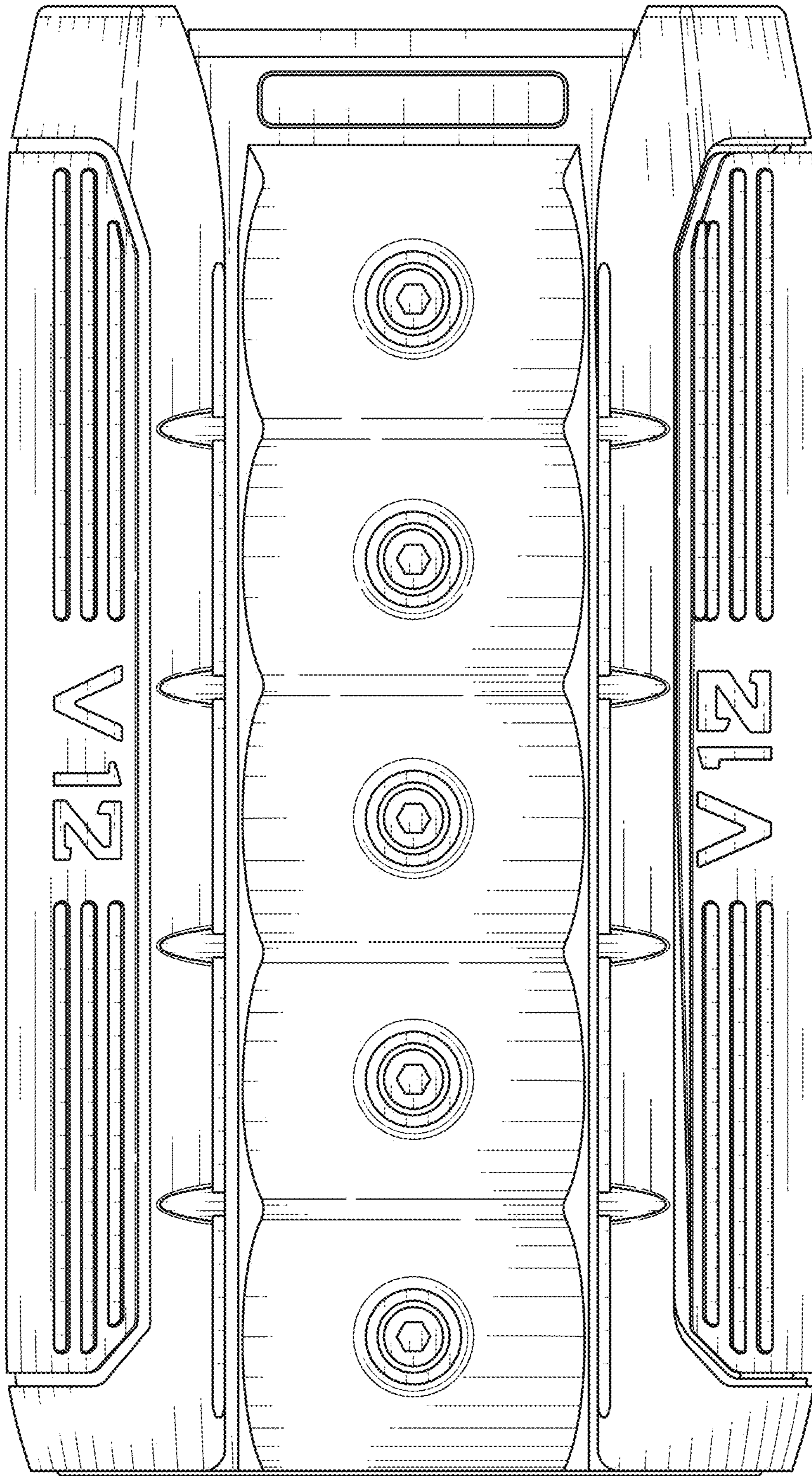


FIG. 3



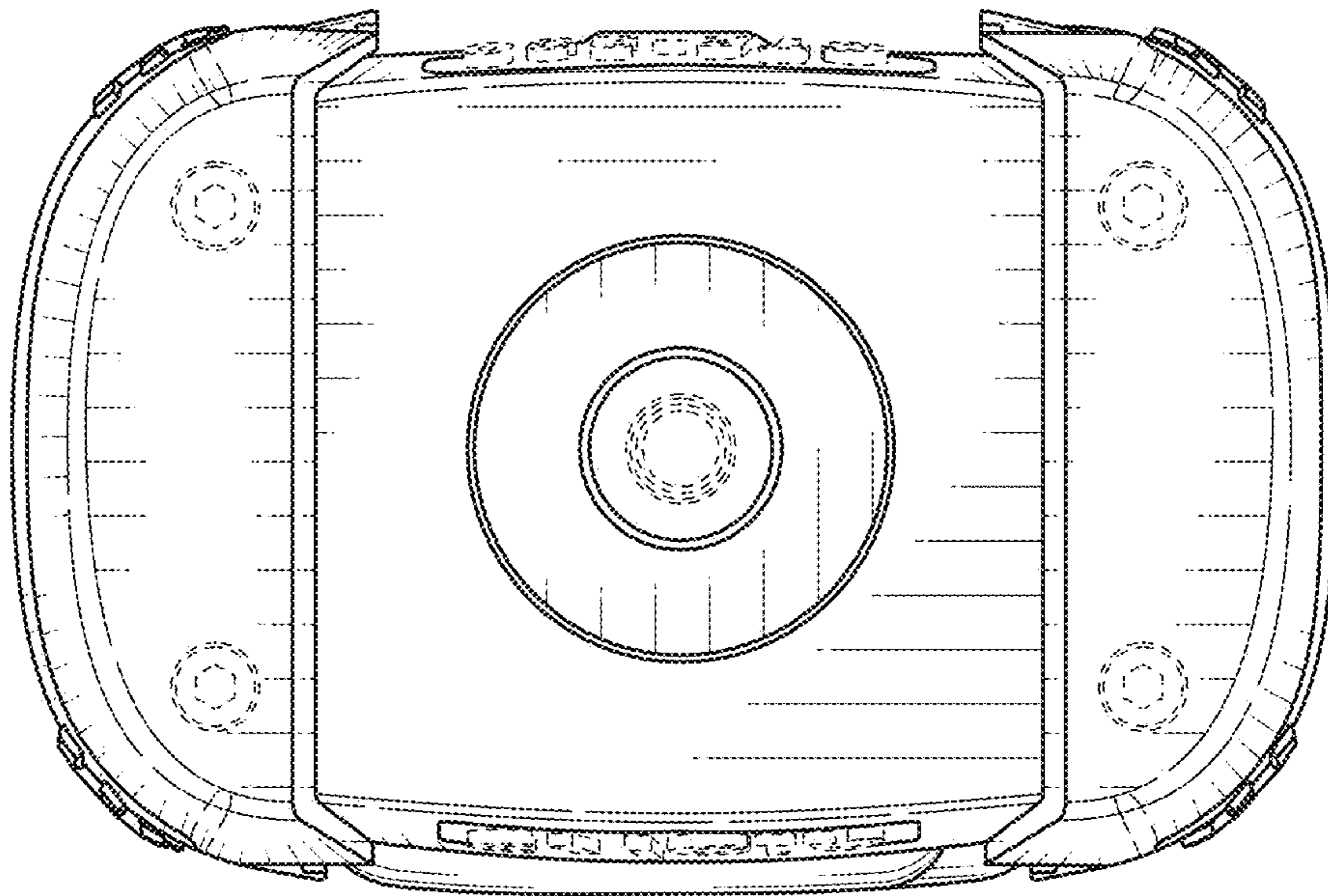


FIG. 4

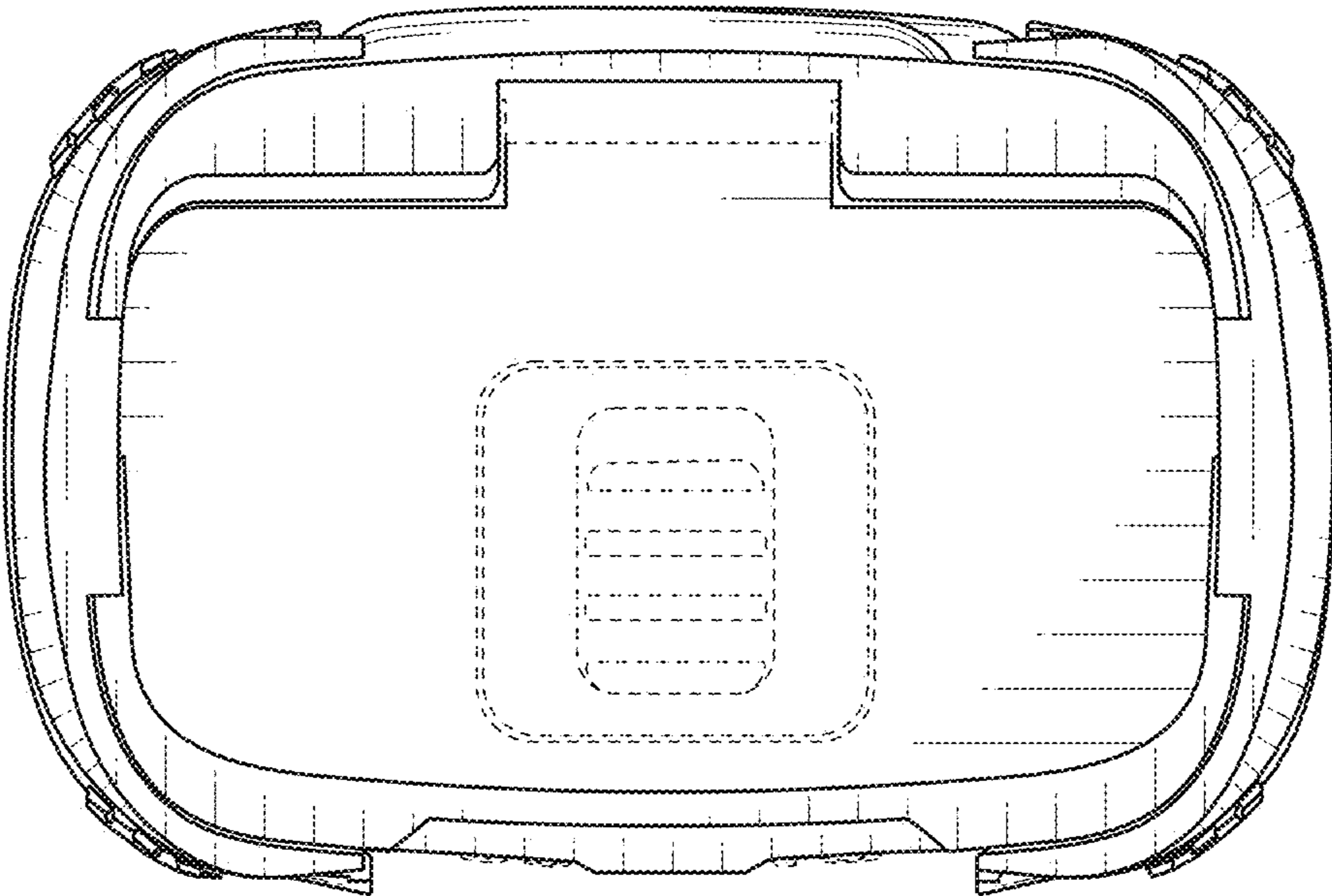


FIG. 5




FIG. 6



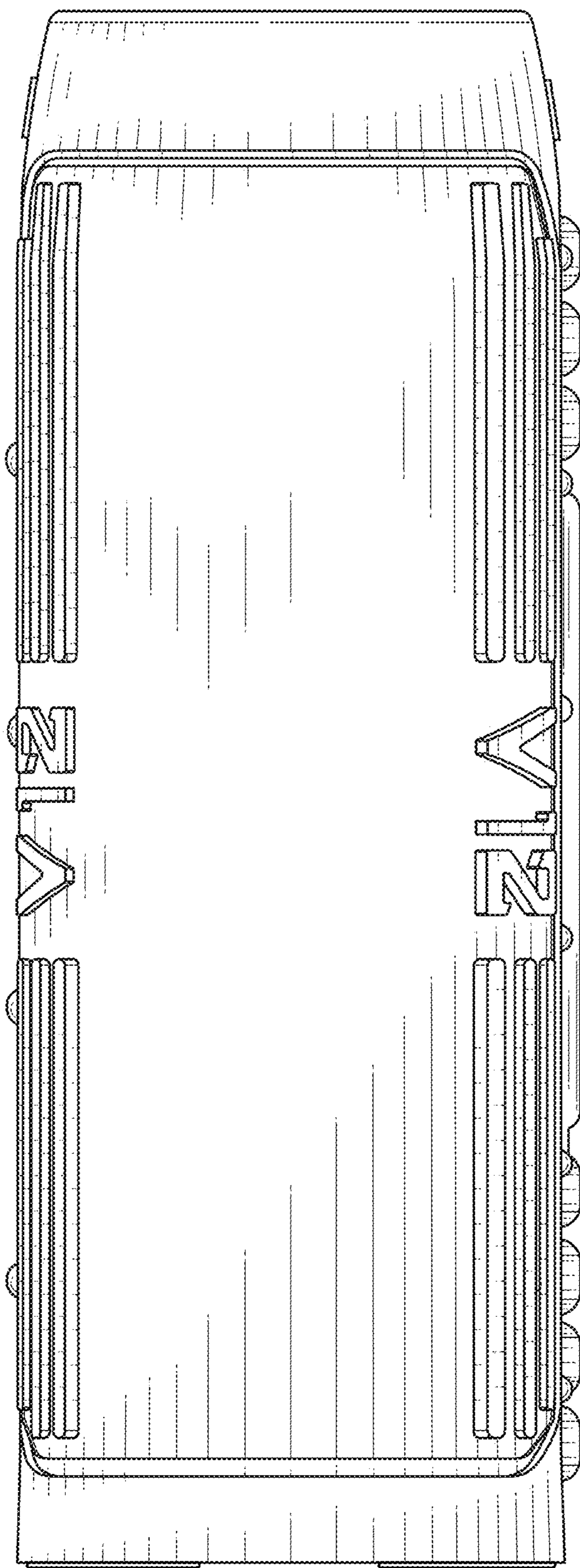


FIG. 7

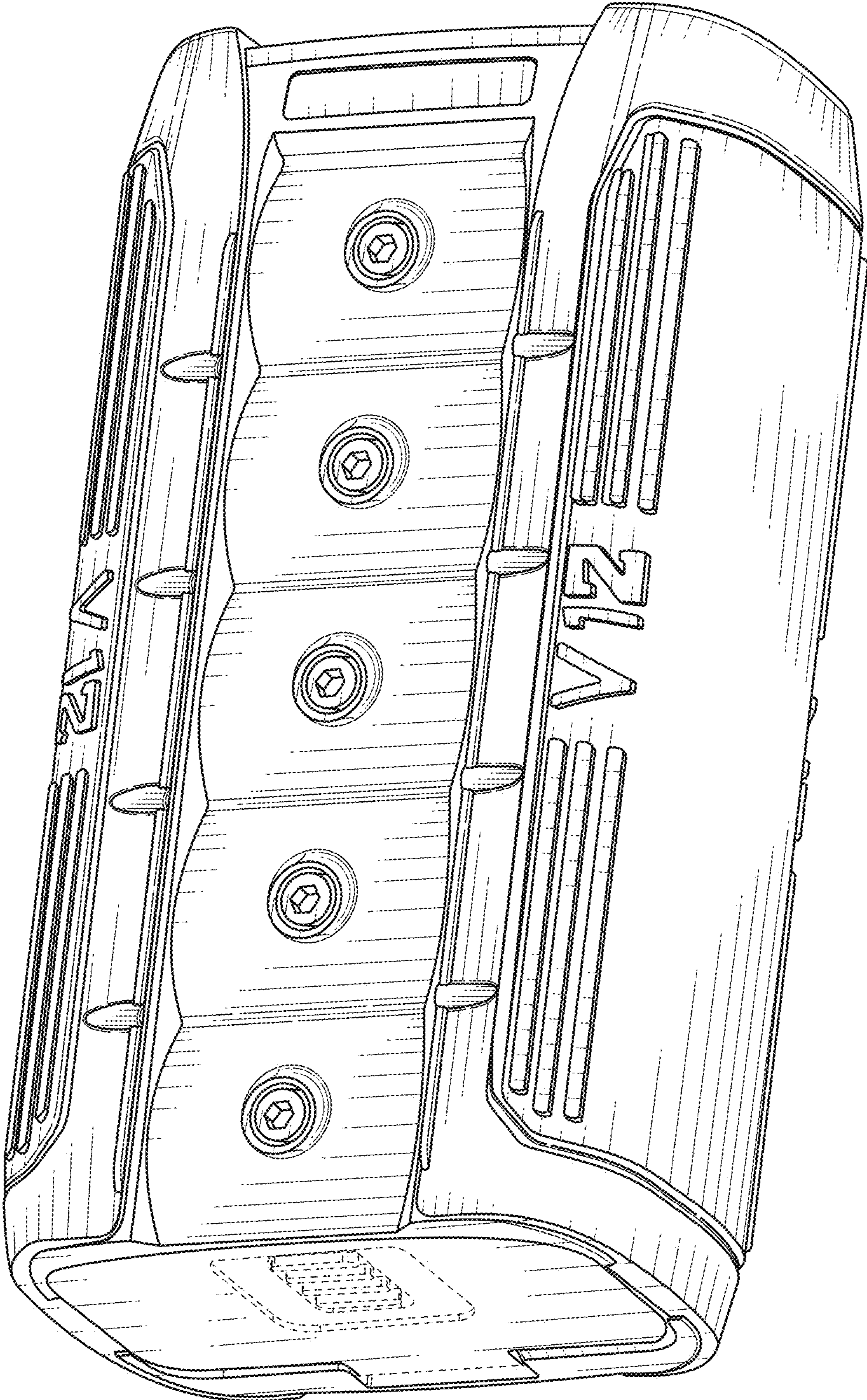


FIG. 8