



US00D906932S

(12) **United States Design Patent**  
**Ma**

(10) **Patent No.:** **US D906,932 S**

(45) **Date of Patent:** **\*\* Jan. 5, 2021**

(54) **VEHICLE WHEEL**

(71) Applicant: **CITIC Dicastal Co., Ltd.**,  
Qinhuangdao (CN)

(72) Inventor: **Liang Ma**, Qinhuangdao (CN)

(73) Assignee: **CITIC Dicastal Co., Ltd.**,  
Qinhuangdao (CN)

(\*\*) Term: **15 Years**

(21) Appl. No.: **29/710,200**

(22) Filed: **Oct. 21, 2019**

(30) **Foreign Application Priority Data**

Jun. 17, 2019 (CN) ..... 2019 3 03121552

(51) **LOC (13) Cl.** ..... **12-16**

(52) **U.S. Cl.**  
USPC ..... **D12/209**

(58) **Field of Classification Search**  
USPC ..... D12/204-213; D21/563  
CPC .... B60B 7/00; B60B 7/02; B60B 7/04; B60B  
7/01; B60B 7/06; B60B 3/02; B60B 3/04;  
B60B 3/06; B60B 3/10; B60B 1/00;  
B60B 1/08; B60B 1/10; B60B 1/12

See application file for complete search history.

(56) **References Cited**

U.S. PATENT DOCUMENTS

D460,939 S	*	7/2002	Chung	.....	D12/209
D498,194 S	*	11/2004	Aquino	.....	D12/209
D535,237 S	*	1/2007	Conner	.....	D12/209
D558,116 S	*	12/2007	Martin	.....	D12/209
D731,387 S	*	6/2015	Asare	.....	D12/209
D739,803 S	*	9/2015	Miansian	.....	D12/209
D805,016 S	*	12/2017	Jallad	.....	D12/209
D860,102 S	*	9/2019	Tilbrook	.....	D12/209
D875,637 S	*	2/2020	Jia	.....	D12/209

\* cited by examiner

*Primary Examiner* — Stacia A Cadmus

(74) *Attorney, Agent, or Firm* — IPro, PLLC; Qian Gu



(57) **CLAIM**

The ornamental design for a vehicle wheel, as shown and described.

**DESCRIPTION**

FIG. 1 is a front view of a vehicle wheel. FIG. 2 is a perspective view of the vehicle wheel; and, FIG. 3 is a left side view of the vehicle wheel. The broken line showing of the rear of the rim, the valve stem hole, the bolt holes and the center hole in the central hub area is included for the purpose of illustrating environment and forms no part of the claimed design.

**1 Claim, 3 Drawing Sheets**






FIG. 1




FIG. 2




FIG. 3