



US00D906929S

(12) **United States Design Patent**
Ma

(10) **Patent No.:** **US D906,929 S**

(45) **Date of Patent:** **** Jan. 5, 2021**

(54) **VEHICLE WHEEL**

(71) Applicant: **CITIC Dicastal Co., Ltd.**,
Qinhuangdao (CN)

(72) Inventor: **Liang Ma**, Qinhuangdao (CN)

(73) Assignee: **CITIC Dicastal Co., Ltd.**,
Qinhuangdao (CN)

(**) Term: **15 Years**

(21) Appl. No.: **29/709,873**

(22) Filed: **Oct. 17, 2019**

(30) **Foreign Application Priority Data**

Jun. 17, 2019 (CN) 2019 3 0311941

(51) **LOC (13) Cl.** **12-16**

(52) **U.S. Cl.**
USPC **D12/209**

(58) **Field of Classification Search**

USPC D12/204-213; D21/563

CPC B60B 7/00; B60B 7/02; B60B 7/04; B60B

7/01; B60B 7/06; B60B 3/02; B60B 3/04;

B60B 3/06; B60B 3/10; B60B 1/00;

B60B 1/08; B60B 1/10; B60B 1/12

See application file for complete search history.

(56) **References Cited**

U.S. PATENT DOCUMENTS

D444,119 S * 6/2001 Brintouch D12/211

D528,962 S * 9/2006 Blasi D12/211

D593,020 S * 5/2009 Blasi D12/211

D634,692 S * 3/2011 Stefanov D12/211

D666,548 S * 9/2012 Antoniadis D12/211

D667,767 S * 9/2012 Gotschke D12/209

D705,152 S * 5/2014 Nakamura D12/209

D707,165 S * 6/2014 Wheel D12/209

D739,327 S * 9/2015 Wagener D12/209

D754,583 S * 4/2016 Valencia Pollex D12/211

D769,784 S * 10/2016 Bazinski D12/209

D775,045 S * 12/2016 Peat D12/209

D785,533 S * 5/2017 Pires D12/209

D791,671 S * 7/2017 Bucher D12/211

D802,511 S * 11/2017 Gallert D12/211

D853,297 S * 7/2019 He D12/209

D867,965 S * 11/2019 Wheel D12/211

D877,035 S * 3/2020 Park D12/211

D885,285 S * 5/2020 Bernoni D12/209

* cited by examiner

Primary Examiner — Stacia A Cadmus

(74) *Attorney, Agent, or Firm* — IPro, PLLC; Qian Gu

(57) **CLAIM**

The ornamental design for a vehicle wheel, as shown and described.

DESCRIPTION

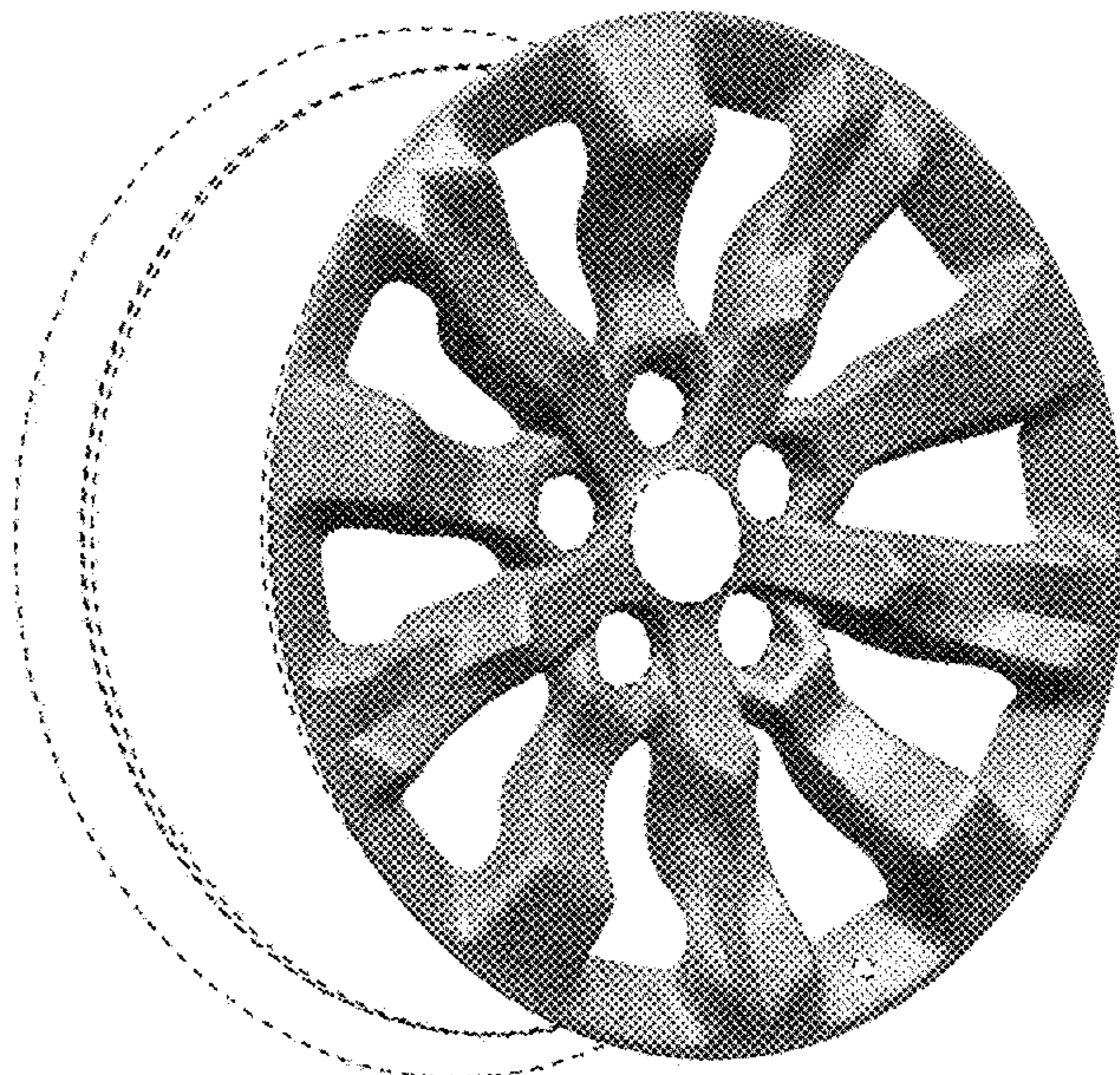

FIG. 1 is a front view of a vehicle wheel.

FIG. 2 is a perspective view of the vehicle wheel; and,

FIG. 3 is a left side view of the vehicle wheel.

The broken line showing of the rear of the rim, the valve stem hole, the bolt holes and the center hole in the central hub area is included for the purpose of illustrating environment and forms no part of the claimed design.

1 Claim, 3 Drawing Sheets






FIG. 1

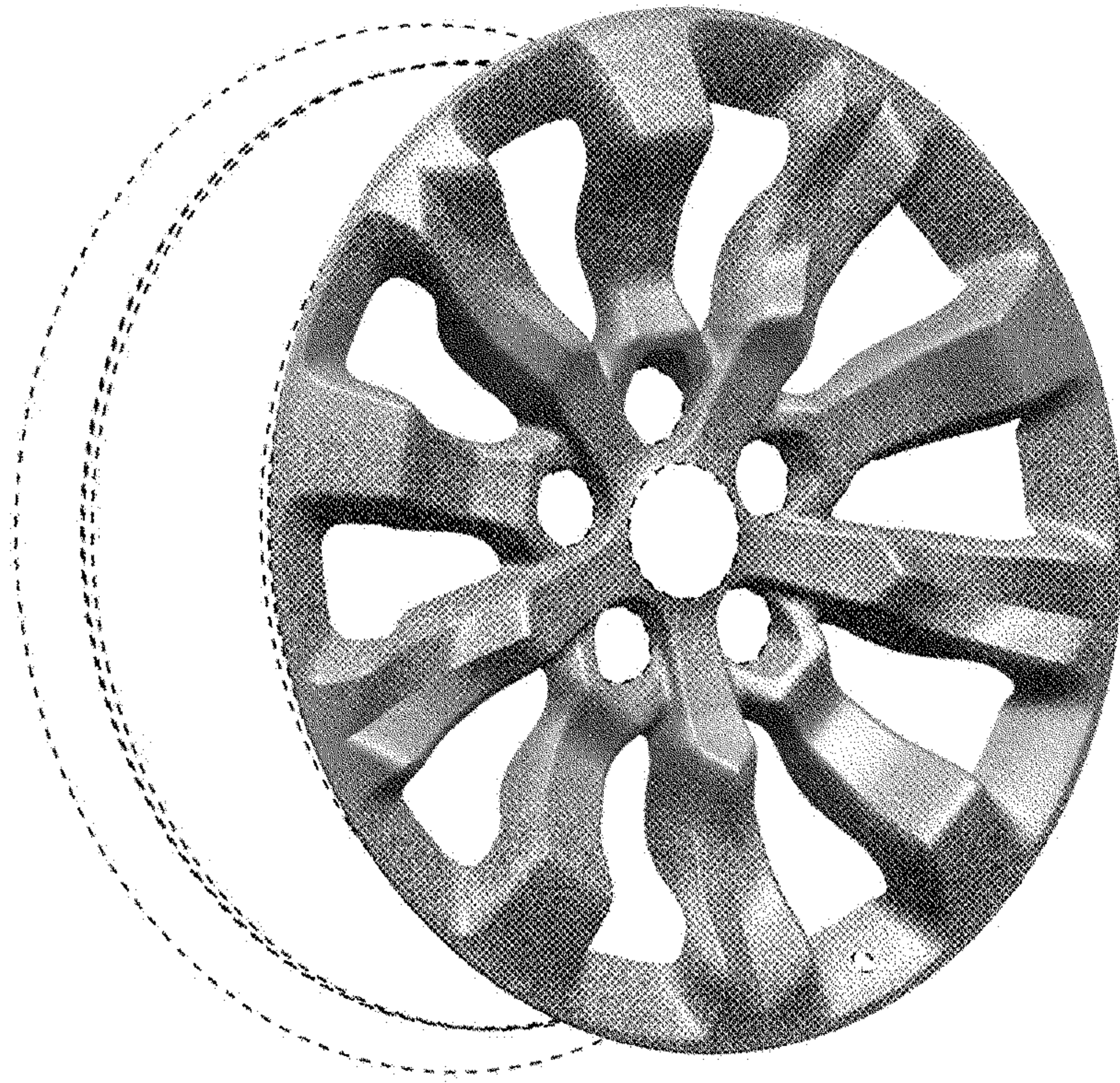


FIG. 2




FIG. 3