



US00D906905S

(12) **United States Design Patent** (10) **Patent No.:** **US D906,905 S**
Bucher et al. (45) **Date of Patent:** **** *Jan. 5, 2021**

(54) **VEHICLE REAR UPPER BUMPER COVER**

(71) Applicant: **Ford Global Technologies, LLC,**
Dearborn, MI (US)

(72) Inventors: **George Bucher,** Dearborn, MI (US);
James Grake, Beverly Hills, MI (US);
Soohyoung Kim, Northville, MI (US)

(73) Assignee: **Ford Global Technologies, LLC,**
Dearborn, MI (US)

(*) Notice: This patent is subject to a terminal disclaimer.

(**) Term: **15 Years**

(21) Appl. No.: **29/593,088**

(22) Filed: **Feb. 6, 2017**

(51) **LOC (13) Cl.** **12-16**

(52) **U.S. Cl.**
USPC **D12/169**

(58) **Field of Classification Search**
USPC D12/86, 90-92, 163, 169, 171, 196, 216;
293/102, 113, 115, 117, 120; 296/180.1,
296/180.2
CPC B60R 19/02; B60R 19/04; B60R 19/52;
B62D 25/08

See application file for complete search history.

(56) **References Cited**

U.S. PATENT DOCUMENTS

D468,674 S *	1/2003	Laster	D12/196
7,025,396 B2 *	4/2006	Omura	B60R 19/18 293/102
D586,706 S *	2/2009	Bauer	D12/169
D723,435 S *	3/2015	Thole	D12/169
D733,622 S *	7/2015	Rupar	D12/169
D773,966 S *	12/2016	Choi	D12/169
D782,373 S *	3/2017	Curic	D12/169
D792,294 S *	7/2017	McCabe	D12/169
D792,295 S *	7/2017	McCabe	D12/169

D797,615 S *	9/2017	Hatton	D12/169
D797,617 S *	9/2017	Mori	D12/169
D798,200 S *	9/2017	Zavatski	D12/169
D798,202 S *	9/2017	Zavatski	D12/169
D798,203 S *	9/2017	Shiu	D12/169
D798,779 S *	10/2017	Varga	D12/169
D799,388 S *	10/2017	Smock	D12/169
D801,239 S *	10/2017	Yang	D12/169
2001/0020796 A1 *	9/2001	Delavalle	B62D 25/08 296/193.04
2006/0022472 A1 *	2/2006	Omura	B60R 19/18 293/120

FOREIGN PATENT DOCUMENTS

KR	300501840.0000	*	8/2008
WO	D076261	*	6/2011
WO	D085046-001	*	12/2014

OTHER PUBLICATIONS

<https://www.youtube.com/watch?v=KziNFsJMcSk> Posted Feb. 18, 2017 (Year: 2017).*

* cited by examiner

Primary Examiner — Leanne Was-Englehart

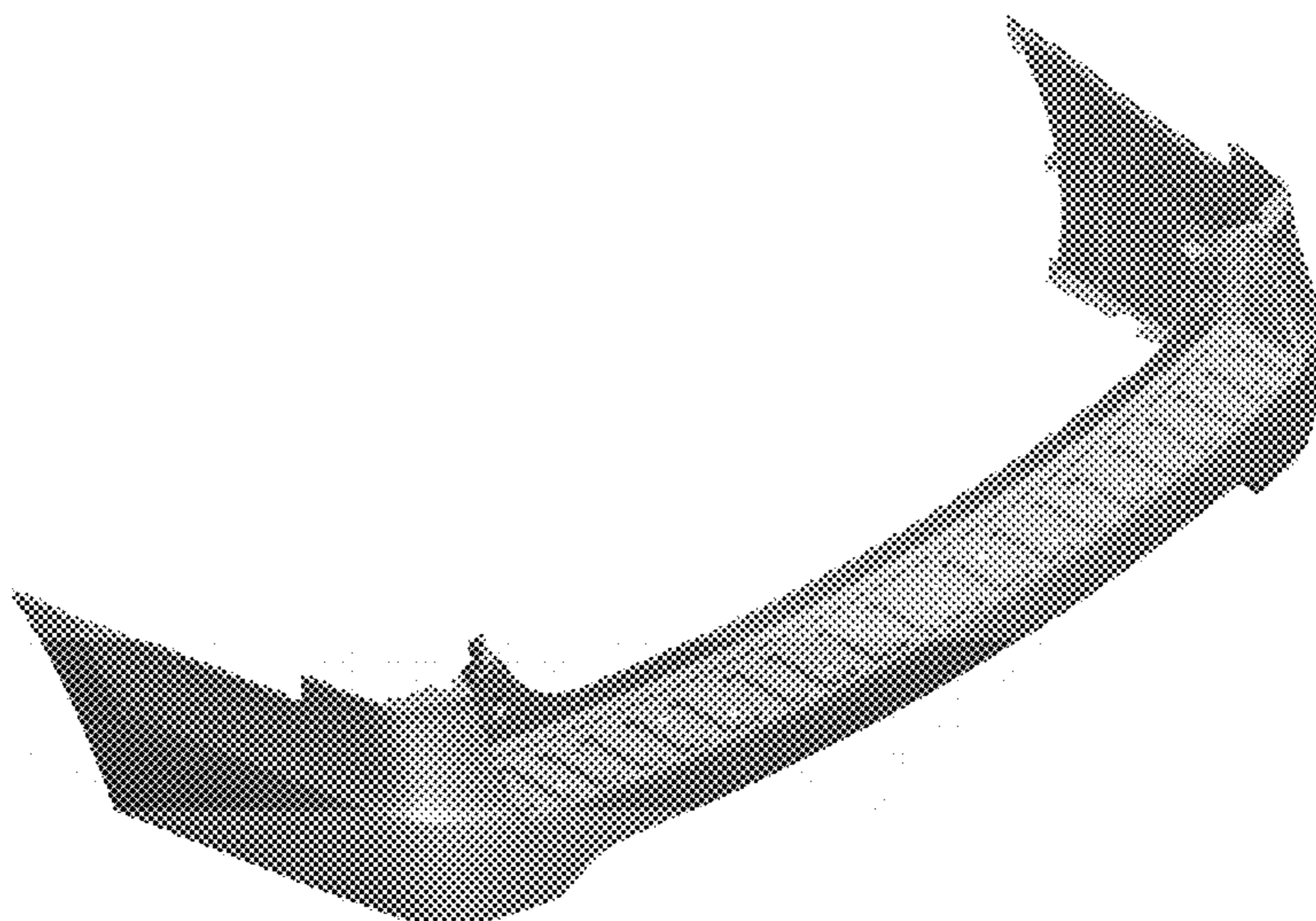
(57) **CLAIM**

The ornamental design for a vehicle rear upper bumper cover, as shown.

DESCRIPTION

FIG. 1 is a top left perspective view of a vehicle rear upper bumper cover, showing our new design;
FIG. 2 is a bottom left perspective view thereof;
FIG. 3 is a top rear inside perspective view thereof;
FIG. 4 is a front elevational view thereof;
FIG. 5 is a rear elevational view thereof;
FIG. 6 is a left side elevational view thereof;
FIG. 7 is a right side elevational view thereof;
FIG. 8 is a top plan view thereof; and,
FIG. 9 is a bottom plan view thereof.

1 Claim, 9 Drawing Sheets






FIG. 1

FIG. 2

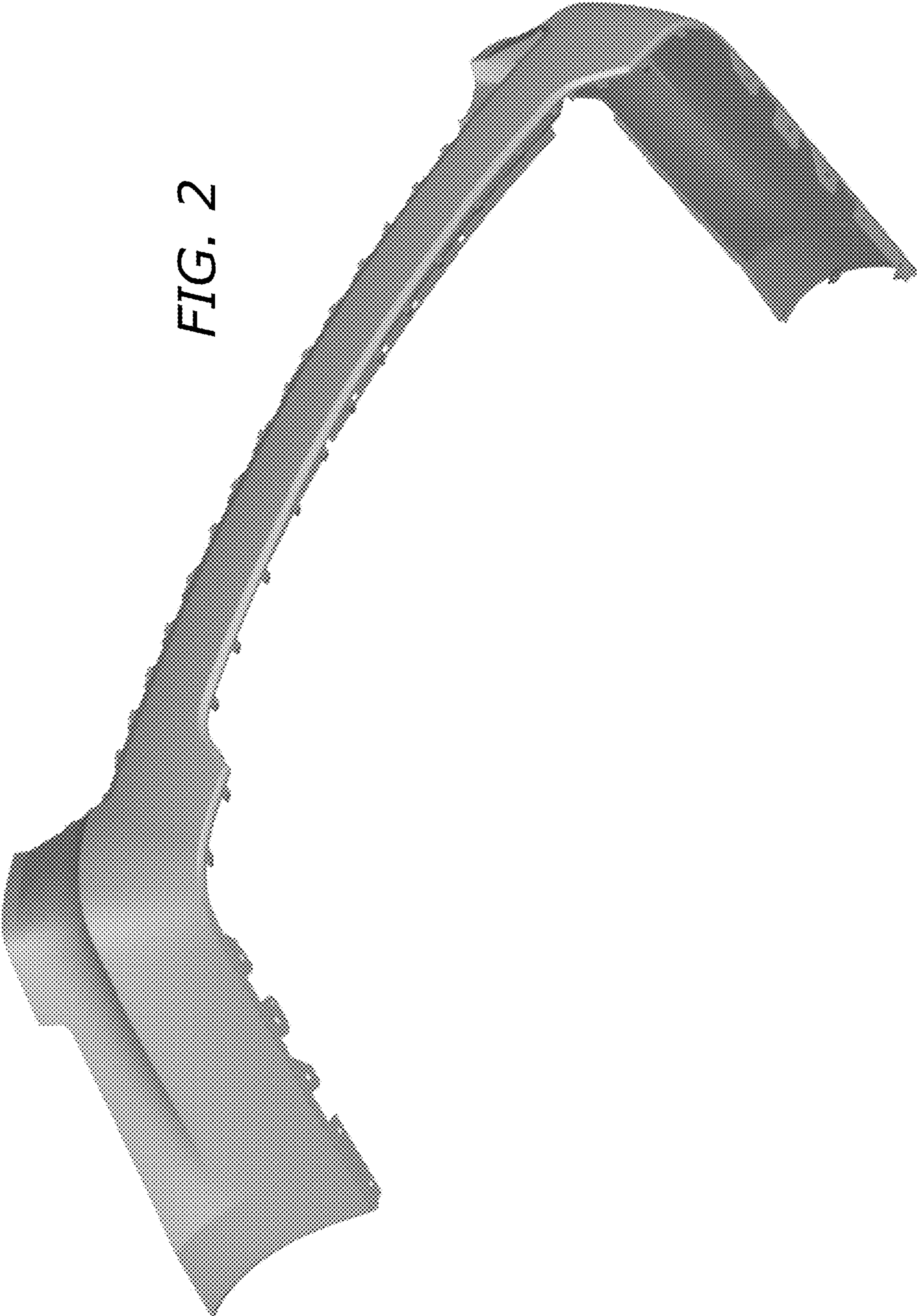



FIG. 3






FIG. 4

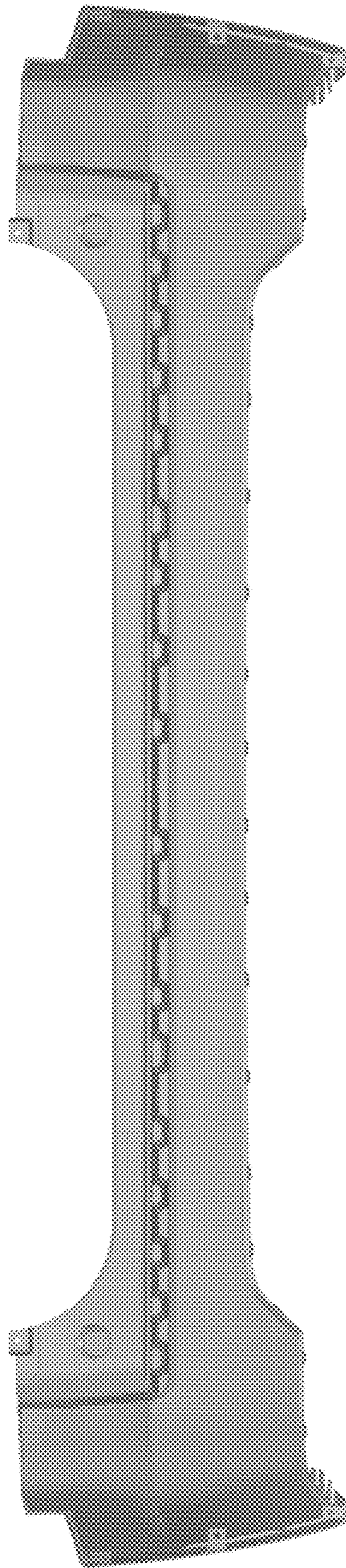


FIG. 5




FIG. 6




FIG. 7




FIG. 8

FIG. 9

