



US00D906903S

(12) **United States Design Patent**
Chen

(10) **Patent No.:** **US D906,903 S**

(45) **Date of Patent:** **** Jan. 5, 2021**

- (54) **VEHICLE FRONT GRILLE**
- (71) Applicant: **Jiangsu Lide Automotive Optical System Co., Ltd.**, Jiangsu Province (CN)
- (72) Inventor: **Yong Chen**, Jiangsu Province (CN)
- (73) Assignee: **Jiangsu Lide Automotive Optical System Co., Ltd.**, Jiangsu Province (CN)
- (**) Term: **15 Years**

D777,065 S *	1/2017	Patel	D12/163
D807,797 S *	1/2018	Peat	D12/163
D810,626 S *	2/2018	Macey	D12/91
D811,270 S *	2/2018	Zhang	D12/91
D814,354 S *	4/2018	Fisker	D12/91
D826,107 S *	8/2018	DiCanzio	D12/163
D827,495 S *	9/2018	Piscitelli	D12/91
D828,223 S *	9/2018	Piscitelli	D12/91
D842,172 S *	3/2019	Chi	D12/163
D842,175 S *	3/2019	Hartenstein	D12/163
D847,025 S *	4/2019	Zavatski	D12/91
D871,979 S *	1/2020	Zheng	D12/163
D876,997 S *	3/2020	Zeng	D12/163
D883,150 S *	5/2020	Li	D12/163
D891,314 S *	7/2020	Shao	D12/163

* cited by examiner

(21) Appl. No.: **29/714,262**

(22) Filed: **Nov. 21, 2019**

(30) **Foreign Application Priority Data**

May 21, 2019 (CN) 2019 3 02502754

(51) **LOC (13) Cl.** **12-16**

(52) **U.S. Cl.**
USPC **D12/163**

(58) **Field of Classification Search**
USPC D12/163, 196, 86, 90-92, 169, 190, 98,
D12/164; 293/102, 113, 115, 117, 120,
293/193.11; 296/180.1, 180.2; 180/68.1,
180/68.6
CPC B60R 19/52; B60K 11/08; B62D 25/08;
B62B 9/16

See application file for complete search history.

(56) **References Cited**

U.S. PATENT DOCUMENTS

D534,458 S *	1/2007	Renkert	D12/91
D554,563 S *	11/2007	Moushegian	D12/91
D731,922 S *	6/2015	Beaven	D12/91

Primary Examiner — Melody N Brown

(74) *Attorney, Agent, or Firm* — Brad Bertoglio; Intelink Law Group P.C.

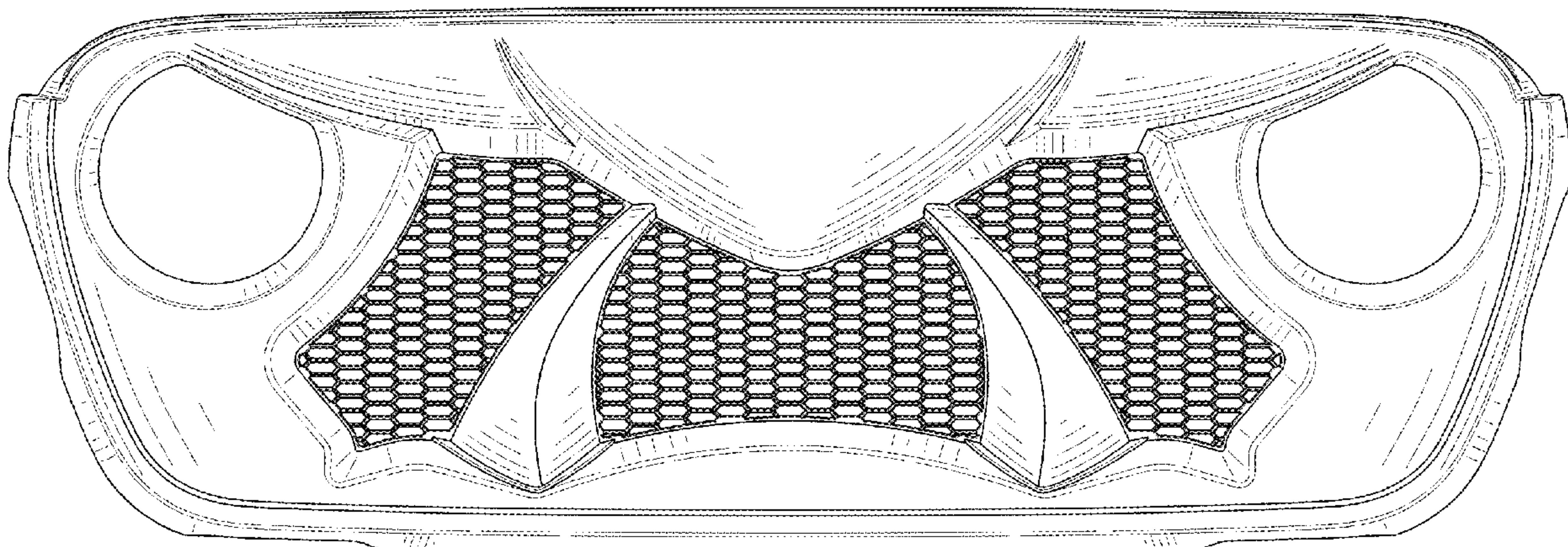
(57) **CLAIM**

The ornamental design for a vehicle front grille, as shown and described.

DESCRIPTION

FIG. 1 is a top, front and left side perspective view of a vehicle front grille showing my new design;
FIG. 2 is a top, rear, right perspective view thereof;
FIG. 3 is a front elevational view thereof;
FIG. 4 is a rear elevational view thereof;
FIG. 5 is a left side elevational view thereof;
FIG. 6 is a right side elevational view thereof;
FIG. 7 is a top plan view thereof; and,
FIG. 8 is a bottom plan view thereof.
Portions of the article not shown form no part of the claimed design.

1 Claim, 8 Drawing Sheets



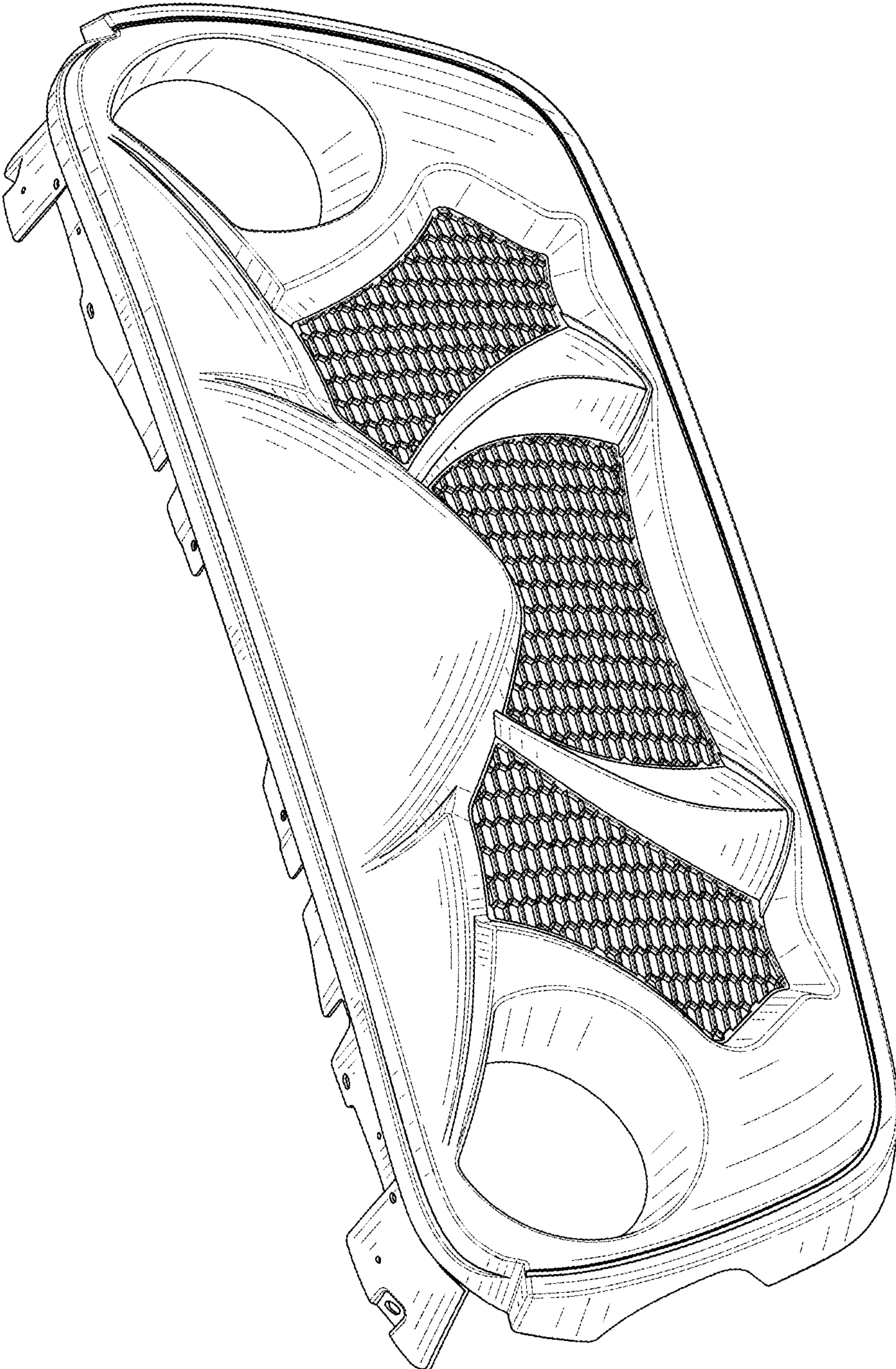


FIG. 1

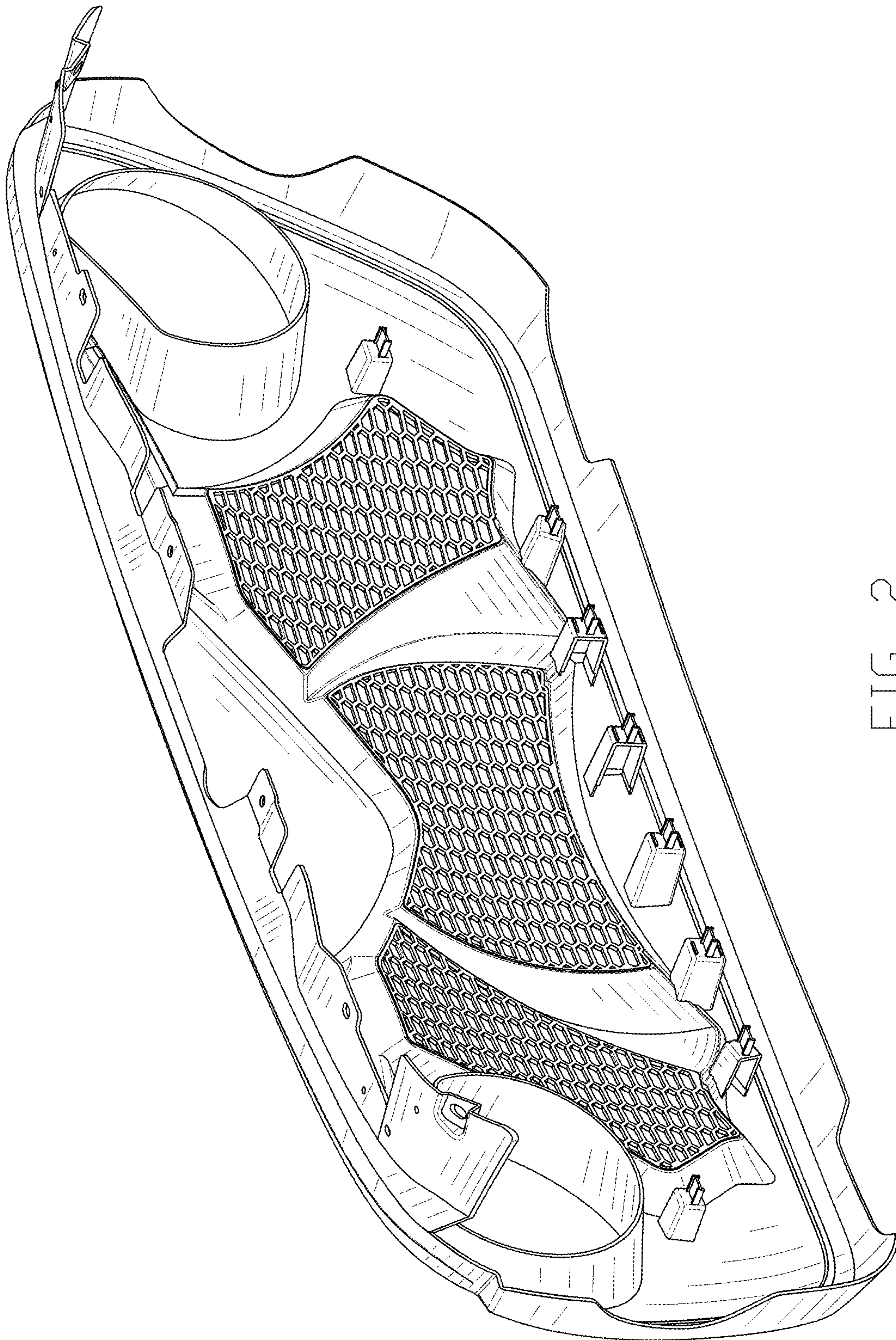


FIG. 2

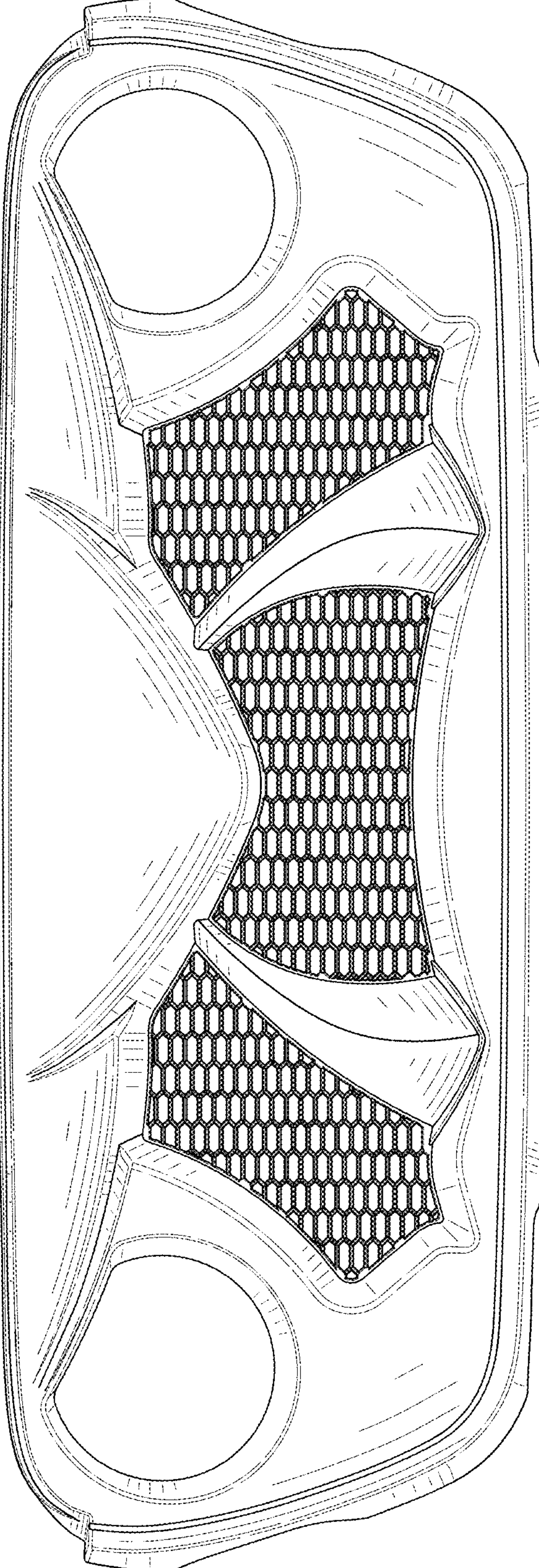


FIG. 3

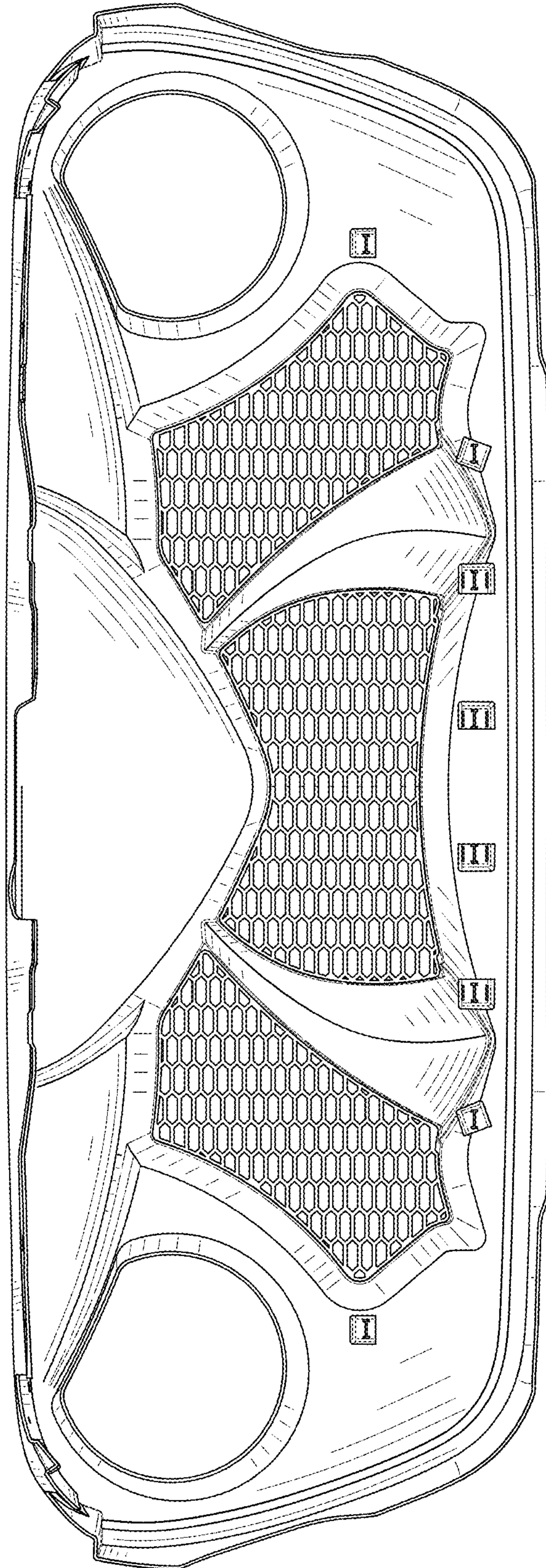


FIG. 4

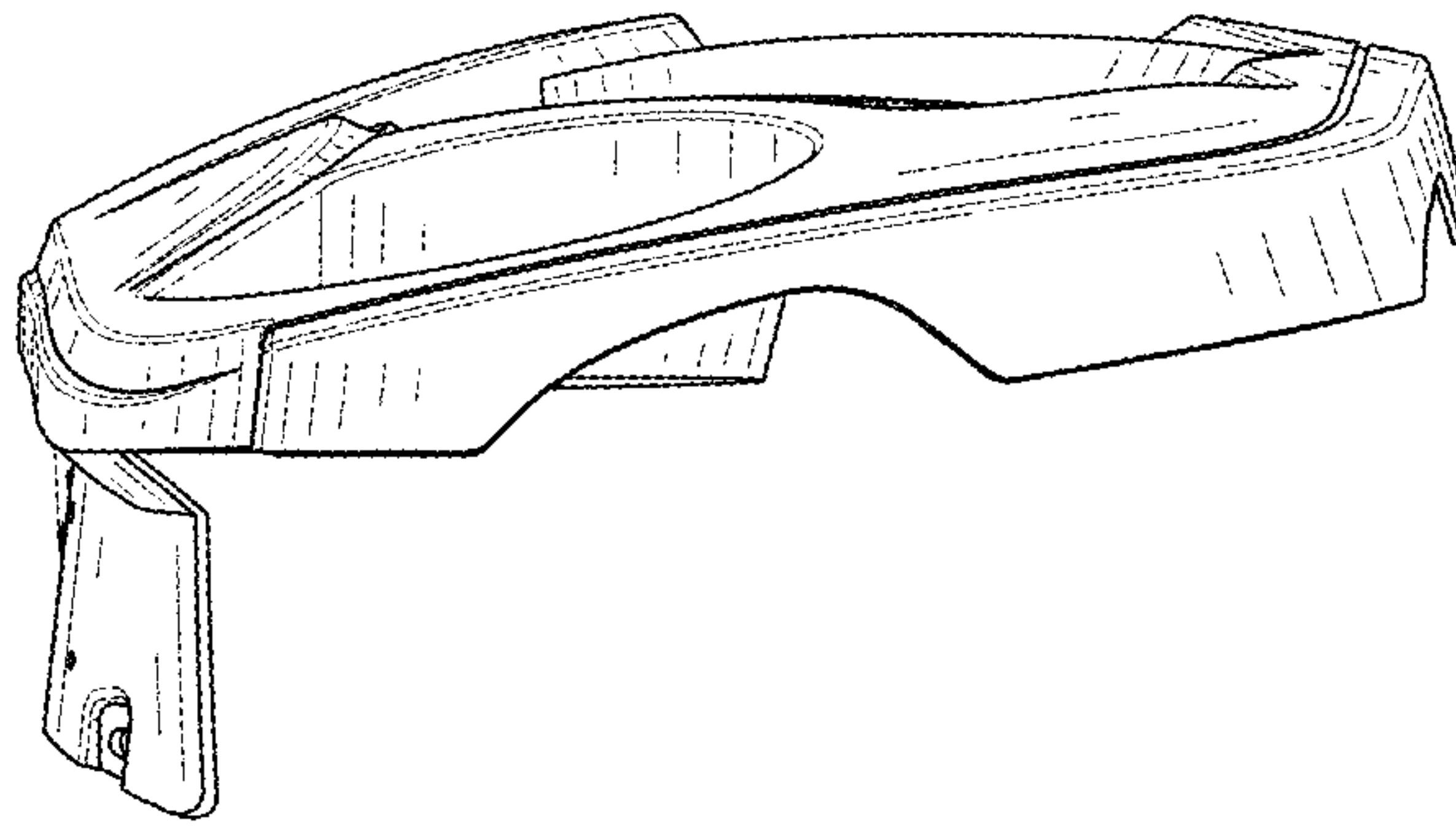


FIG. 5

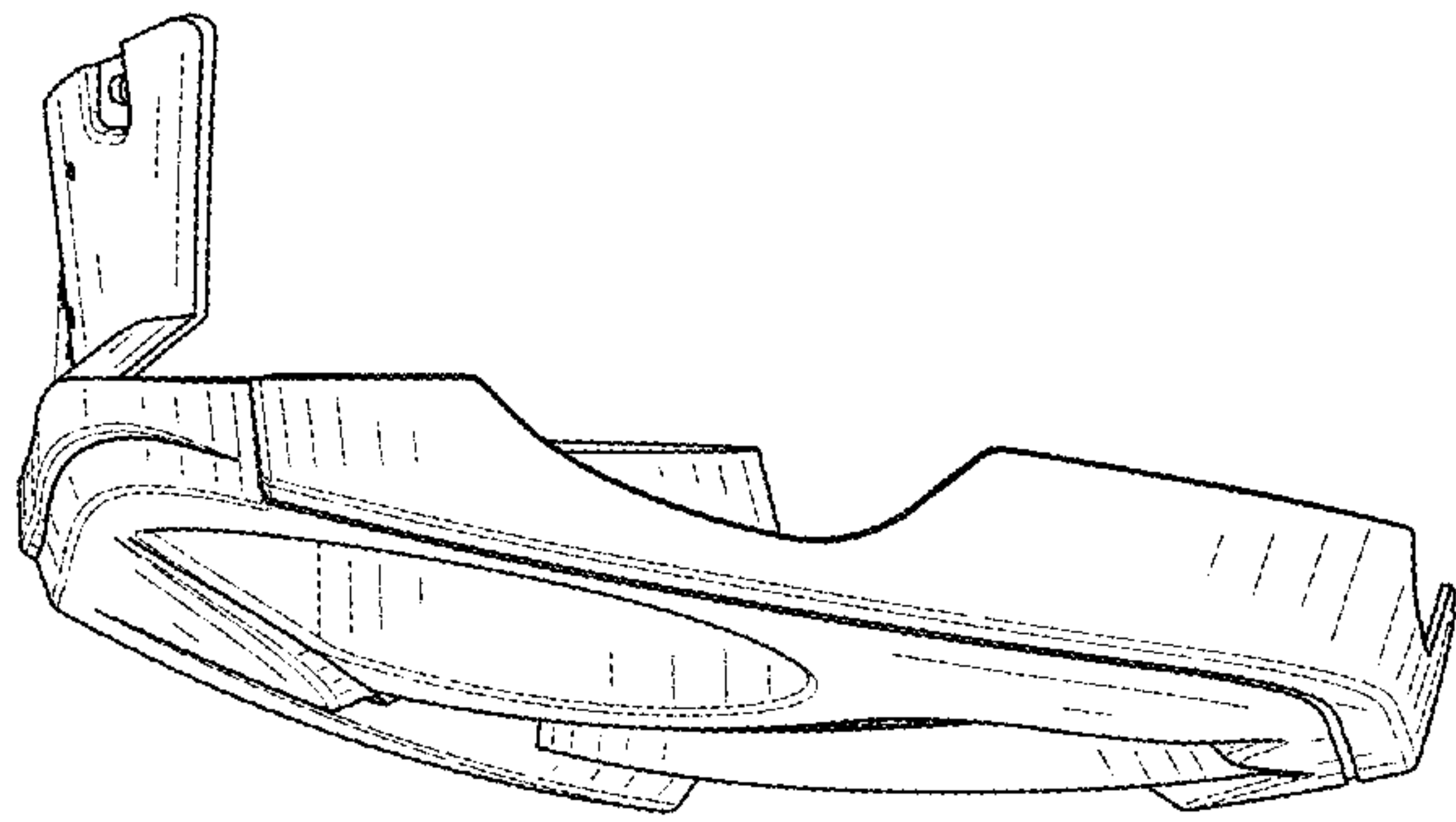


FIG. 6

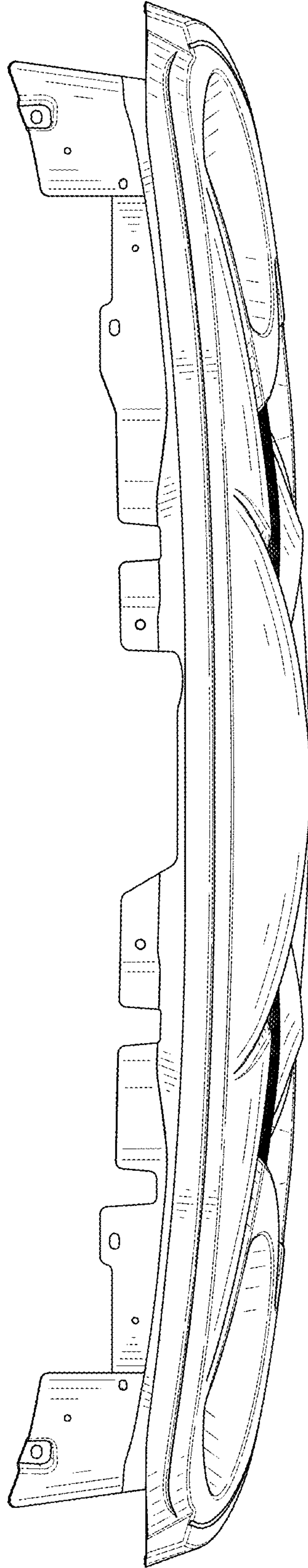


FIG. 7

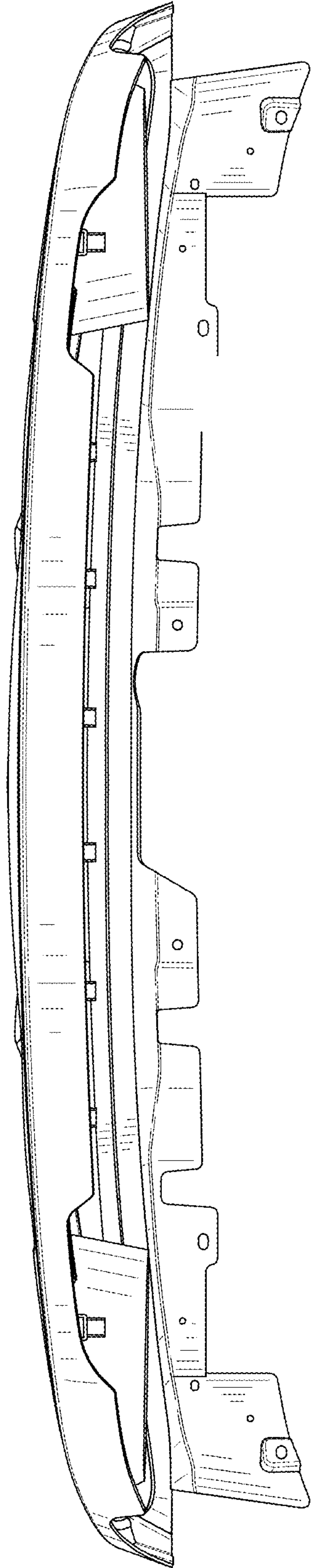


FIG. 8