



US00D906892S

(12) **United States Design Patent**  
**Lin et al.**

(10) **Patent No.:** **US D906,892 S**  
(45) **Date of Patent:** **\*\* Jan. 5, 2021**

(54) **BICYCLE**  
(71) Applicant: **Gogoro Inc.**, Wanchai (HK)  
(72) Inventors: **Hsun-Hsueh Lin**, Taoyuan (TW);  
**Ting-Ping Ku**, Taoyuan (TW); **Meng Yuan Wu**, Taoyuan (TW); **Shih-Yuan Lin**, Taoyuan (TW); **Hsin-Wen Su**, Taoyuan (TW); **Po-Chang Yeh**, Taoyuan (TW); **Liang-Yi Hsu**, Taoyuan (TW)

(73) Assignee: **Gogoro Inc.**, Wanchai (HK)

(\*\*) Term: **15 Years**

(21) Appl. No.: **29/692,425**

(22) Filed: **May 24, 2019**

(51) **LOC (13) Cl.** ..... **12-11**

(52) **U.S. Cl.**  
USPC ..... **D12/111**

(58) **Field of Classification Search**  
USPC ..... D12/111, 117; D21/412, 414, 419, D21/423-428, 431-435  
CPC ..... B62K 3/00; B62K 3/02; B62K 3/06  
See application file for complete search history.

(56) **References Cited**

**U.S. PATENT DOCUMENTS**

D507,768 S *	7/2005	Tomlinson	.....	D12/111
D542,189 S *	5/2007	Ellsworth	.....	D12/111
D604,205 S *	11/2009	Cattaneo	.....	D12/111
D635,894 S *	4/2011	Argote Vivar	.....	D12/111
D637,527 S *	5/2011	Choi	.....	D12/111
D667,347 S *	9/2012	Simko	.....	D12/111
D688,599 S *	8/2013	Silva	.....	D12/111
D689,407 S *	9/2013	Kim	.....	D12/111
D689,408 S *	9/2013	Kim	.....	D12/111
D720,657 S *	1/2015	Kahler, Jr.	.....	D12/111
D722,285 S *	2/2015	Silva	.....	D12/111
D734,218 S *	7/2015	D'Aluisio	.....	D12/111

D734,692 S *	7/2015	D'Aluisio	.....	D12/111
D735,089 S *	7/2015	Gauthier	.....	D12/111
D742,284 S *	11/2015	Strickland	.....	D12/111
D774,970 S *	12/2016	D'Aluisio	.....	D12/111
9,611,003 B1 *	4/2017	Yu	.....	B62M 6/90
D785,509 S *	5/2017	Juhlin	.....	D12/111
D801,875 S *	11/2017	Pfeiffer	.....	D12/111
D802,487 S *	11/2017	Petrov	.....	D12/111
D811,275 S *	2/2018	Hendey	.....	D12/111
D842,765 S *	3/2019	Deltour	.....	D12/111

(Continued)

*Primary Examiner* — Darlington Ly

(74) *Attorney, Agent, or Firm* — Banner & Witcoff, Ltd.

(57) **CLAIM**

The ornamental design for a bicycle, as shown and described.

**DESCRIPTION**

FIG. 1 is a perspective view of a first embodiment for a bicycle showing our new design;  
FIG. 2 is a front elevational view thereof;  
FIG. 3 is a rear elevational view thereof;  
FIG. 4 is a left side elevational view thereof;  
FIG. 5 is a right side elevational view thereof;  
FIG. 6 is a top plan view thereof;  
FIG. 7 is a bottom plan view thereof;  
FIG. 8 is a front perspective view thereof;  
FIG. 9 is a perspective view of a second embodiment for a bicycle showing our new design;  
FIG. 10 is a front elevational view thereof;  
FIG. 11 is a rear elevational view thereof;  
FIG. 12 is a left side elevational view thereof;  
FIG. 13 is a right side elevational view thereof;  
FIG. 14 is a top plan view thereof;  
FIG. 15 is a bottom plan view thereof; and,  
FIG. 16 is a front perspective view thereof.  
The broken lines and the grayed-out regions represent features which form no part of the claimed design.

**1 Claim, 16 Drawing Sheets**



(56)

**References Cited**

U.S. PATENT DOCUMENTS

2014/0265406 A1\* 9/2014 Huber ..... B62K 19/36  
296/29  
2016/0236745 A1\* 8/2016 Groendal ..... B62K 19/02  
2018/0065704 A1\* 3/2018 Choi ..... B62M 9/16

\* cited by examiner





FIG. 1

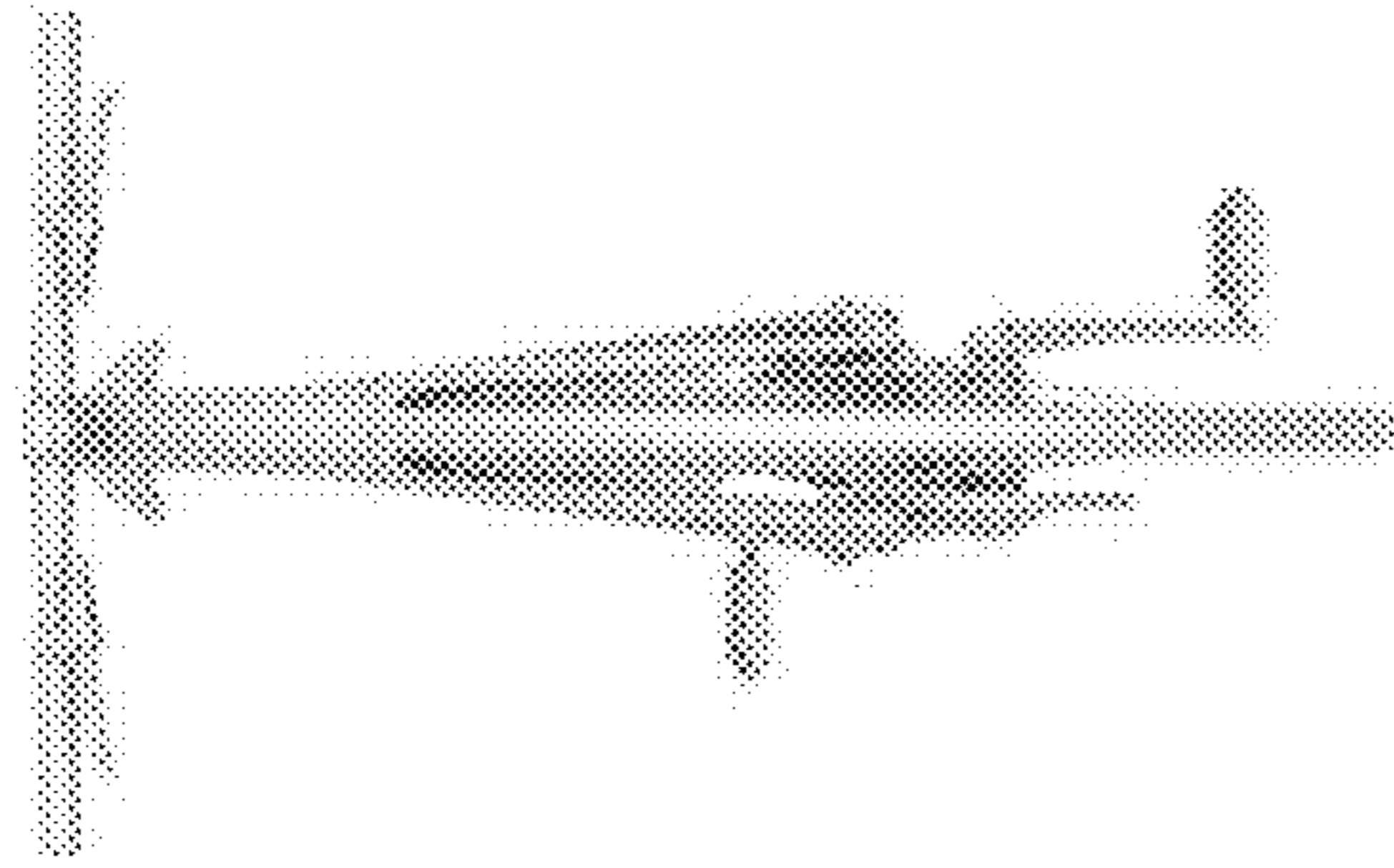


FIG. 2

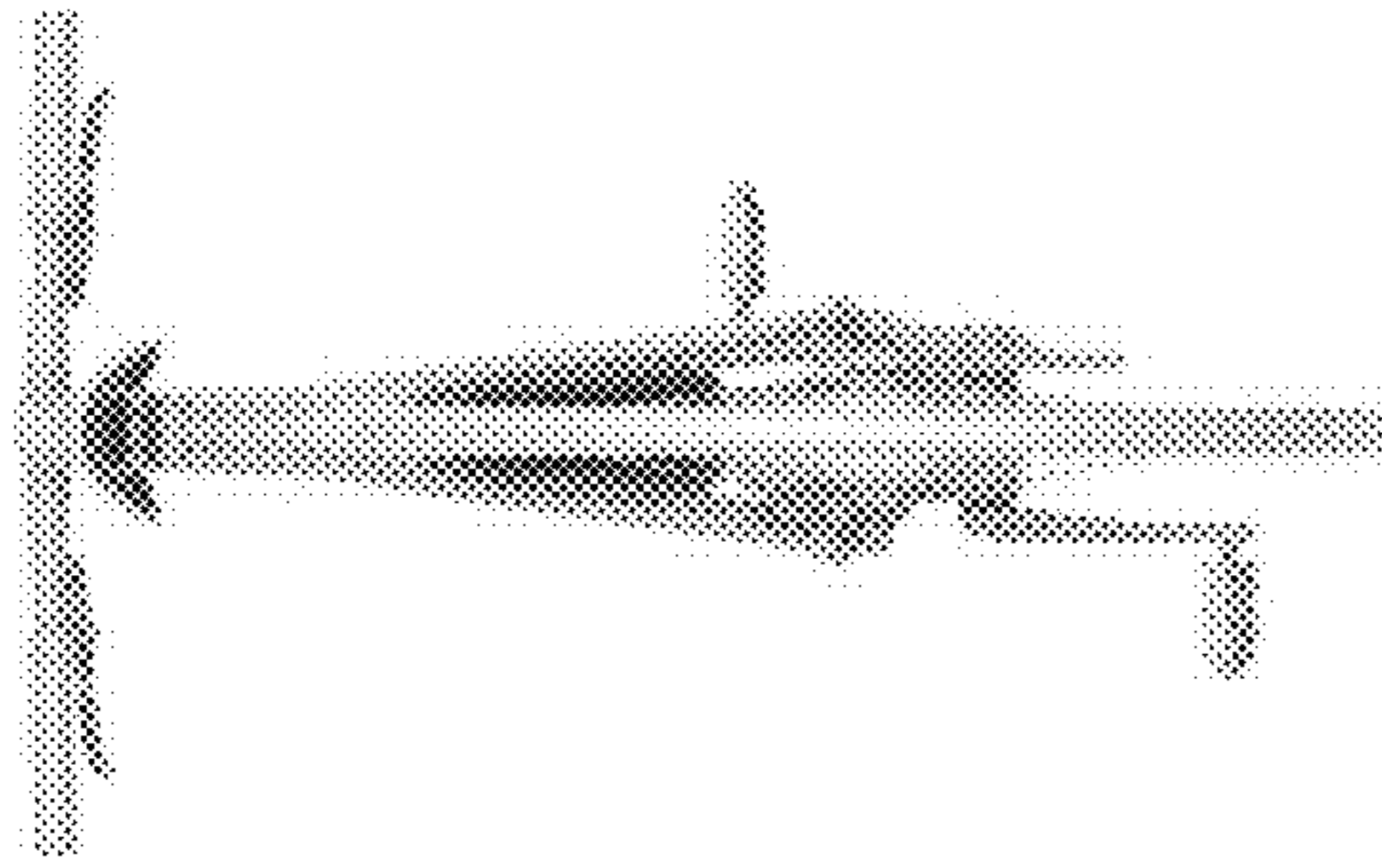


FIG. 3

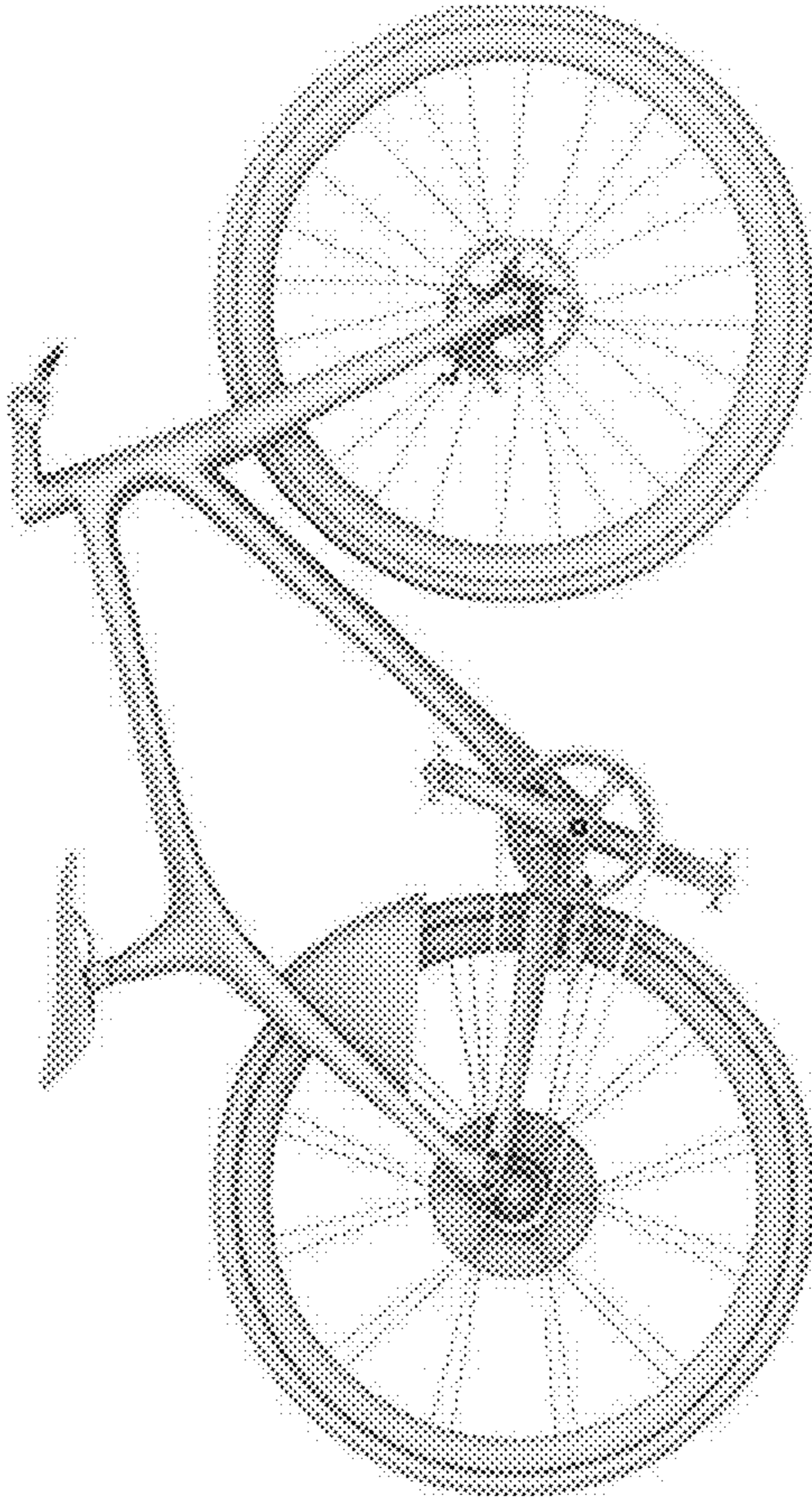


FIG. 4



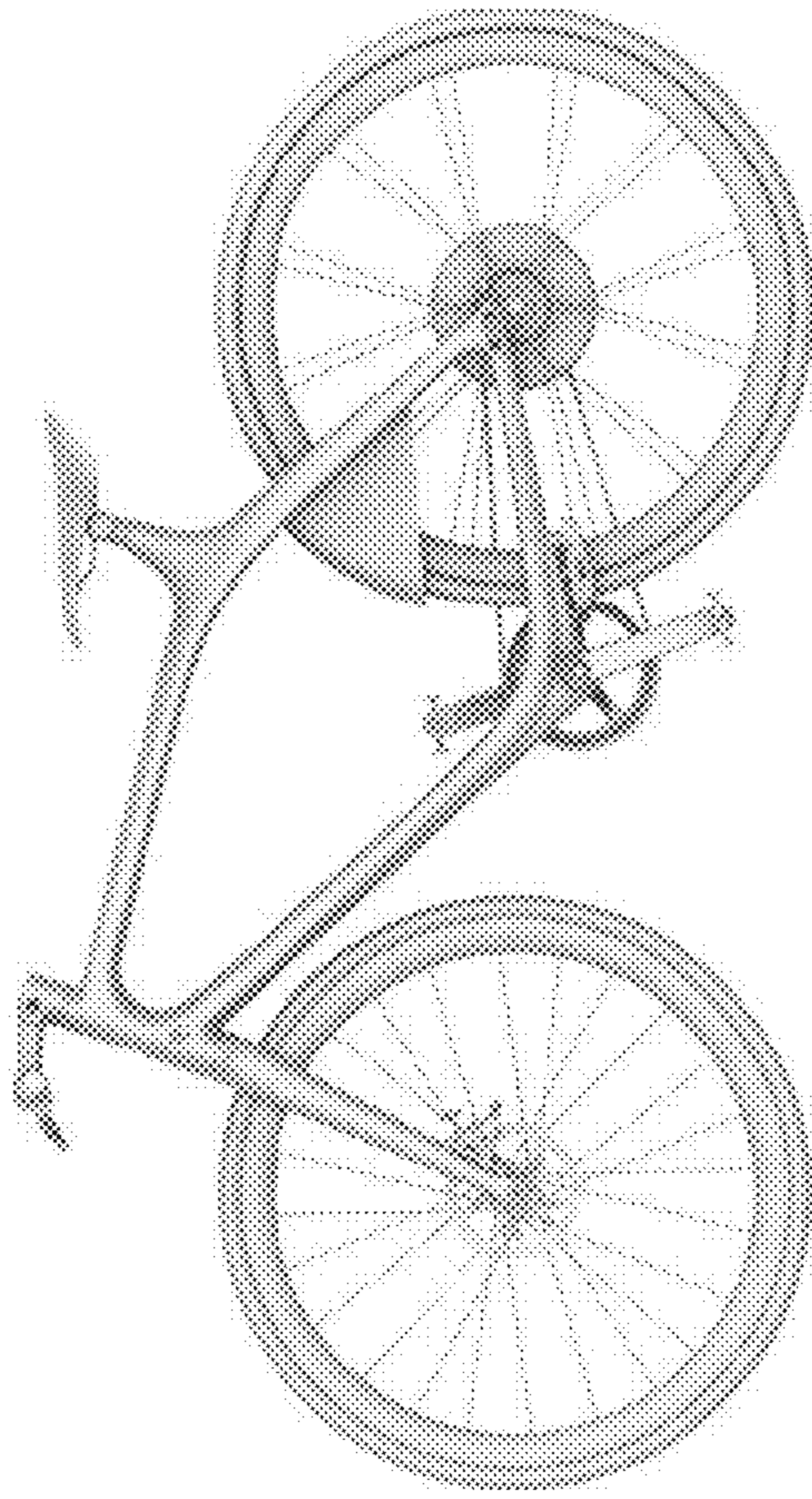


FIG. 5

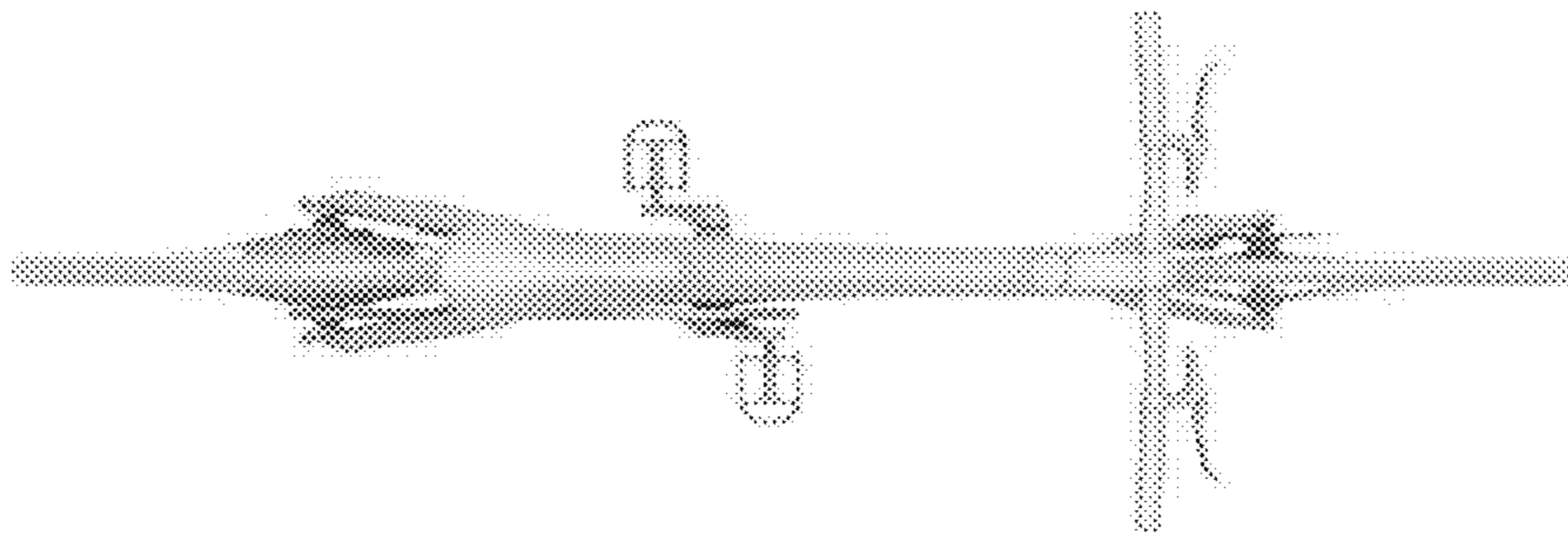


FIG. 6



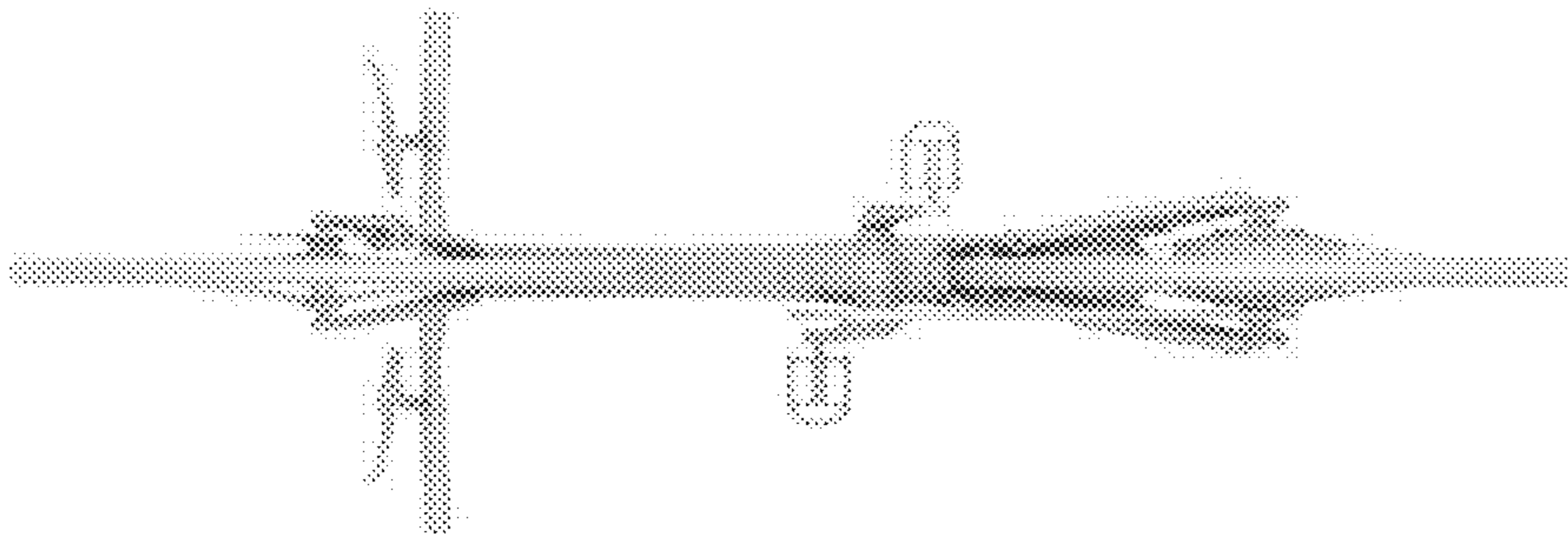


FIG. 7



FIG. 8



FIG. 9

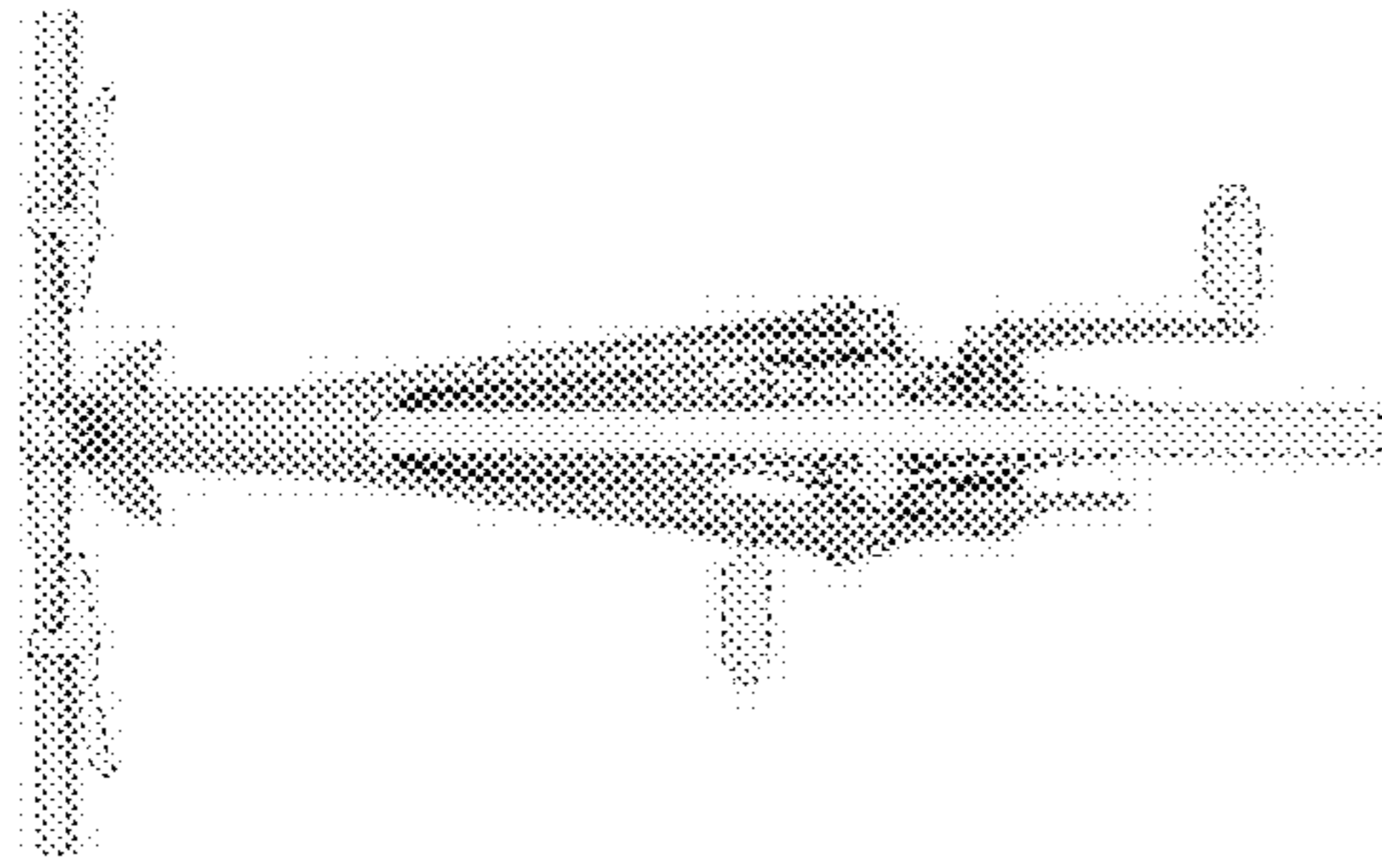


FIG. 10



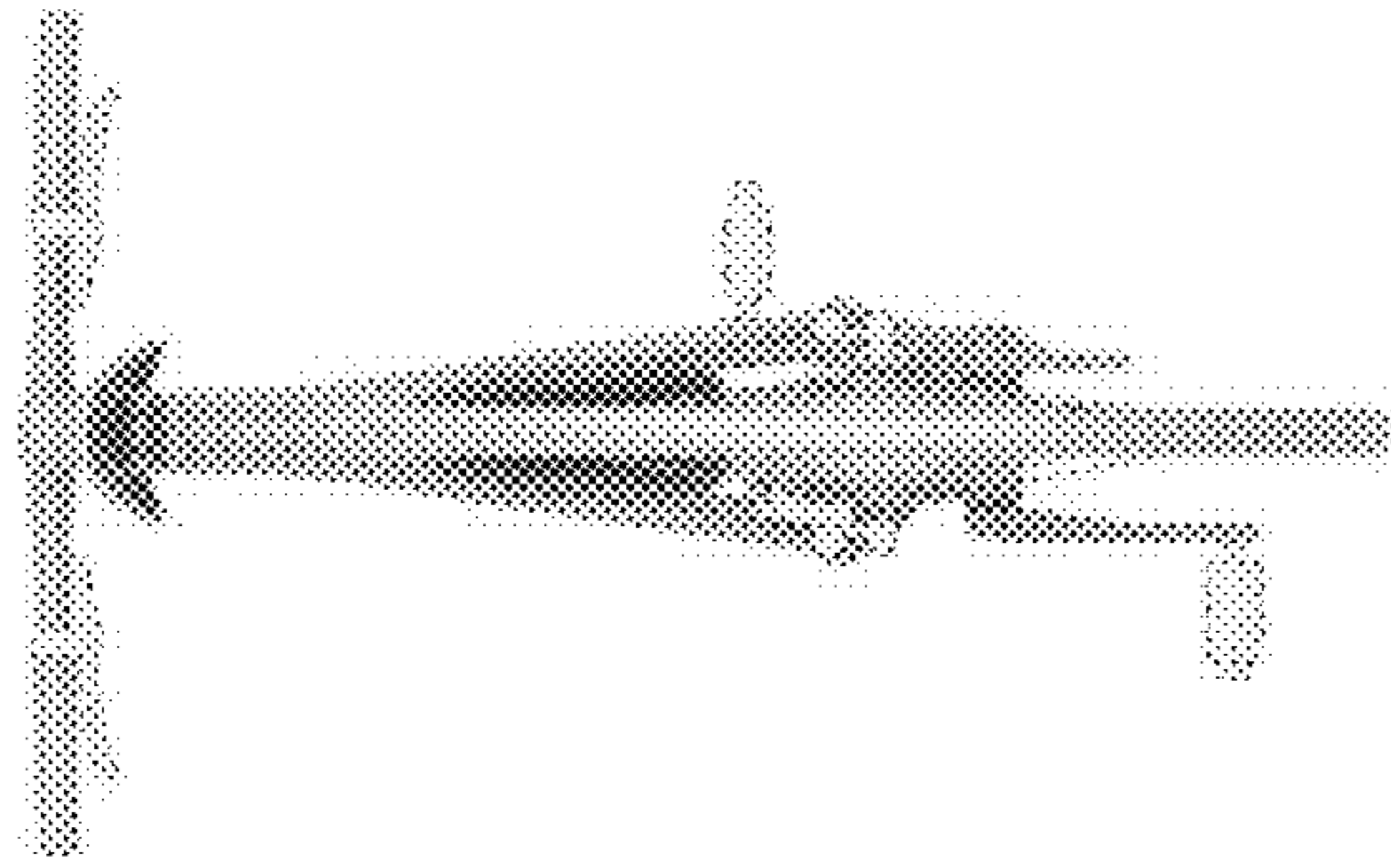


FIG. 11




FIG. 12

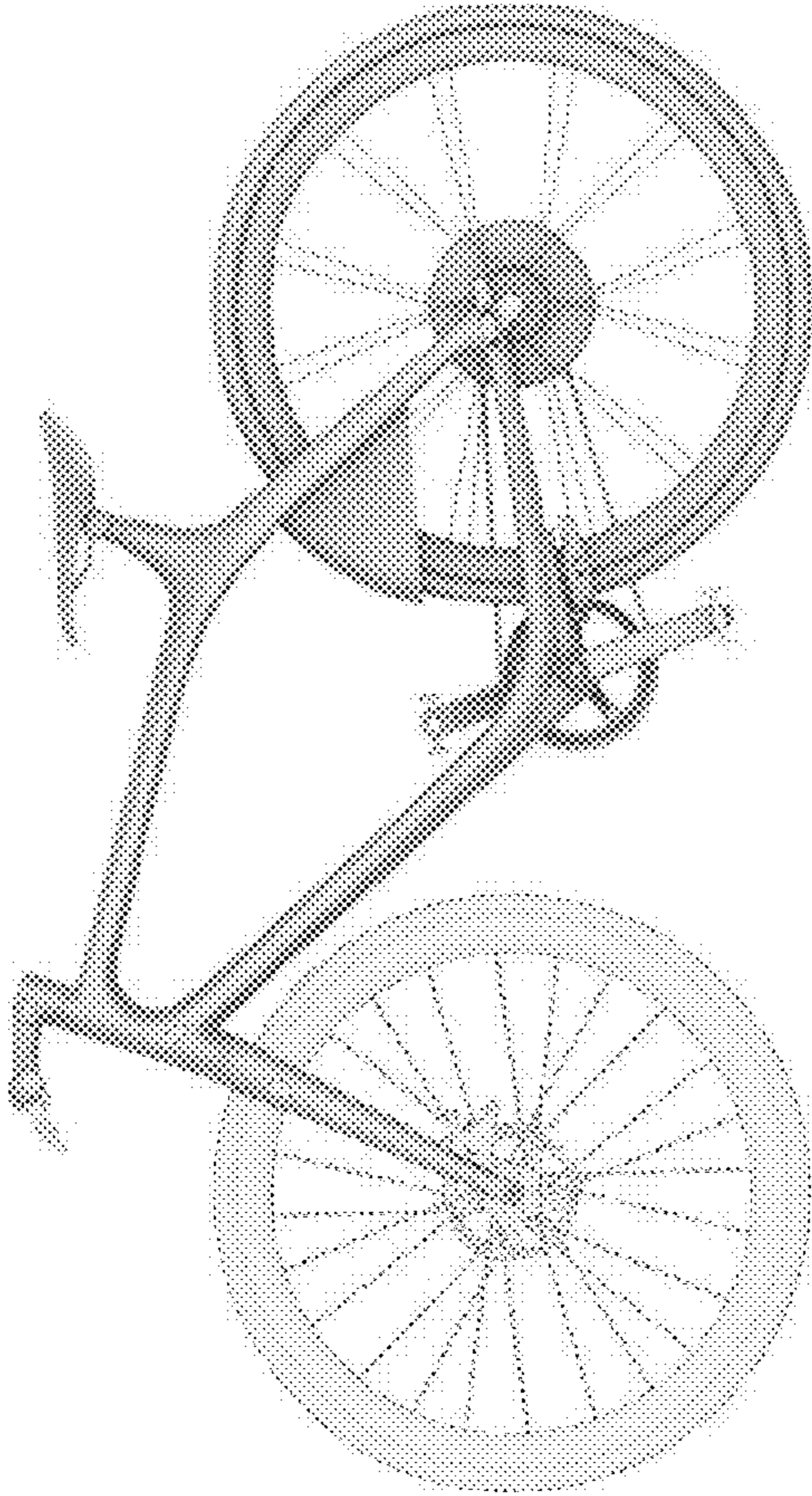


FIG. 13

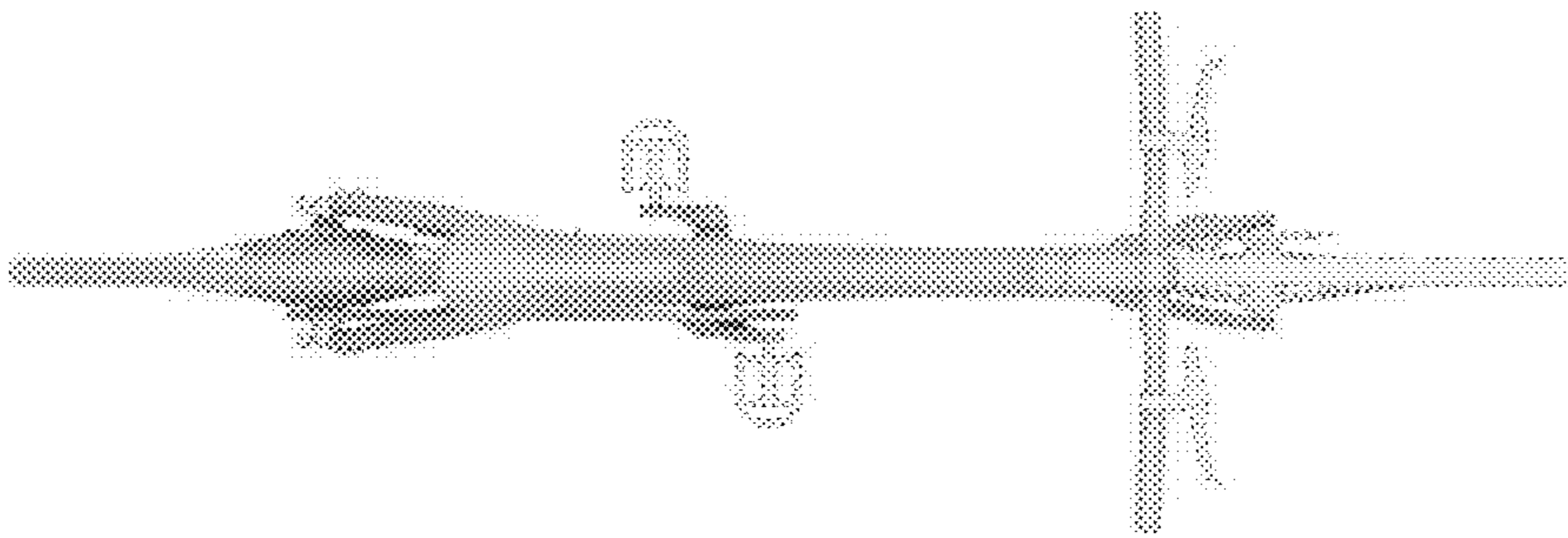


FIG. 14



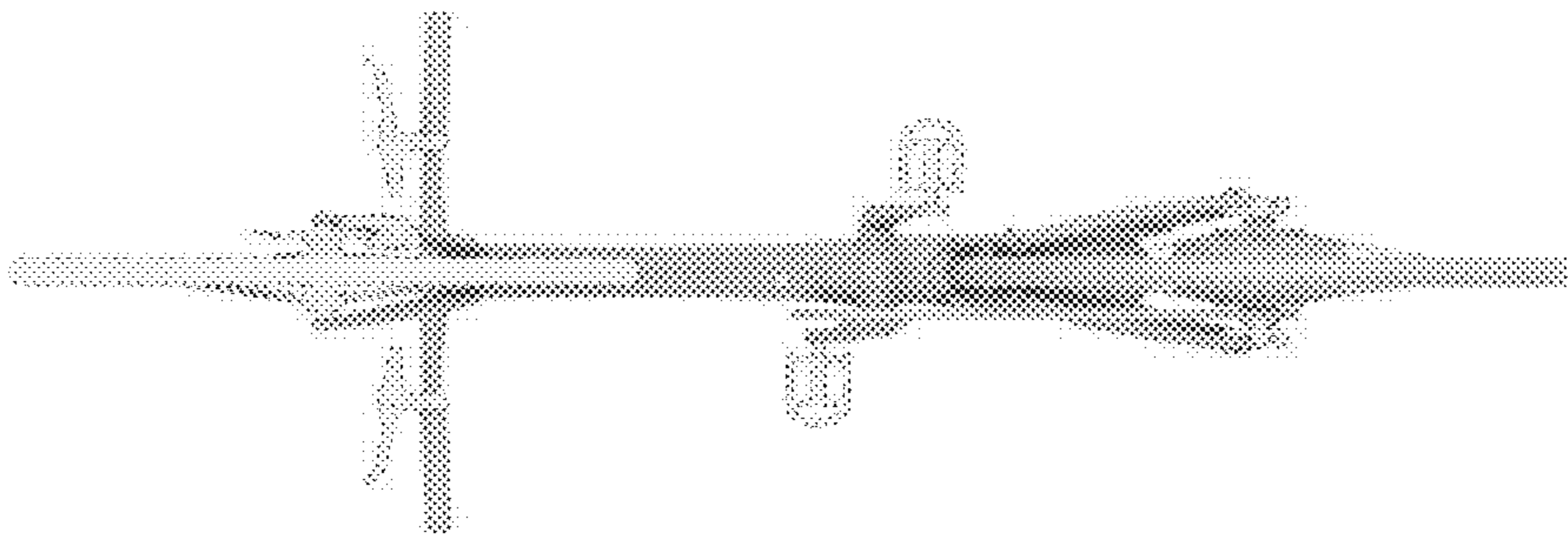


FIG. 15



FIG. 16