



US00D906888S

(12) **United States Design Patent**
Satulovsky

(10) **Patent No.:** **US D906,888 S**

(45) **Date of Patent:** **** Jan. 5, 2021**

(54) **AUTOMOTIVE VEHICLE EXTERIOR BODY**

(71) Applicant: **Carlos Eduardo Satulovsky**, San Jose, CA (US)

(72) Inventor: **Carlos Eduardo Satulovsky**, San Jose, CA (US)

(73) Assignee: **EIATION HYPERCARS, INC.**, San Jose, CA (US)

(**) Term: **15 Years**

(21) Appl. No.: **29/679,140**

(22) Filed: **Feb. 1, 2019**

(51) **LOC (13) Cl.** **12-08**

(52) **U.S. Cl.**
USPC **D12/98**

(58) **Field of Classification Search**
USPC D12/86, 90-92, 88; D21/424, 433, 434;
296/181.1-181.5, 183.1
CPC B62D 25/00; B62D 25/06; B62D 33/00;
B62D 35/00
See application file for complete search history.

(56) **References Cited**

U.S. PATENT DOCUMENTS

D727,212 S *	4/2015	Menegon	D12/92
D741,753 S *	10/2015	Perini	D12/92
D745,439 S *	12/2015	Manzoni	D12/92
D753,548 S *	4/2016	Gilles	D12/92
D753,549 S *	4/2016	Manzoni	D12/88
D755,674 S *	5/2016	Perini	D12/92
D767,446 S *	9/2016	Stephenson	D12/88
D768,035 S *	10/2016	Goto	D12/88
D769,152 S *	10/2016	Perini	D12/88
D774,415 S *	12/2016	Menegon	D12/88

D780,063 S *	2/2017	Stephenson	D12/88
D781,747 S *	3/2017	Stephenson	D12/88
D781,748 S *	3/2017	Manzoni	D12/88
D781,749 S *	3/2017	Perini	D12/88
D788,642 S *	6/2017	Manzoni	D12/88
D801,227 S *	10/2017	Stephenson	D12/88
D820,166 S *	6/2018	Borkert	D12/92
D826,089 S *	8/2018	Lesnik	D12/88
D830,902 S *	10/2018	Manzoni	D12/88
D833,911 S *	11/2018	Borkert	D12/88
D834,998 S *	12/2018	Manzoni	D12/88
D837,097 S *	1/2019	Hawkins	D12/88
D839,133 S *	1/2019	Hilton	D12/88
D848,313 S *	5/2019	Kanki	D12/88
D860,859 S *	9/2019	Manzoni	D12/88
D863,104 S *	10/2019	Bennion	D12/88
D885,256 S *	5/2020	Manzoni	D12/88

* cited by examiner

Primary Examiner — Melody N Brown


(57) **CLAIM**

I, claim the ornamental design for an automotive vehicle exterior body, as shown and described.

DESCRIPTION

FIG. 1 is left side elevation view of an automotive vehicle exterior body showing my new design, the right side elevation view being a mirror image;
FIG. 2 is a top, front and left side perspective view thereof;
FIG. 3 is a front elevation view thereof;
FIG. 4 is a rear elevation view thereof;
FIG. 5 is a rear, left side, top perspective view thereof; and,
FIG. 6 is a top plan view thereof.
The broken lines shown in the drawings illustrate portions of the automotive vehicle exterior body that forms no part of claimed design.

1 Claim, 6 Drawing Sheets



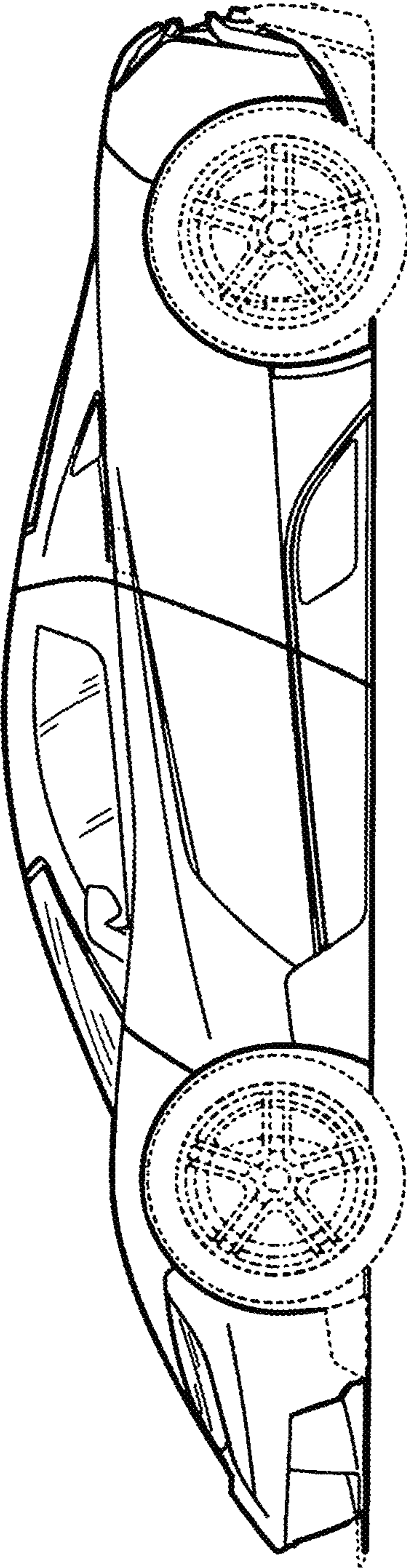


FIG.1

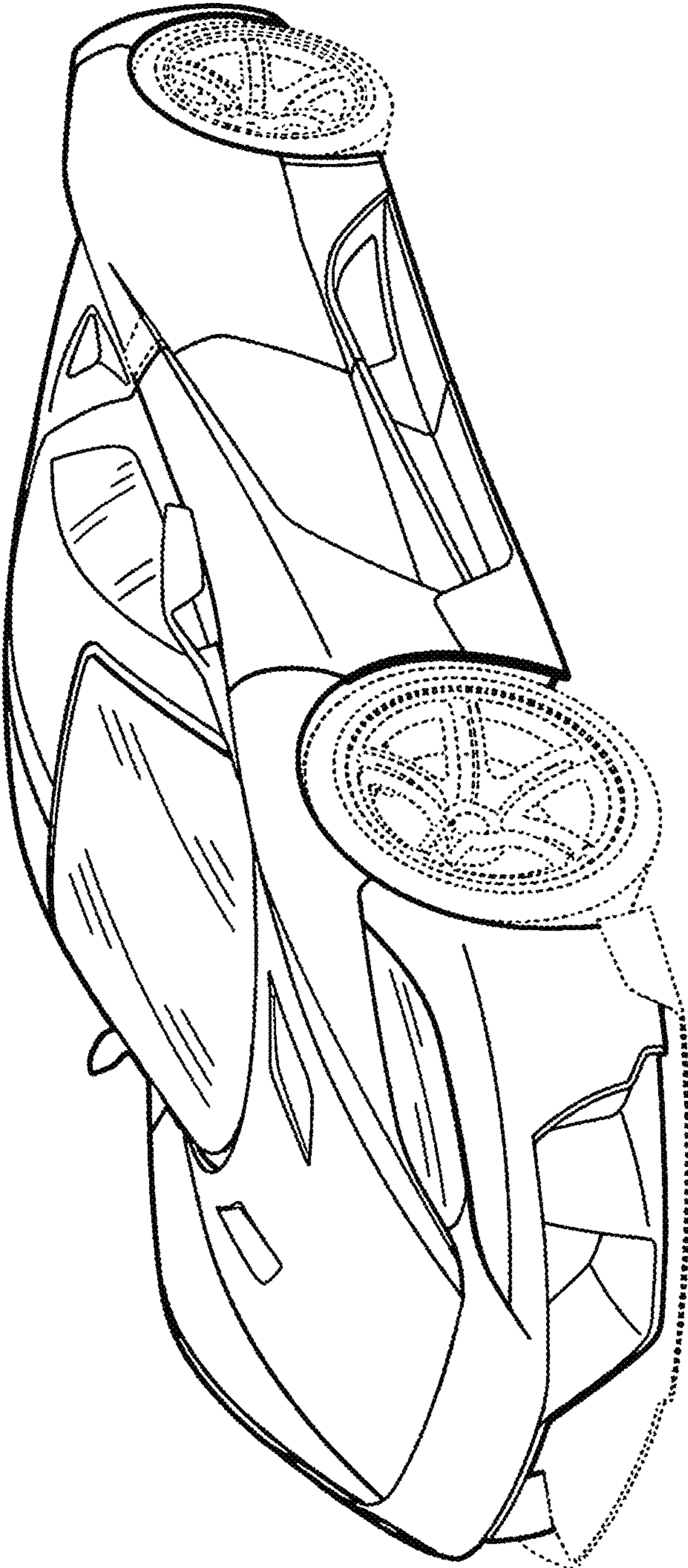


FIG.2

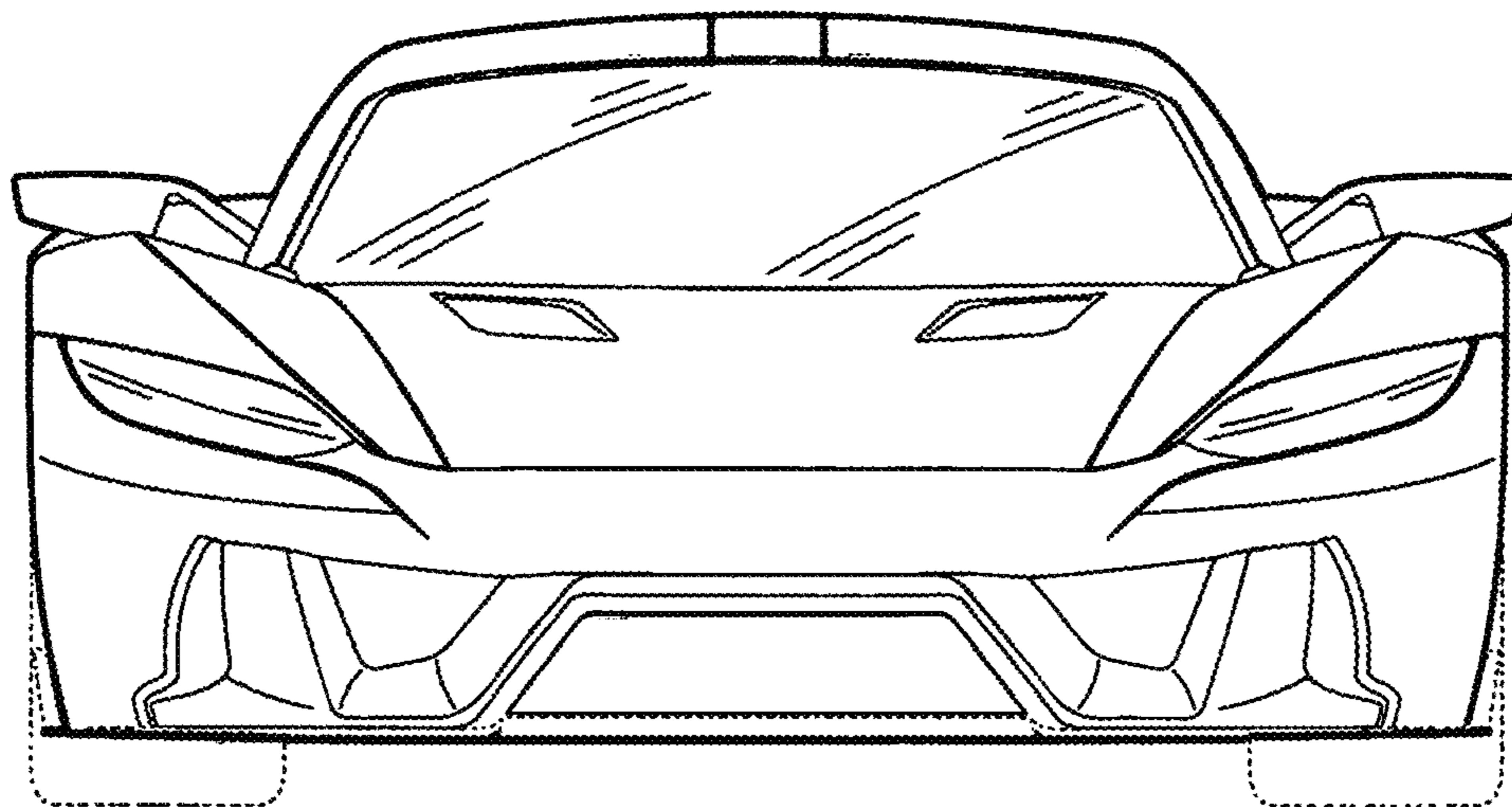


FIG.3

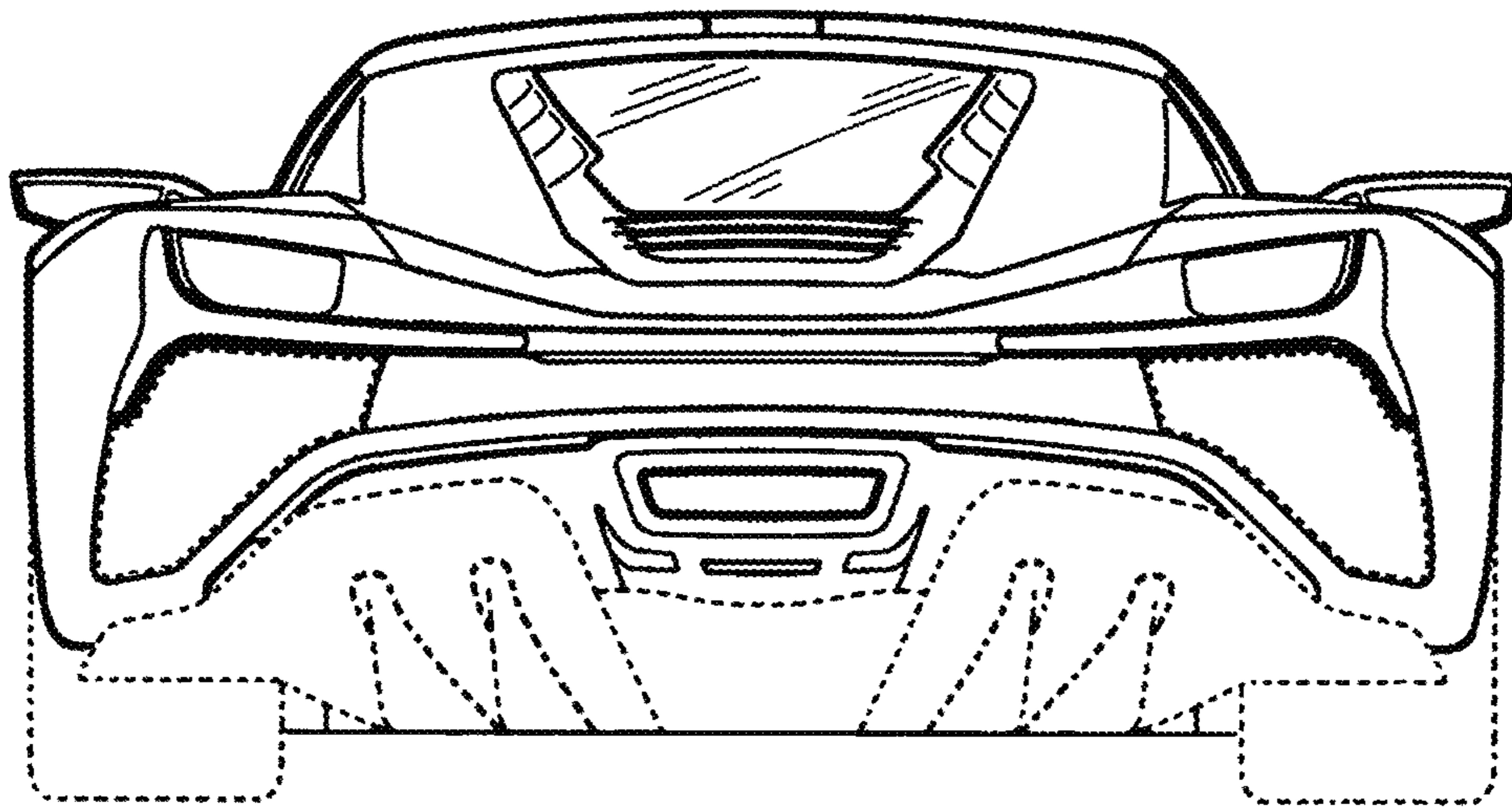


FIG.4

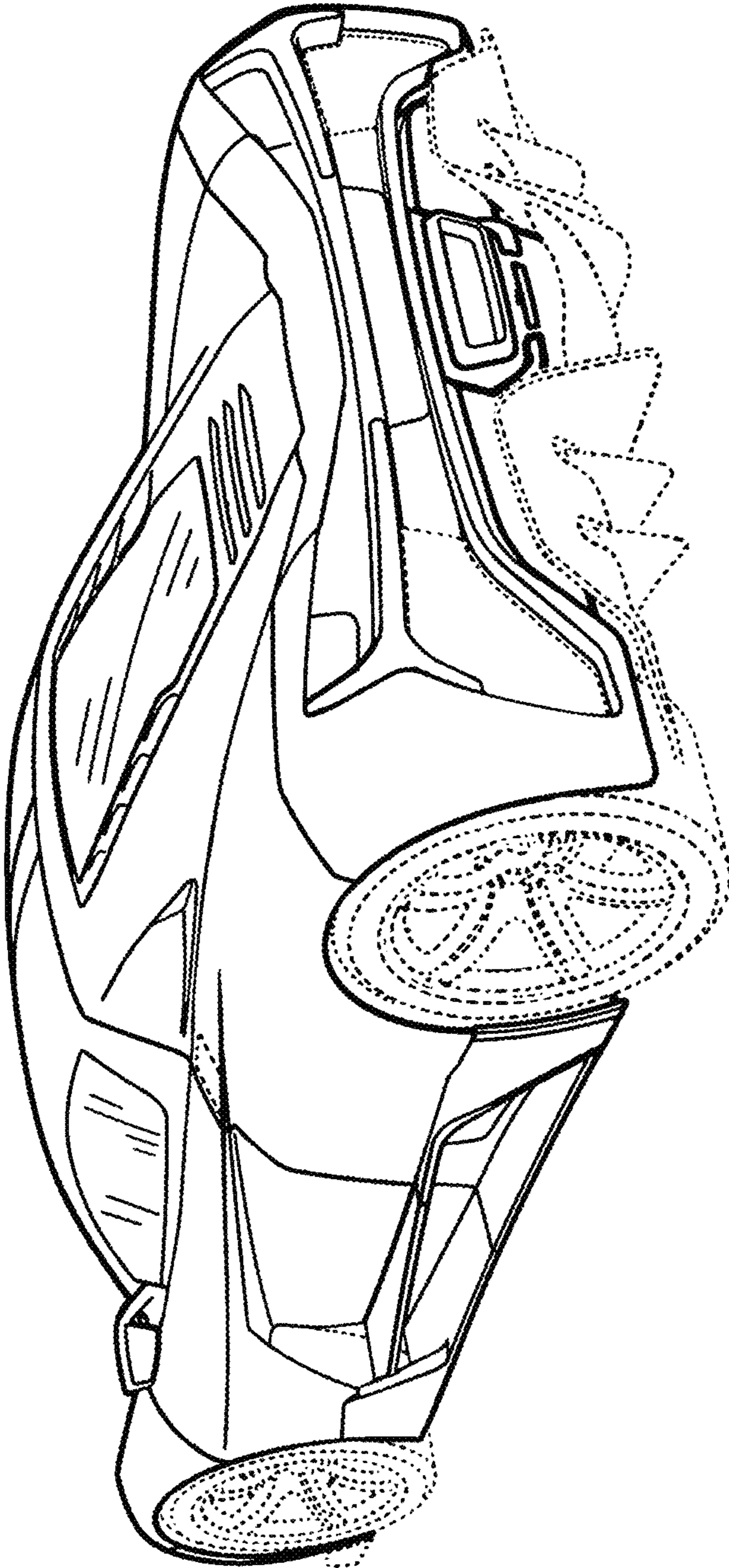


FIG.5

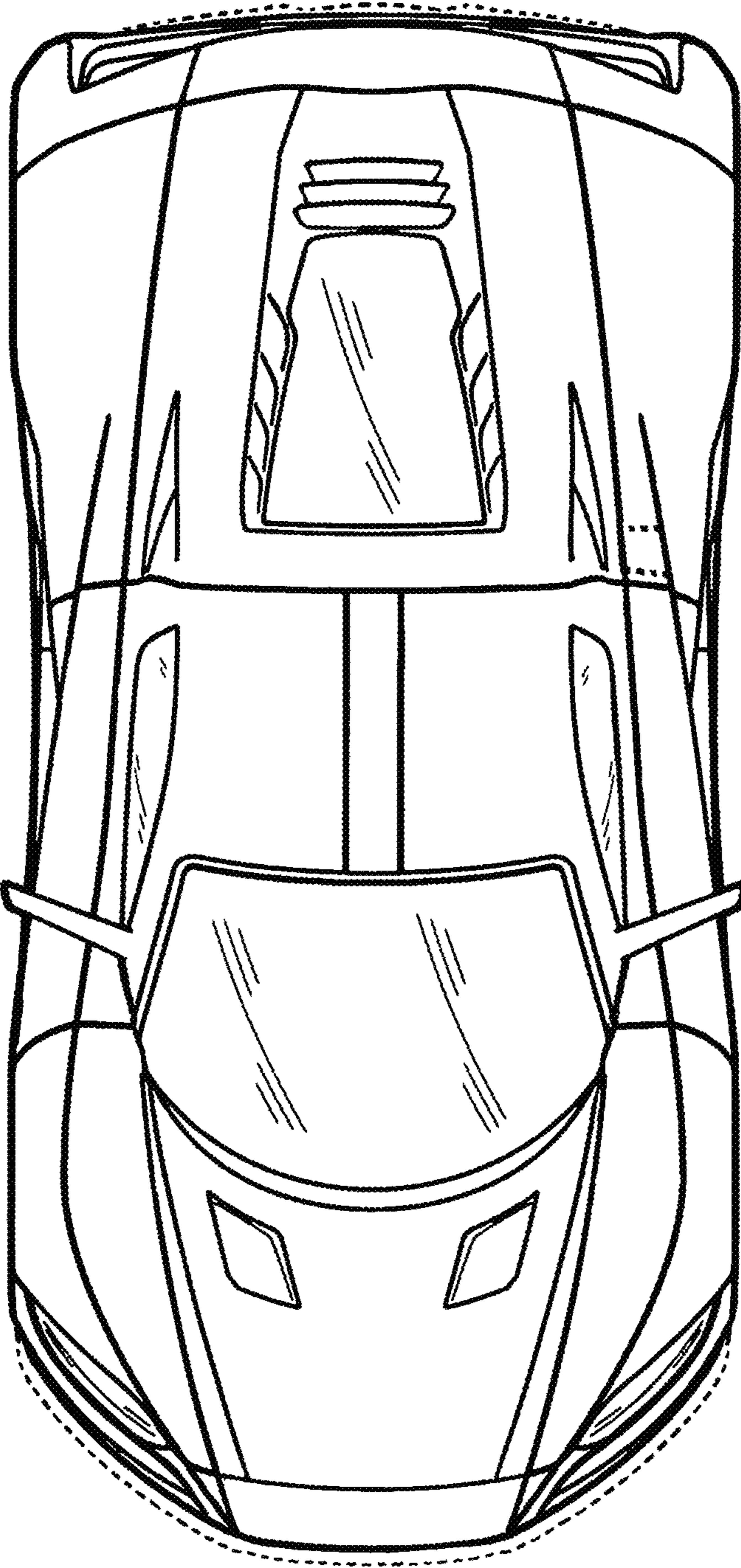


FIG.6