



US00D906883S

(12) **United States Design Patent** (10) **Patent No.:** **US D906,883 S**  
**Kirzinger et al.** (45) **Date of Patent:** **\*\* Jan. 5, 2021**

(54) **MOTOR VEHICLE**  
(71) Applicant: **VOLKSWAGEN AKTIENGESELLSCHAFT,**  
Wolfsburg (DE)  
(72) Inventors: **Albert-Johann Kirzinger,** Wolfsburg (DE); **Roland Faller,** Wolfsburg (DE); **Xavier Lescourret,** Wolfsburg (DE)

D776,006 S \* 1/2017 Uchiyama ..... D12/91  
D812,523 S \* 3/2018 Koizumi ..... D12/91  
D814,974 S \* 4/2018 Koizumi ..... D12/91  
D818,875 S \* 5/2018 Bischoff ..... D12/90  
D832,146 S \* 10/2018 Metros ..... D12/91  
D835,001 S \* 12/2018 Metros ..... D12/91  
D835,002 S \* 12/2018 Metros ..... D12/91  
D850,979 S \* 6/2019 Metros ..... D12/91  
D881,753 S \* 4/2020 Tomasson ..... D12/91  
D883,858 S \* 5/2020 Bischoff ..... D12/99

(73) Assignee: **VOLKSWAGEN AKTIENGESELLSCHAFT,**  
Wolfsburg (DE)

**FOREIGN PATENT DOCUMENTS**

DE 402014100897.3 10/2014

\* cited by examiner

(\*\*) Term: **15 Years**

*Primary Examiner* — Melody N Brown

(21) Appl. No.: **29/699,974**

(74) *Attorney, Agent, or Firm* — Lucas & Mercanti, LLP; Klaus P. Stoffel

(22) Filed: **Jul. 30, 2019**

(57) **CLAIM**

(30) **Foreign Application Priority Data**

The ornamental design for a motor vehicle, as shown and described.

Feb. 13, 2019 (DE) ..... 40 2019 100 184

(51) **LOC (13) Cl.** ..... **12-08**

**DESCRIPTION**

(52) **U.S. Cl.**  
USPC ..... **D12/91**

(58) **Field of Classification Search**  
USPC ..... D12/86, 90–92, 88, 164; D21/424, 433,  
D21/434; 296/181.1–181.5, 183.1  
CPC ..... B62D 25/00; B62D 25/06; B62D 33/00;  
B62D 35/00  
See application file for complete search history.

FIG. 1 is a front and right side perspective view of a motor vehicle showing our new design;  
FIG. 2 is a rear and right side perspective view thereof;  
FIG. 3 is a front and left side perspective view thereof;  
FIG. 4 is a rear and left side perspective view thereof;  
FIG. 5 is a front view thereof;  
FIG. 6 is a rear view thereof;  
FIG. 7 is a right side view thereof;  
FIG. 8 is a left side view thereof; and,  
FIG. 9 is a top view thereof.


(56) **References Cited**

**U.S. PATENT DOCUMENTS**

D450,629 S \* 11/2001 Pfeiffer ..... D12/90  
D633,824 S \* 3/2011 Fukui ..... D12/91  
D666,944 S \* 9/2012 Morikawa ..... D12/91  
D670,199 S \* 11/2012 Zhang ..... D12/91  
D732,429 S \* 6/2015 Loeb ..... D12/91

The wheels, headlights and taillights of the motor vehicle shown throughout the drawings views in a de-emphasized and faded out half tone manner are for environmental and illustrative purposes and form no part of the claimed design.

**1 Claim, 5 Drawing Sheets**






FIG. 1



FIG. 2




FIG. 3



FIG. 4



FIG. 5



FIG. 6



FIG. 7




FIG. 8




FIG. 9