



US00D906877S

(12) **United States Design Patent**  
**Allen**

(10) **Patent No.:** **US D906,877 S**

(45) **Date of Patent:** **\*\* Jan. 5, 2021**

(54) **PLANTER**

(71) Applicant: **Collier Metal Specialties, Ltd.**,  
Garland, TX (US)

(72) Inventor: **Robert Glen Allen**, Mesquite, TX (US)

(73) Assignee: **Collier Metal Specialties, Ltd.**,  
Garland, TX (US)

(\*\*) Term: **15 Years**

(21) Appl. No.: **29/705,688**

(22) Filed: **Sep. 13, 2019**

(51) **LOC (13) Cl.** ..... **11-02**

(52) **U.S. Cl.**  
USPC ..... **D11/155**

(58) **Field of Classification Search**  
USPC ..... D11/143–156, 164; D3/304, 306, 312;  
D6/403, 404, 405, 556, 557, 558; D8/1;  
D7/584, 587, 604, 606, 624.2, 624.3  
CPC . A01G 9/00; A01G 9/02; A01G 9/021; A01G  
9/022; A01G 9/027; A01G 9/029; A01G  
9/085; A01G 9/122; A01G 31/02; A01G  
31/06; A01G 5/04; A47G 7/00; A47G  
7/02; A47G 7/03; A47G 7/06; A47G  
7/08; B65D 81/38; B65D 81/3886  
See application file for complete search history.

(56) **References Cited**

U.S. PATENT DOCUMENTS

2,774,187	A *	12/1956	Smithers	.....	B65D 85/505
					47/41.12
4,013,168	A *	3/1977	Bamburg	.....	B65D 5/2033
					206/386
D303,231	S *	9/1989	Mottmiller	.....	D11/143
D322,769	S *	12/1991	Gingras	.....	D11/164
5,573,175	A *	11/1996	Straub	.....	B65D 5/10
					229/109
5,772,108	A *	6/1998	Ruggiere, Sr.	.....	B65D 5/441
					229/109

D407,534	S *	3/1999	Howard	.....	D3/311
6,074,331	A *	6/2000	Ruggiere, Sr.	.....	B65D 5/441
					493/89
D430,372	S *	8/2000	Howard	.....	D34/1
D450,413	S *	11/2001	Howard	.....	D34/1
6,364,200	B1 *	4/2002	Moss	.....	B65D 5/10
					229/109
6,371,363	B1 *	4/2002	Franklin	.....	B65D 5/06
					229/109

(Continued)

*Primary Examiner* — Elizabeth A. Albert

(74) *Attorney, Agent, or Firm* — John G. Fischer Esq.;  
Scheef & Stone, L.L.P.

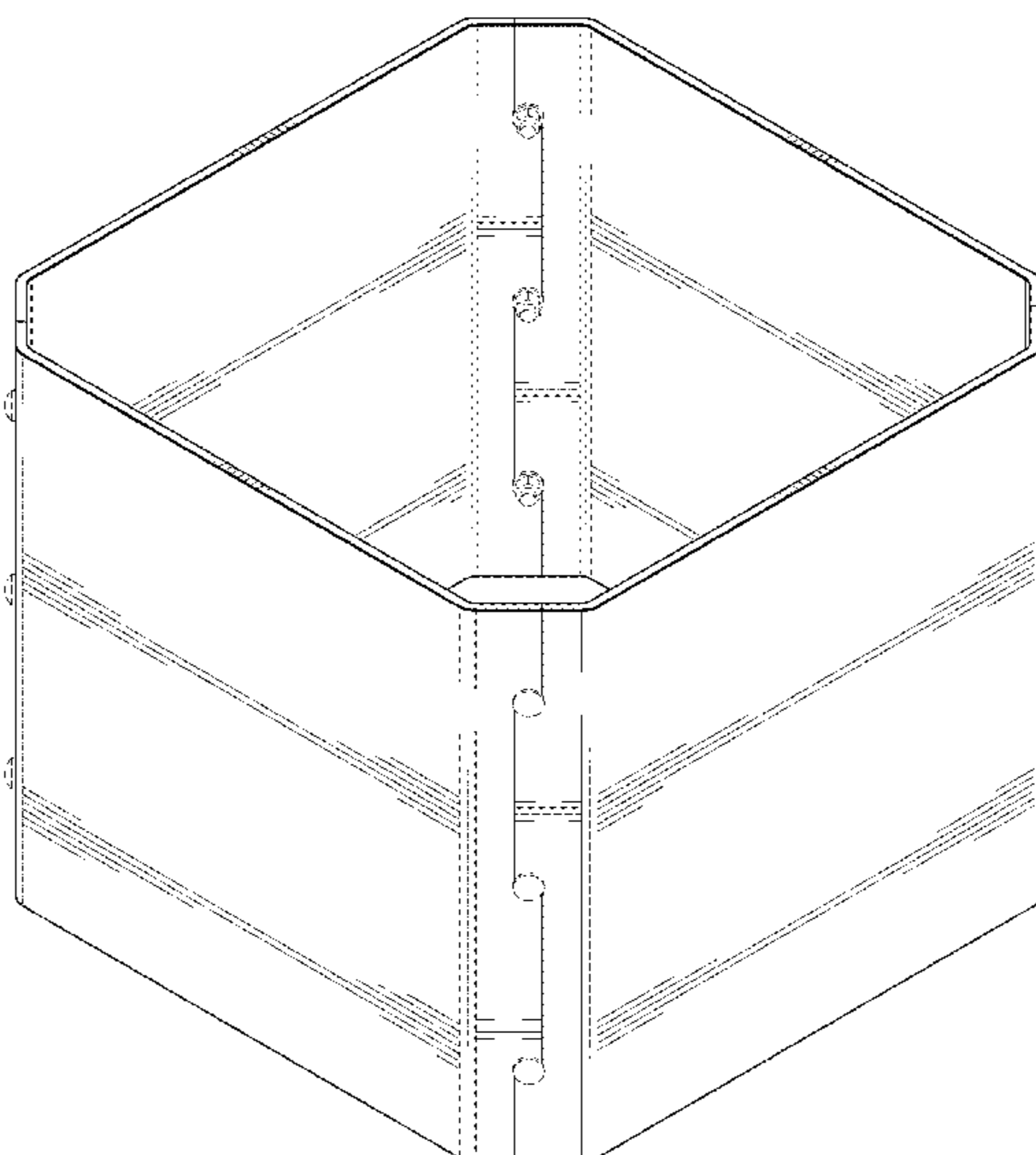
(57) **CLAIM**

The ornamental design for a planter, as shown.

**DESCRIPTION**

FIG. 1 is a front perspective view of my new design for a planter;  
 FIG. 2 is a front view thereof;  
 FIG. 3 is a rear view thereof;  
 FIG. 4 is a right side view thereof;  
 FIG. 5 is a left side view thereof;  
 FIG. 6 is a top view thereof;  
 FIG. 7 is a bottom view thereof;  
 FIG. 8 is a front perspective view of an alternative embodiment of my new design for a planter;  
 FIG. 9 is a front view thereof;  
 FIG. 10 is a rear view thereof;  
 FIG. 11 is a right side view thereof;  
 FIG. 12 is a left side view thereof;  
 FIG. 13 is a top view thereof;  
 FIG. 14 is a bottom view thereof; and,  
 FIG. 15 is a bottom perspective view thereof.  
 The features shown in broken lines are included for the purpose of illustrating unclaimed matter and form no part of the claimed design.

**1 Claim, 15 Drawing Sheets**



(56)

**References Cited**

U.S. PATENT DOCUMENTS

6,386,437	B1 *	5/2002	Larson, Jr. ....	B65D 5/3621 229/109
6,588,651	B2 *	7/2003	Quaintance .....	B65D 5/029 229/109
6,688,514	B2 *	2/2004	Evans .....	B65D 5/3621 229/109
6,783,058	B2 *	8/2004	Quaintance .....	B65D 5/029 206/386
6,789,916	B2 *	9/2004	Ruggles .....	A01G 9/02 248/156
7,681,781	B2 *	3/2010	Wisecarver .....	B65D 5/06 229/109
7,909,189	B2 *	3/2011	Ours .....	B65B 67/1238 220/4.21
D653,162	S *	1/2012	Moore .....	D11/155
8,690,048	B2 *	4/2014	Philips .....	B65D 5/566 229/199
D725,315	S *	3/2015	Gabriel .....	D30/121
8,998,070	B2 *	4/2015	Wisecarver .....	B65D 5/106 229/117.35
D734,688	S *	7/2015	DeYoung .....	D11/152
9,185,853	B1 *	11/2015	Ascherman .....	A01G 9/02
9,694,934	B2 *	7/2017	Olds .....	B65D 21/086
10,273,070	B2 *	4/2019	Perkins .....	B65D 77/061
D848,700	S *	5/2019	Busch .....	D34/7
2003/0160092	A1 *	8/2003	Philips .....	B65D 5/5045 229/122.32

\* cited by examiner

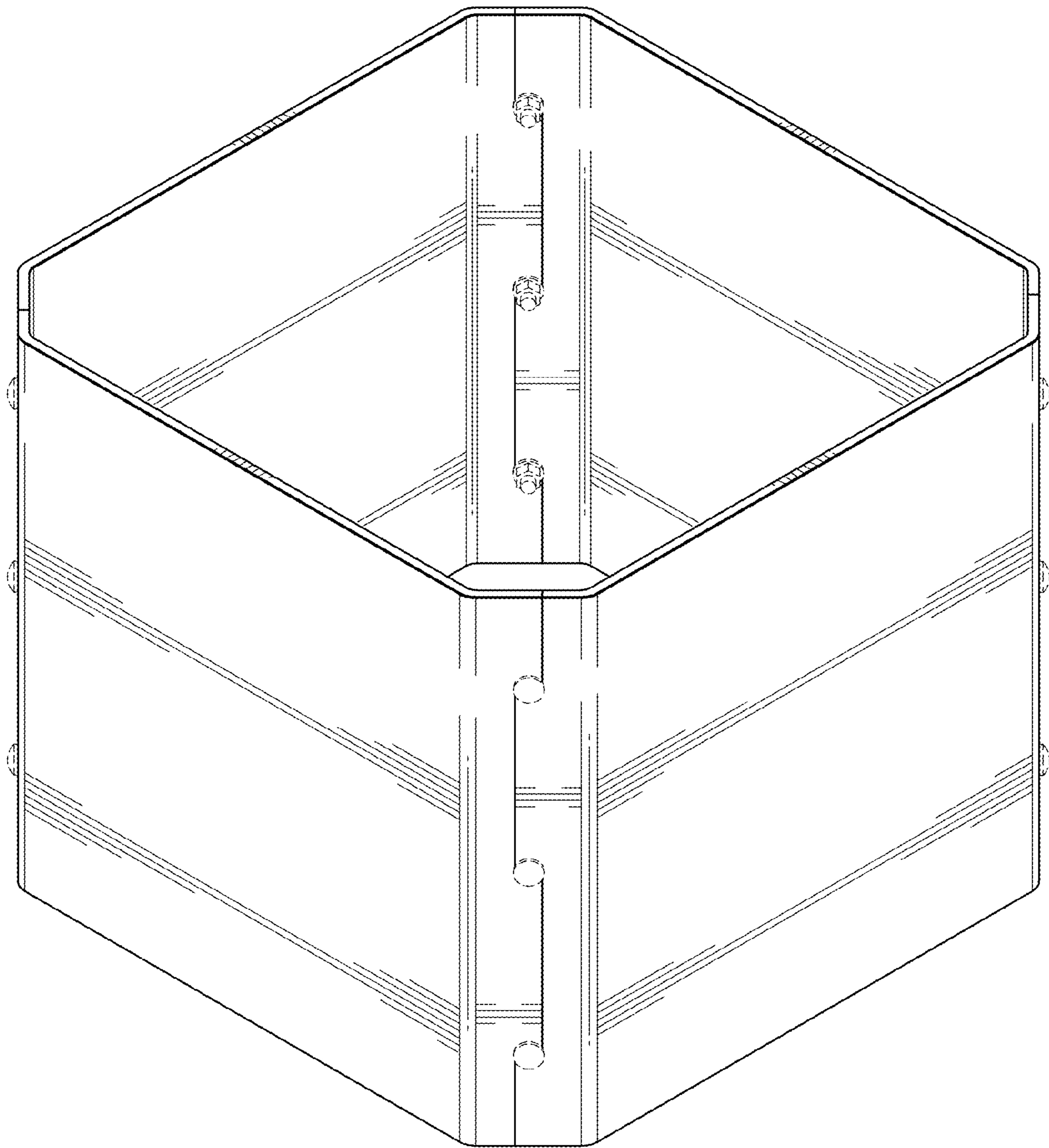


FIG. 1




FIG. 2




FIG. 3






FIG. 4




FIG. 5




FIG. 6






FIG. 7

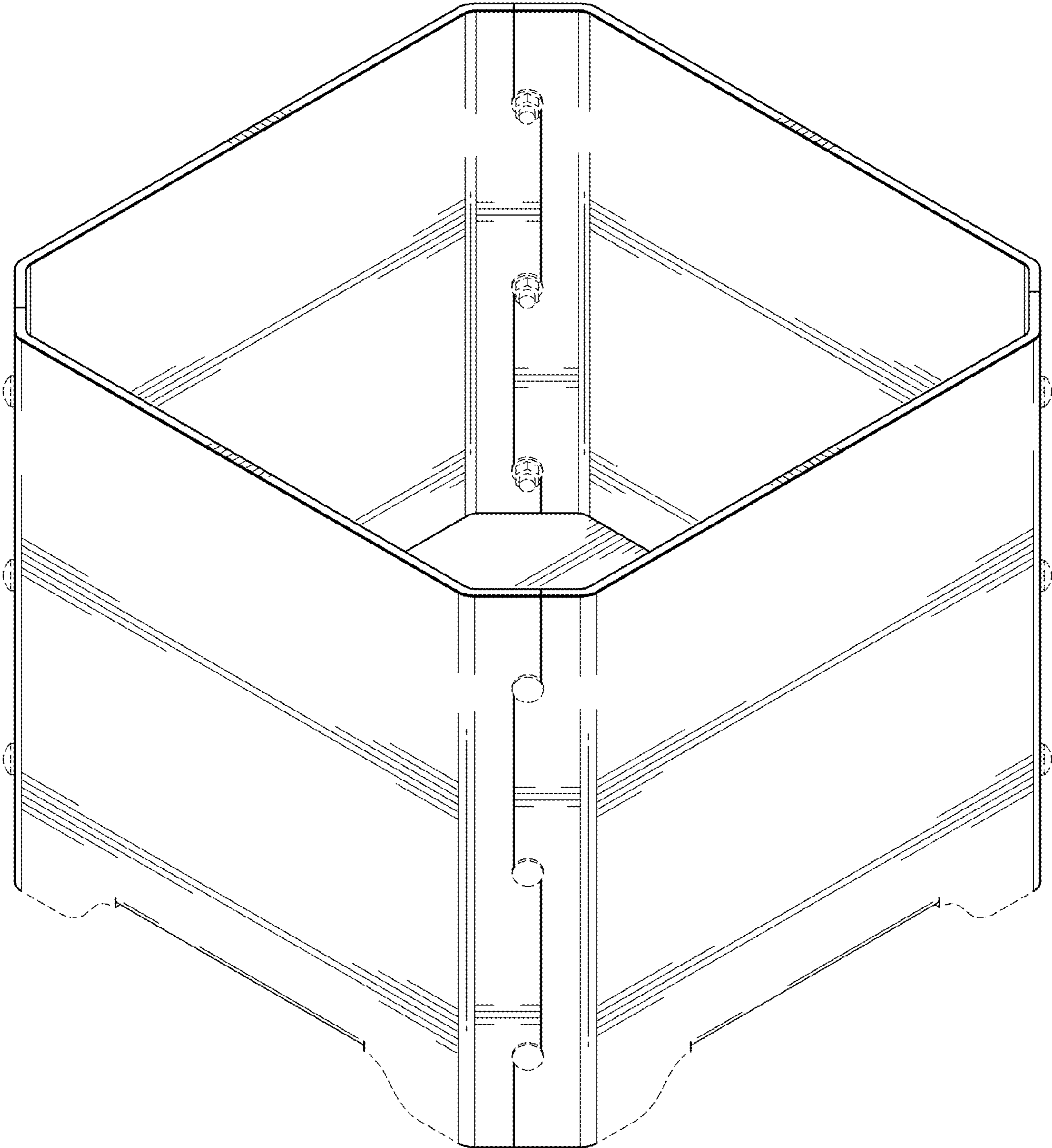


FIG. 8

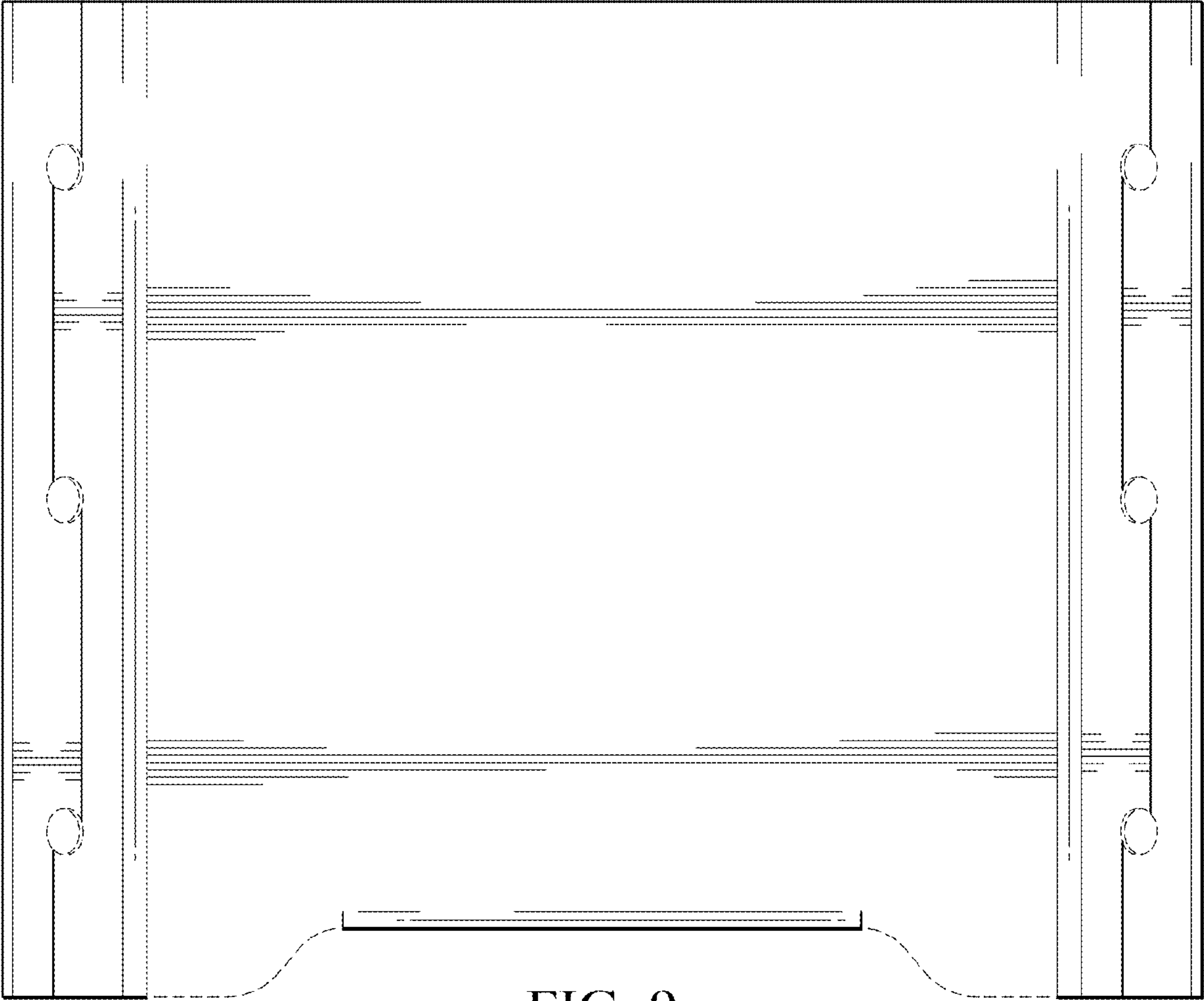


FIG. 9

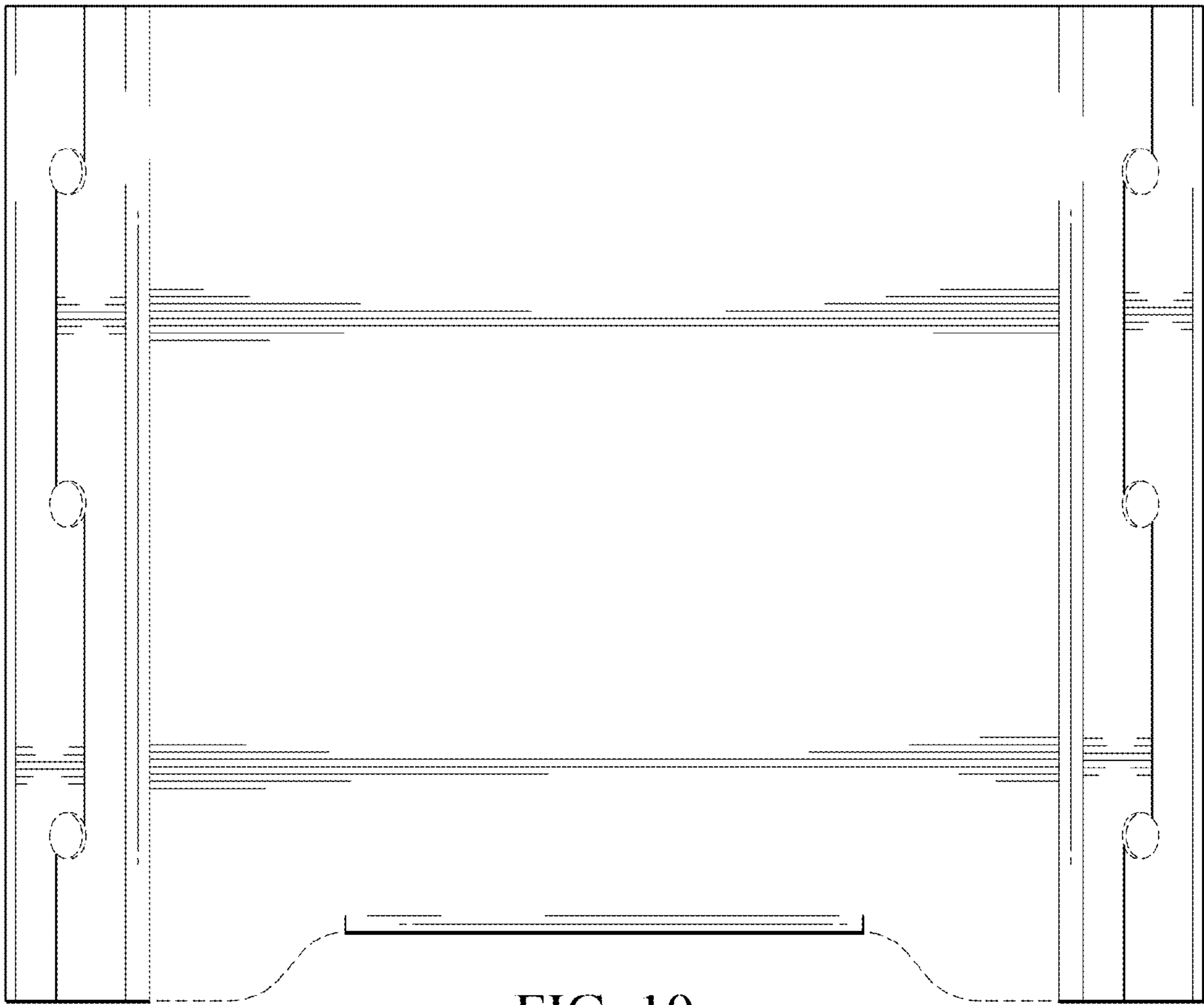


FIG. 10

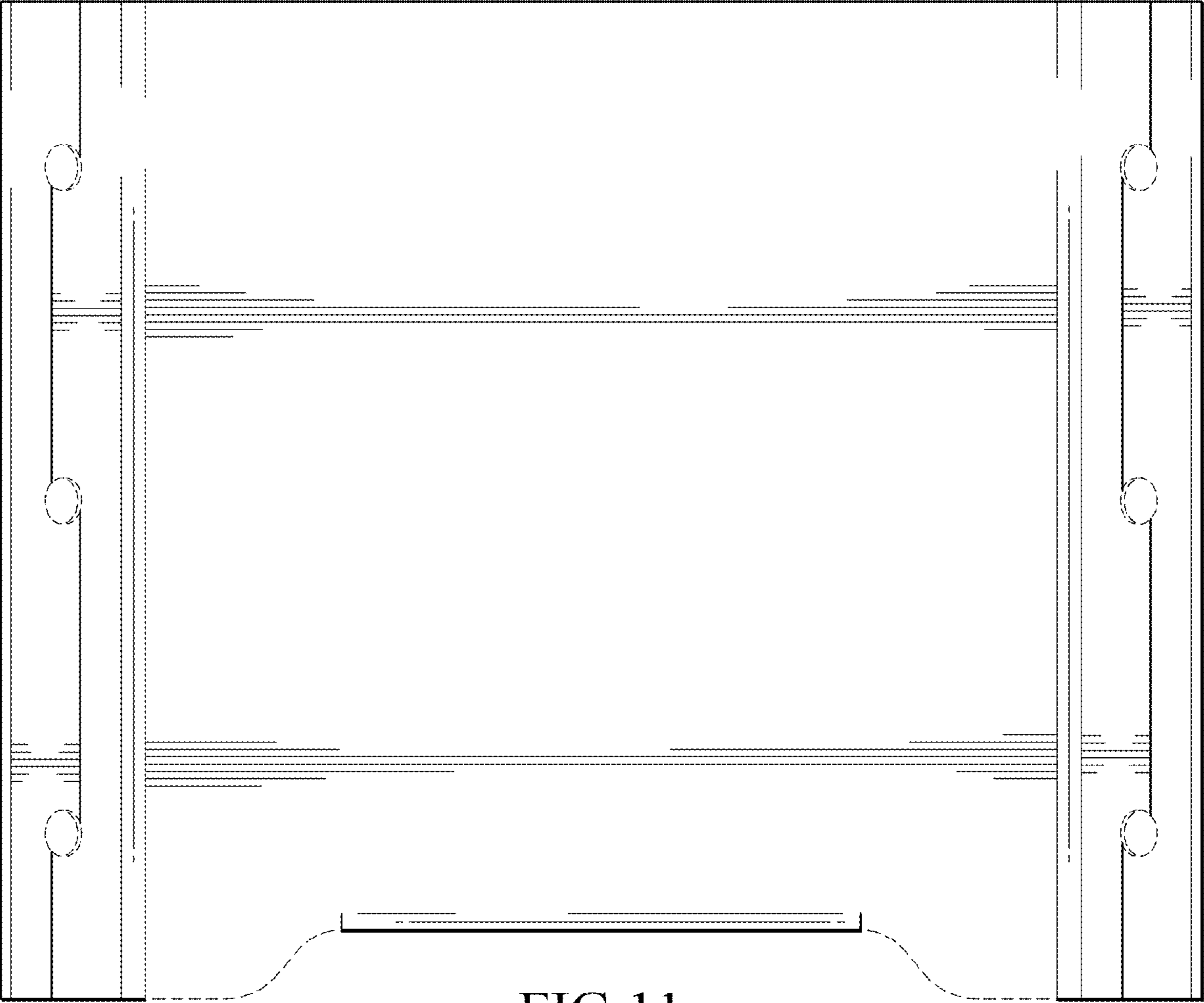


FIG. 11

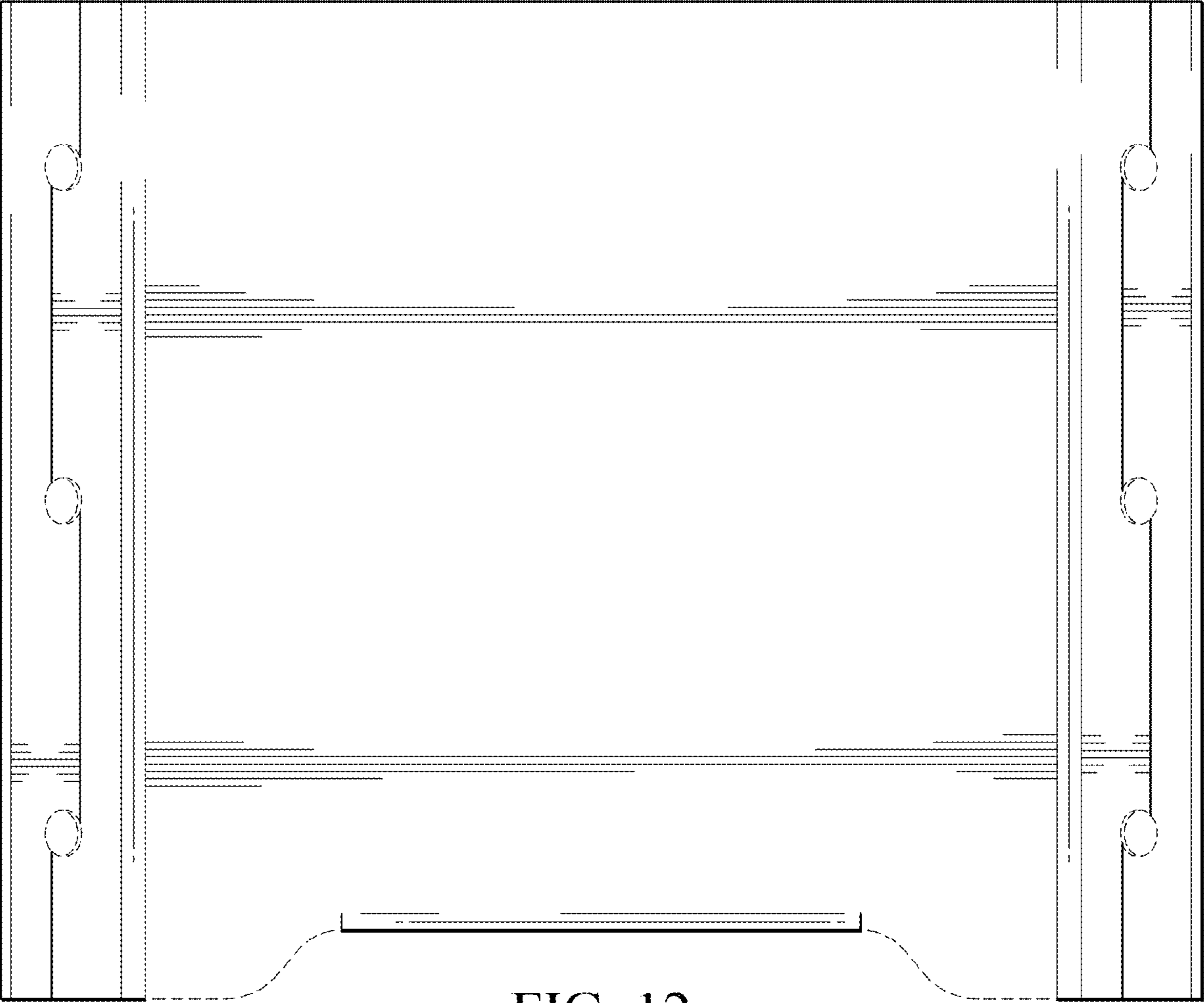


FIG. 12



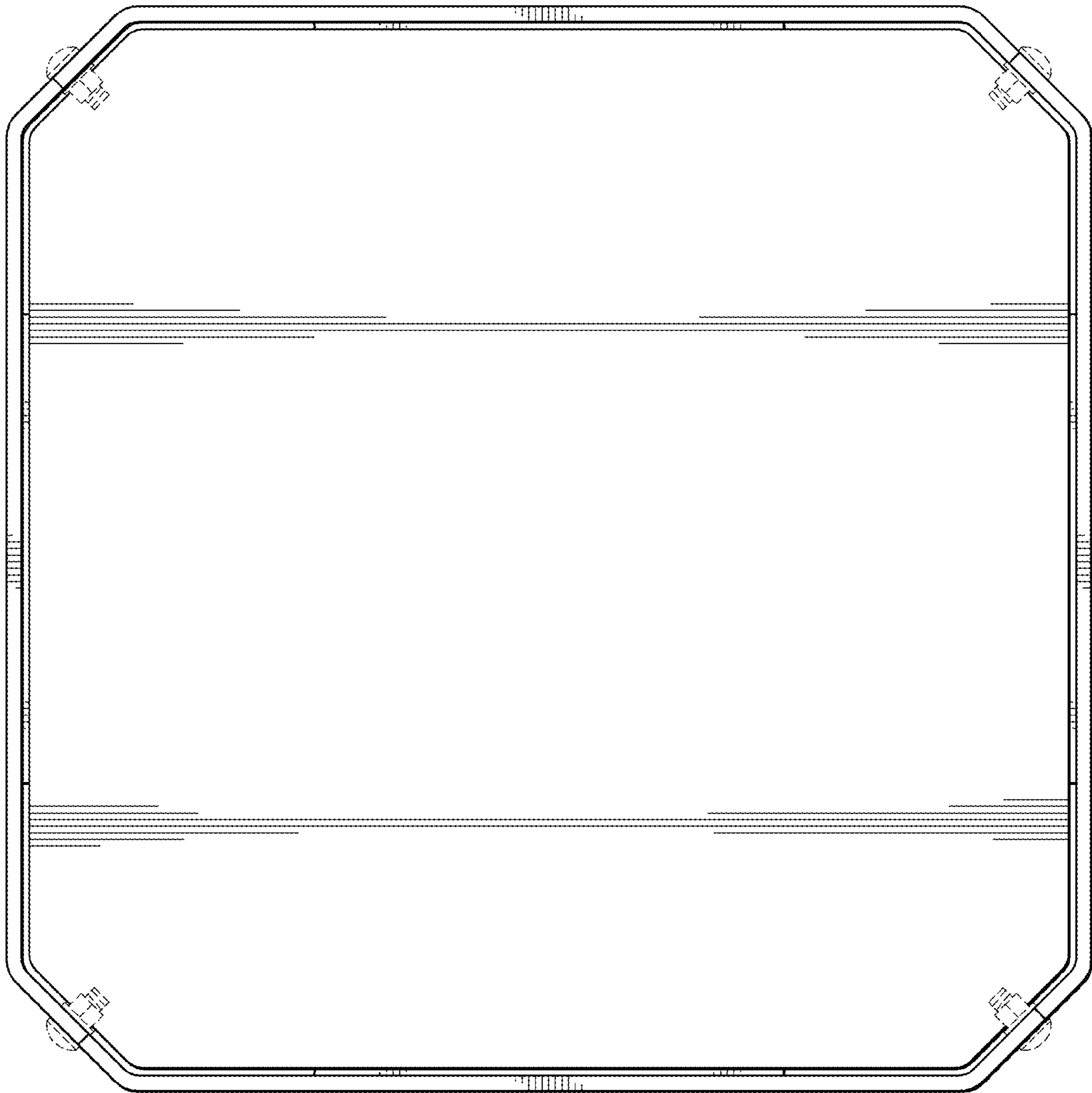


FIG. 13

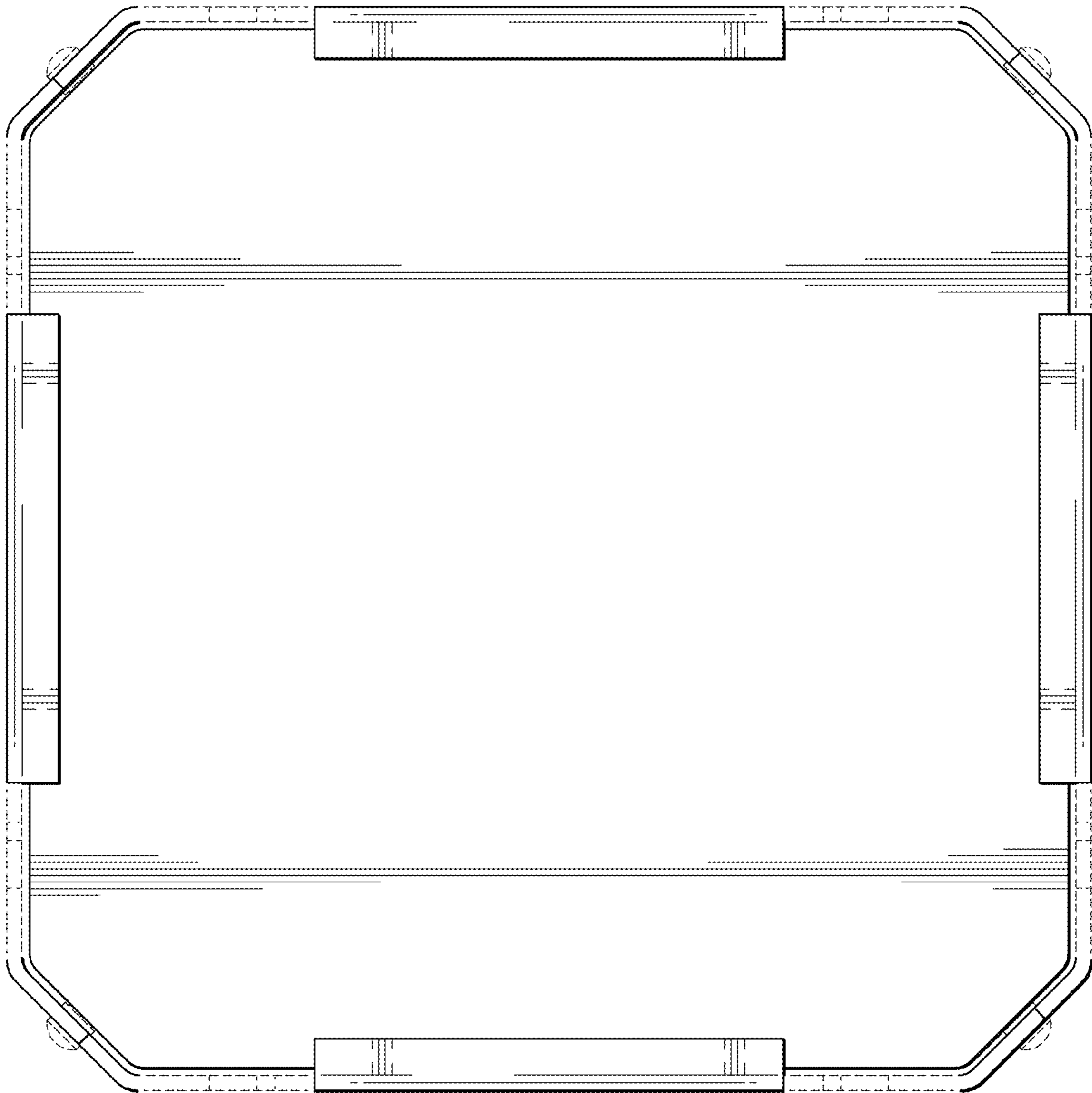


FIG. 14

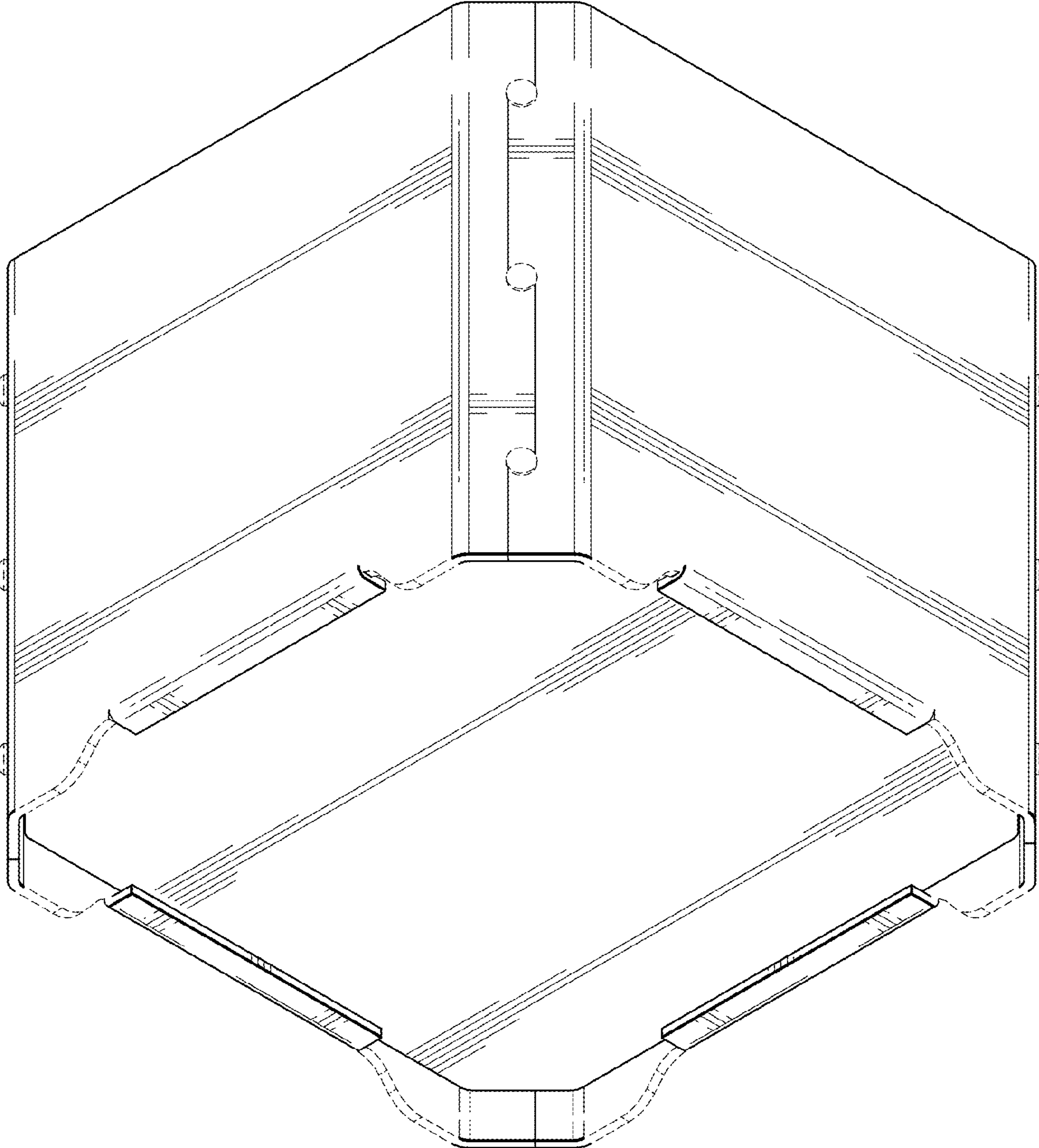


FIG. 15