



US00D906871S

(12) **United States Design Patent**
Devaney et al.

(10) **Patent No.:** **US D906,871 S**
(45) **Date of Patent:** **** Jan. 5, 2021**

- (54) **WATCH STRAP CONNECTOR**
- (71) Applicant: **Sol-Light, LLC**, Las Vegas, NV (US)
- (72) Inventors: **William F. Devaney**, Boston, MA (US);
Phillip Grandinetti, III, Carlsbad, CA (US);
Michael Massucco, Oakland, CA (US);
David Nelson, Las Vegas, NV (US)
- (73) Assignee: **Sol-Light, LLC**, Las Vegas, NV (US)
- (**) Term: **15 Years**
- (21) Appl. No.: **29/678,345**
- (22) Filed: **Jan. 28, 2019**
- (51) **LOC (13) Cl.** **11-01**
- (52) **U.S. Cl.**
USPC **D11/94**
- (58) **Field of Classification Search**
USPC D11/1-29, 86-88, 94; D10/30, 32, 38
CPC .. A44C 5/00; A44C 5/18; A44C 5/185; A44C
5/20; A44C 5/14
See application file for complete search history.

- 10,064,460 B2 * 9/2018 Siahhaan G04B 37/1486
- 10,149,519 B2 * 12/2018 Giles A44C 5/16
- 10,165,694 B1 * 12/2018 Werner A44C 5/14
- 10,184,506 B2 * 1/2019 Chen A44C 5/14
- 10,219,591 B2 * 3/2019 Hatanaka G04B 37/1486
- 10,448,711 B2 * 10/2019 Kallman A44C 5/14
- 10,524,548 B2 * 1/2020 Park A44C 5/025

* cited by examiner

Primary Examiner — Zenia I Bennett

(74) *Attorney, Agent, or Firm* — Banner & Witcoff, Ltd.

(57) **CLAIM**

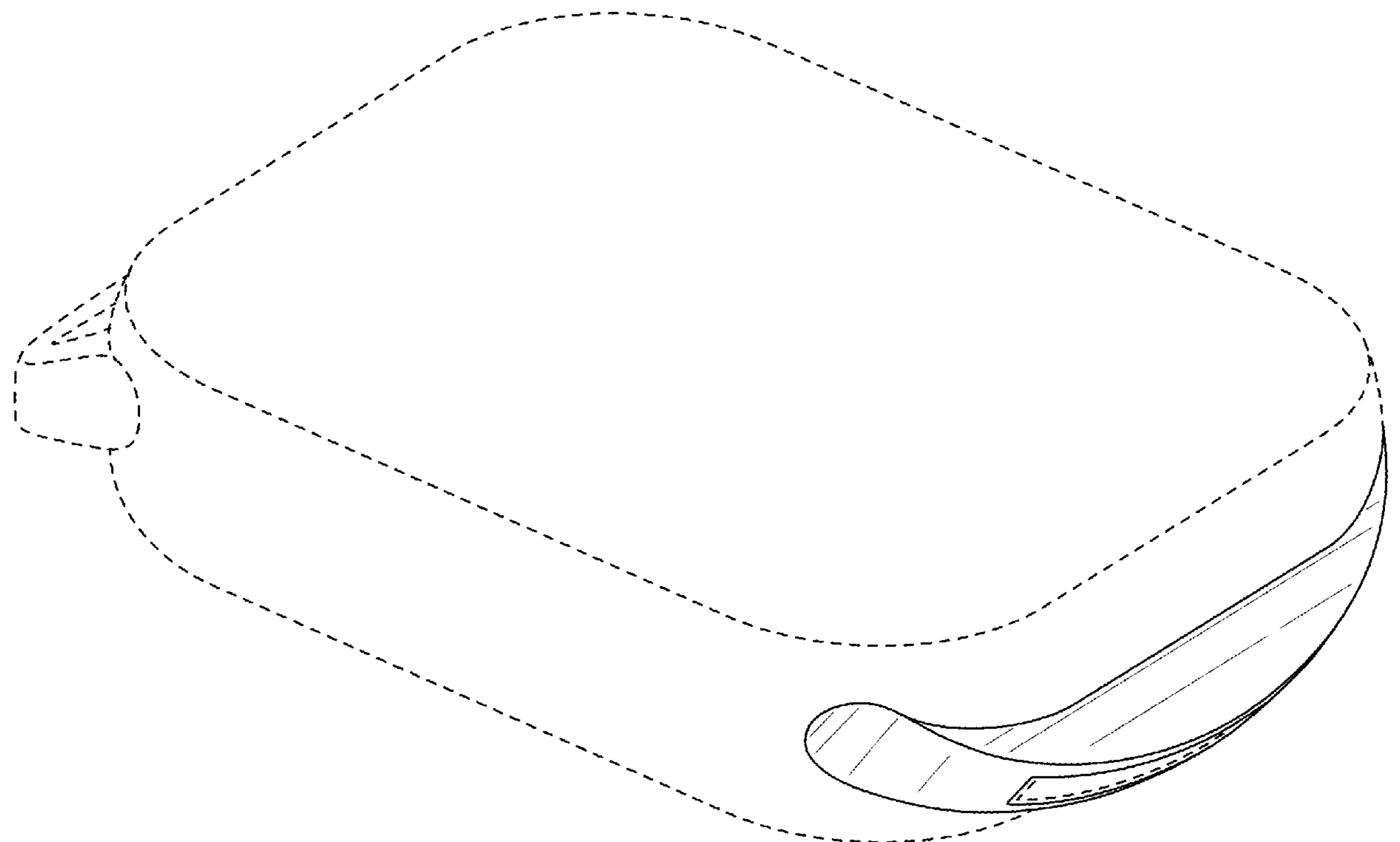
The ornamental design for a watch strap connector, as shown and described.

DESCRIPTION

FIG. 1 is a front perspective view of a watch strap connector showing our new design;
 FIG. 2 is a top view thereof;
 FIG. 3 is a front view thereof;
 FIG. 4 is a rear view thereof;
 FIG. 5 is a right side view thereof;
 FIG. 6 is a left side view thereof;
 FIG. 7 is a bottom view thereof; and,
 FIG. 8 is a front perspective view of the watch strap connector of FIGS. 1-7 shown in an exemplary environment. The broken lines immediately adjacent to the shaded areas represent the bounds of the claimed design and form no part thereof. The broken lines depicting the remainder of the watch strap connector show features that form no part of the claimed design.

1 Claim, 6 Drawing Sheets

- (56) **References Cited**
U.S. PATENT DOCUMENTS
3,612,365 A * 10/1971 Dintsman G04B 37/1493
24/265 WS
9,010,593 B2 * 4/2015 Tschumi G04B 37/1486
224/177
D747,234 S 1/2016 Akana et al.
D750,525 S 3/2016 Akana et al.



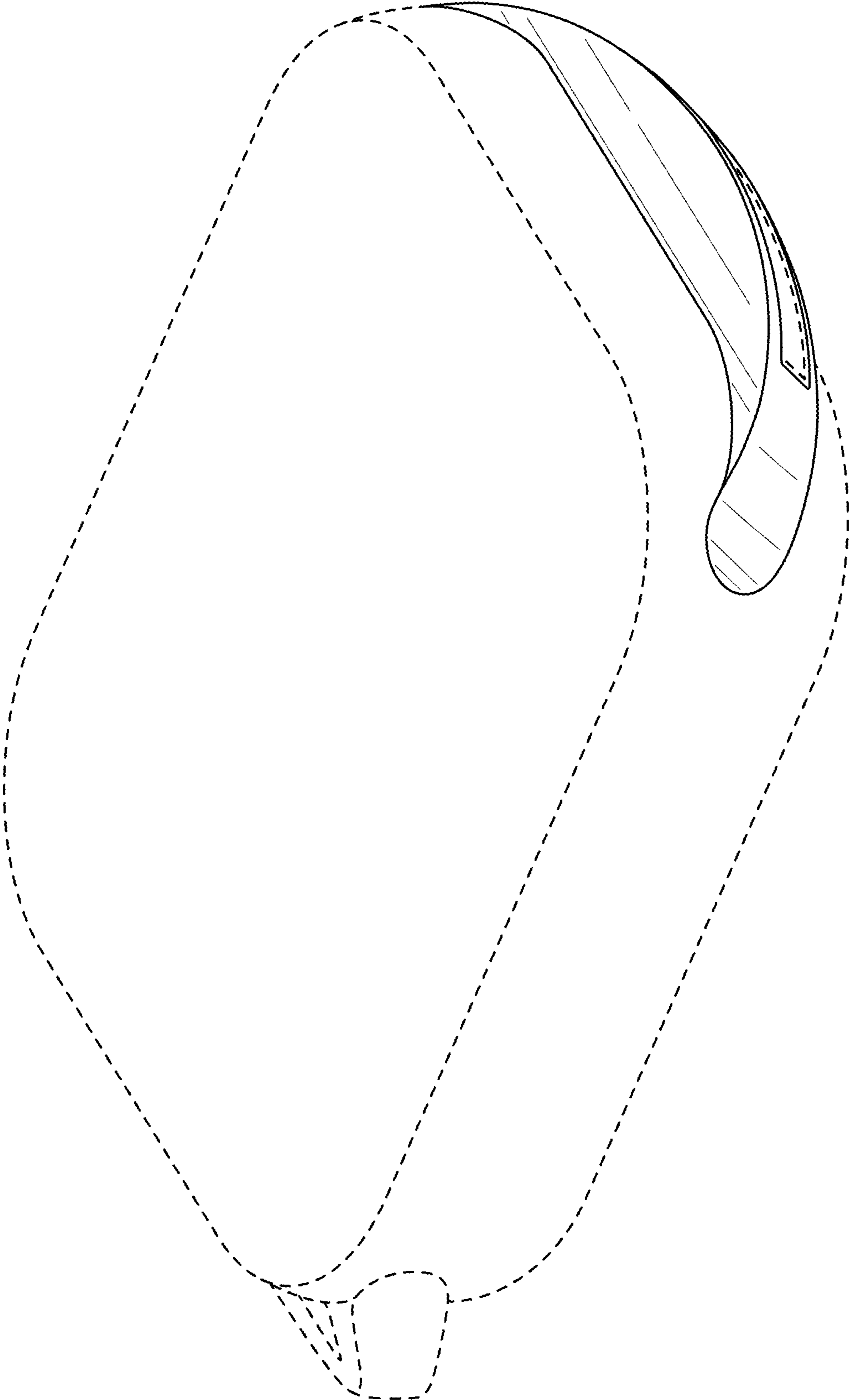


FIG. 1




FIG. 2




FIG. 3




FIG. 4

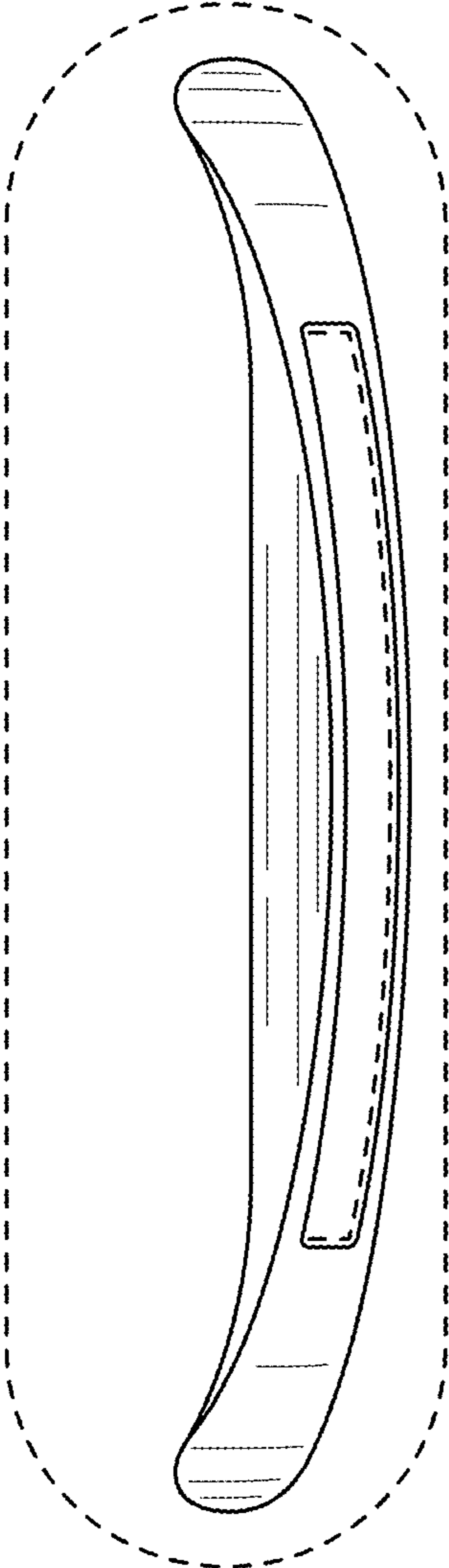


FIG. 5




FIG. 6




FIG. 7

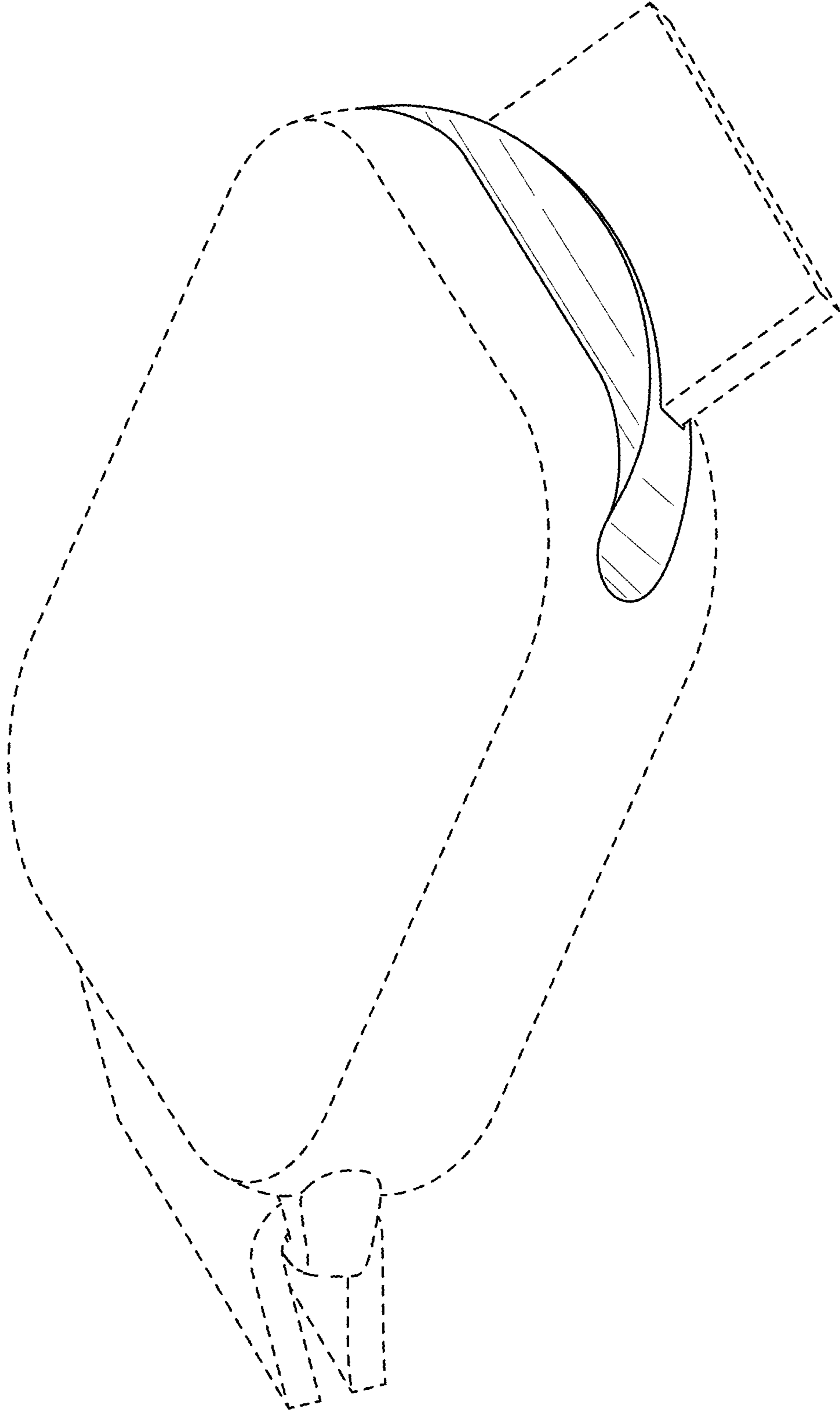


FIG. 8