



US00D906864S

(12) **United States Design Patent**  
**Nickels**

(10) **Patent No.:** **US D906,864 S**

(45) **Date of Patent:** **\*\* Jan. 5, 2021**

(54) **EARRING**

(71) Applicant: **Nickel & Suede LLC**, Liberty, MO (US)

(72) Inventor: **Kilee Nickels**, Liberty, MO (US)

(73) Assignee: **NICKEL & SUEDE LLC**, Liberty, MO (US)

(\*\*) Term: **15 Years**

(21) Appl. No.: **29/695,804**

(22) Filed: **Jun. 21, 2019**

(51) **LOC (13) Cl.** ..... **11-01**

(52) **U.S. Cl.**  
USPC ..... **D11/43**

(58) **Field of Classification Search**  
USPC ... D11/1, 2, 7, 8, 16, 17, 40-45, 63, 79, 80, D11/84, 87, 88, 91, 92, 97, 68, 75, 76, D11/77, 85, 22, 47, 86, 225, 241, 33, D11/115, 231, 237, 93, 95, 132-140, 3, 6, D11/121, 61, 116, 238, 223, 125, 15, 21, D11/52; D30/155; D3/207; D8/16, 19, D8/354, 352, 353, 310, 321, 371; D20/28, 11, 42; D19/59, 38, 39, 111, 62; D21/479, 478, 480, 300, 385, 386, 387, D21/390, 468, 470, 471, 488, 497, 391  
CPC ..... A44C 15/005; A44C 15/001; A44C 7/00; A44C 7/002; A44C 7/003; A44C 7/004; A44C 7/005; A44C 7/006; A44C 7/007; A44C 7/008; A44C 7/009; A44C 25/00; A44C 25/001; A44C 25/002; A44C 25/004; A44C 25/007; A44C 1/00; A44C 15/00; A44C 15/003; A44C 15/004; A44C 21/00; A44C 11/00

See application file for complete search history.

(56) **References Cited**

**U.S. PATENT DOCUMENTS**

2,072,593 A \* 3/1937 Hill ..... G02C 7/06 65/37  
2,117,823 A \* 5/1938 Placco ..... A44C 1/00 63/20

D146,444 S \* 3/1947 Gallo ..... D11/75  
D148,426 S \* 1/1948 Katz ..... D11/43  
D148,427 S \* 1/1948 Katz ..... D11/43  
4,057,980 A \* 11/1977 DeCesaris ..... A44C 7/00 63/13

(Continued)

**OTHER PUBLICATIONS**

Facebook Nickel and Suede, Aug. 12, 2019, [online], [site visited Sep. 16, 2020]. Retrieved from url:https://www.facebook.com/Nickelandsuede/photos/a.292641747569017/1271004009732781/?type=3&theater (Year: 2019).\*

(Continued)

*Primary Examiner* — Michelle E. Wilson

*Assistant Examiner* — Tracey J Bell

(74) *Attorney, Agent, or Firm* — Martin & Associates, LLC; Derek P. Martin

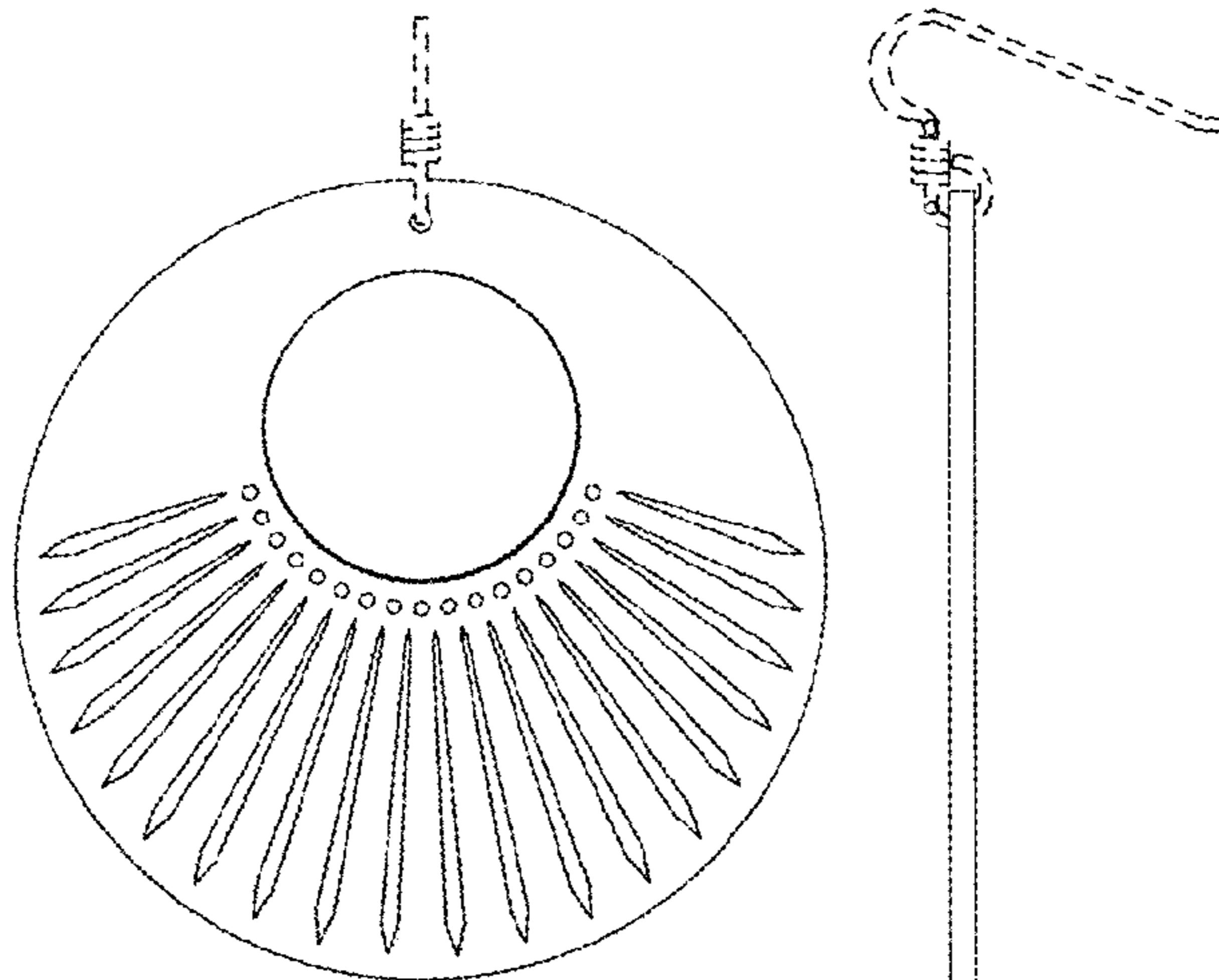
(57) **CLAIM**

The ornamental design for an earring, as shown and described.

**DESCRIPTION**

FIG. 1 is a front view of an earring showing my new design; FIG. 2 is a back view thereof; FIG. 3 is a left side view thereof; FIG. 4 is a right side view thereof; FIG. 5 is a bottom view thereof; and, FIG. 6 is a top view thereof. The seventeen small circles and twenty arrow-like features in FIG. 1 are substantially flat with no depth, contour or indentation. The broken lines depict portions of the earring that form no part of the claimed design.

**1 Claim, 1 Drawing Sheet**



(56)

**References Cited**

U.S. PATENT DOCUMENTS

4,869,078 A \* 9/1989 Leith ..... A44C 7/00  
63/13  
5,924,695 A \* 7/1999 Heykoop ..... A63F 9/00  
273/440  
8,261,576 B1 \* 9/2012 Clements ..... A44C 7/003  
63/12  
2008/0022720 A1 \* 1/2008 Ciccone ..... A44C 7/009  
63/12  
2008/0142561 A1 \* 6/2008 Wang ..... G02C 11/02  
224/616

OTHER PUBLICATIONS

Facebook Brinley & Co., Feb. 12, 2019, [online], [site visited Sep. 10, 2020]. Retrieved from url:<https://www.facebook.com/brinleyandco/photos/a.624157937687589/1565653140204726/?type=3&theater> (Year: 2019).\*

How to Make Leather Earrings with a Cricut Machine, available as early as Jul. 29, 2019, [online], [site visited Sep. 10, 2020]. Retrieved from url:<https://sweetredpoppy.com/how-to-make-leather-earrings-with-a-cricut/> (Year: 2019).\*

\* cited by examiner

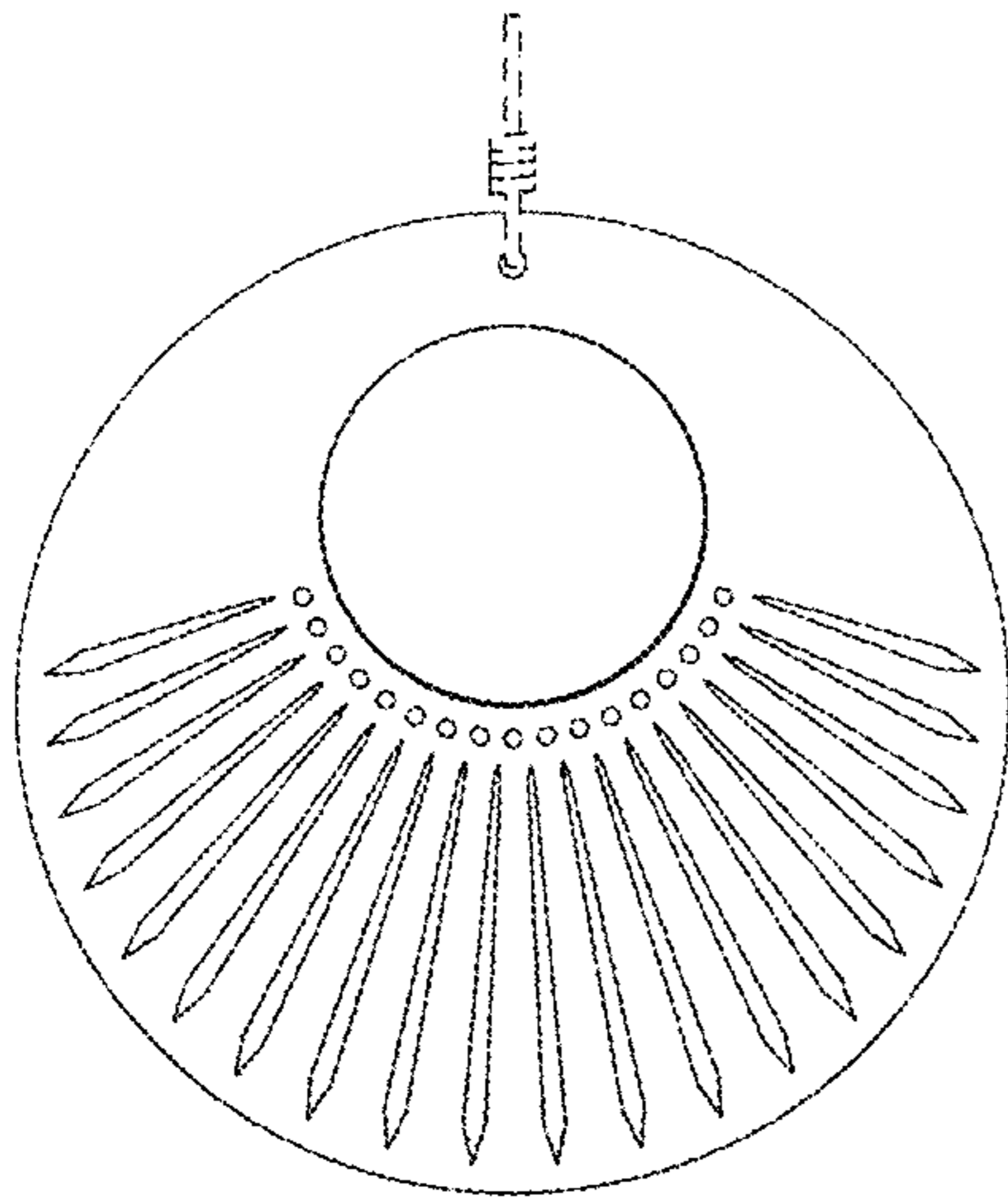


FIG. 1

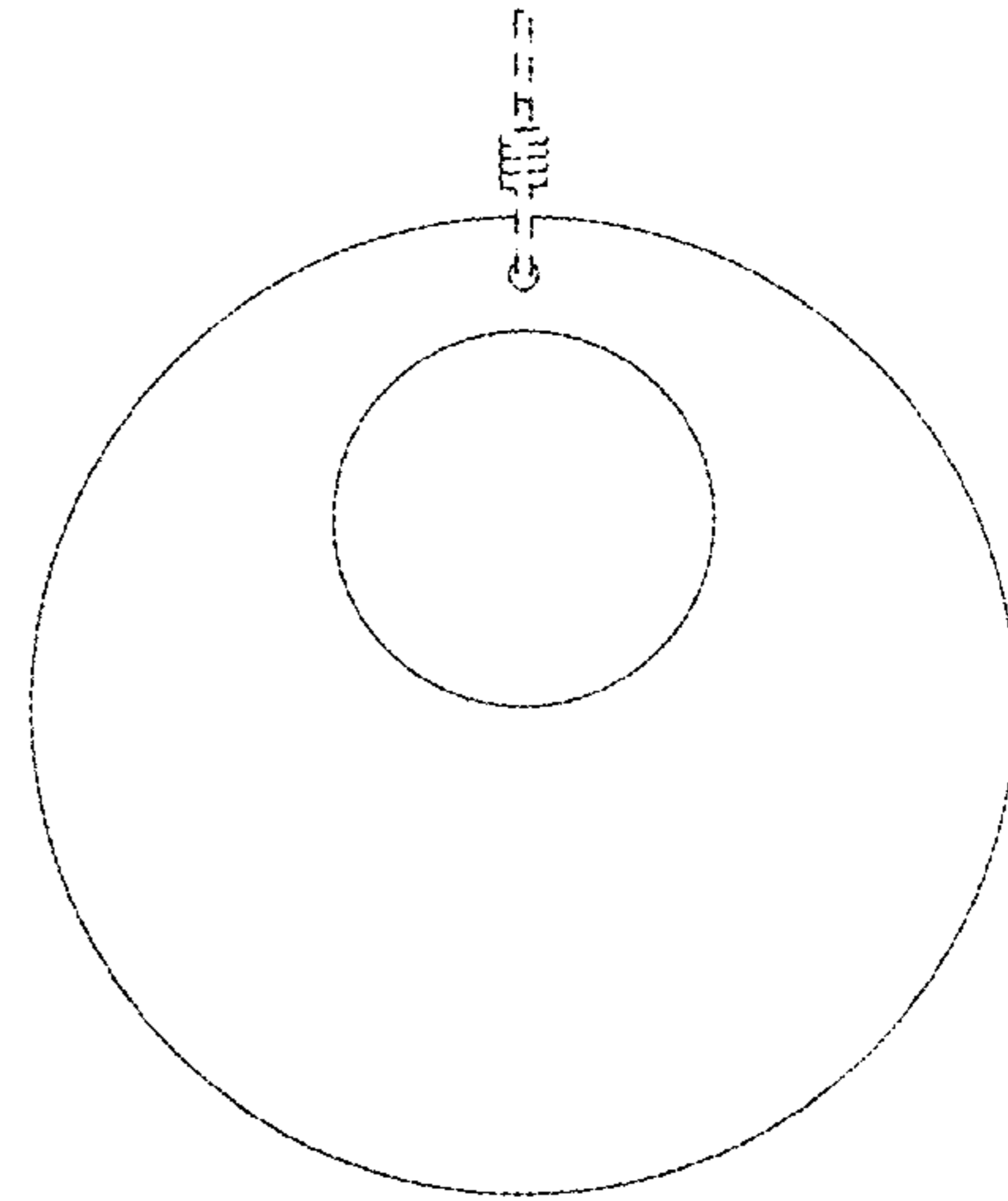


FIG. 2

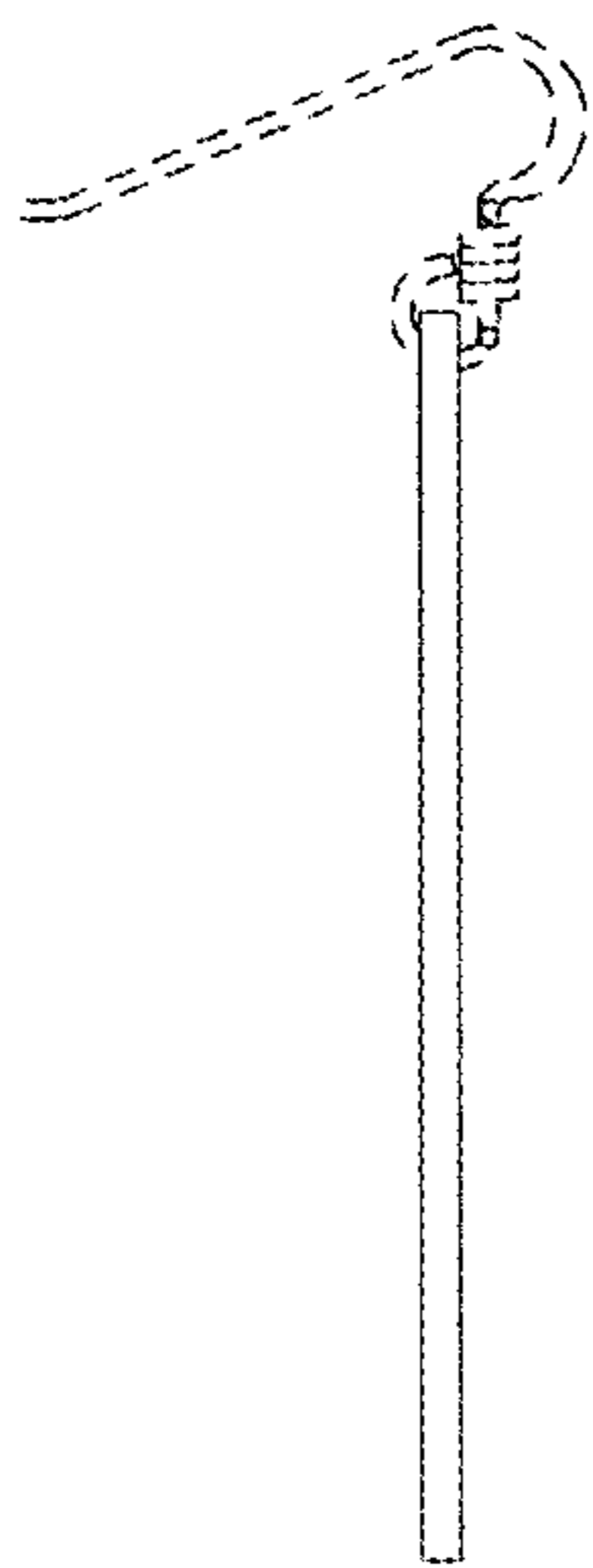


FIG. 3

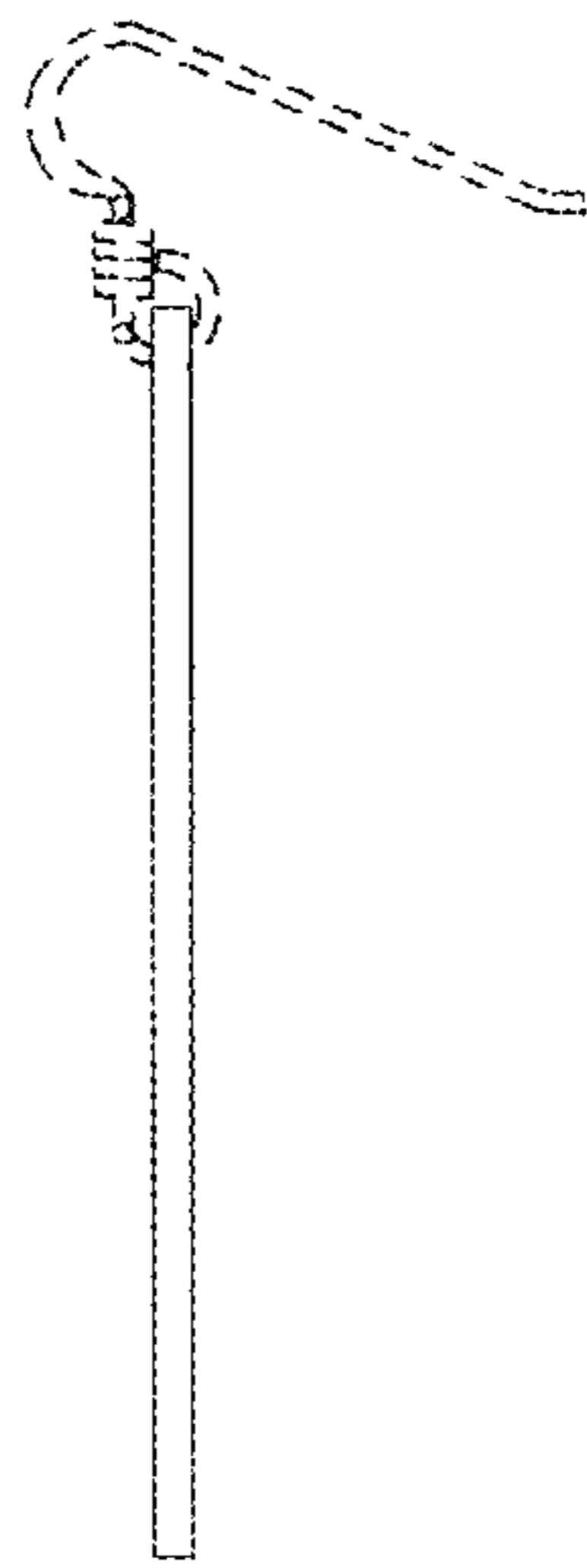


FIG. 4

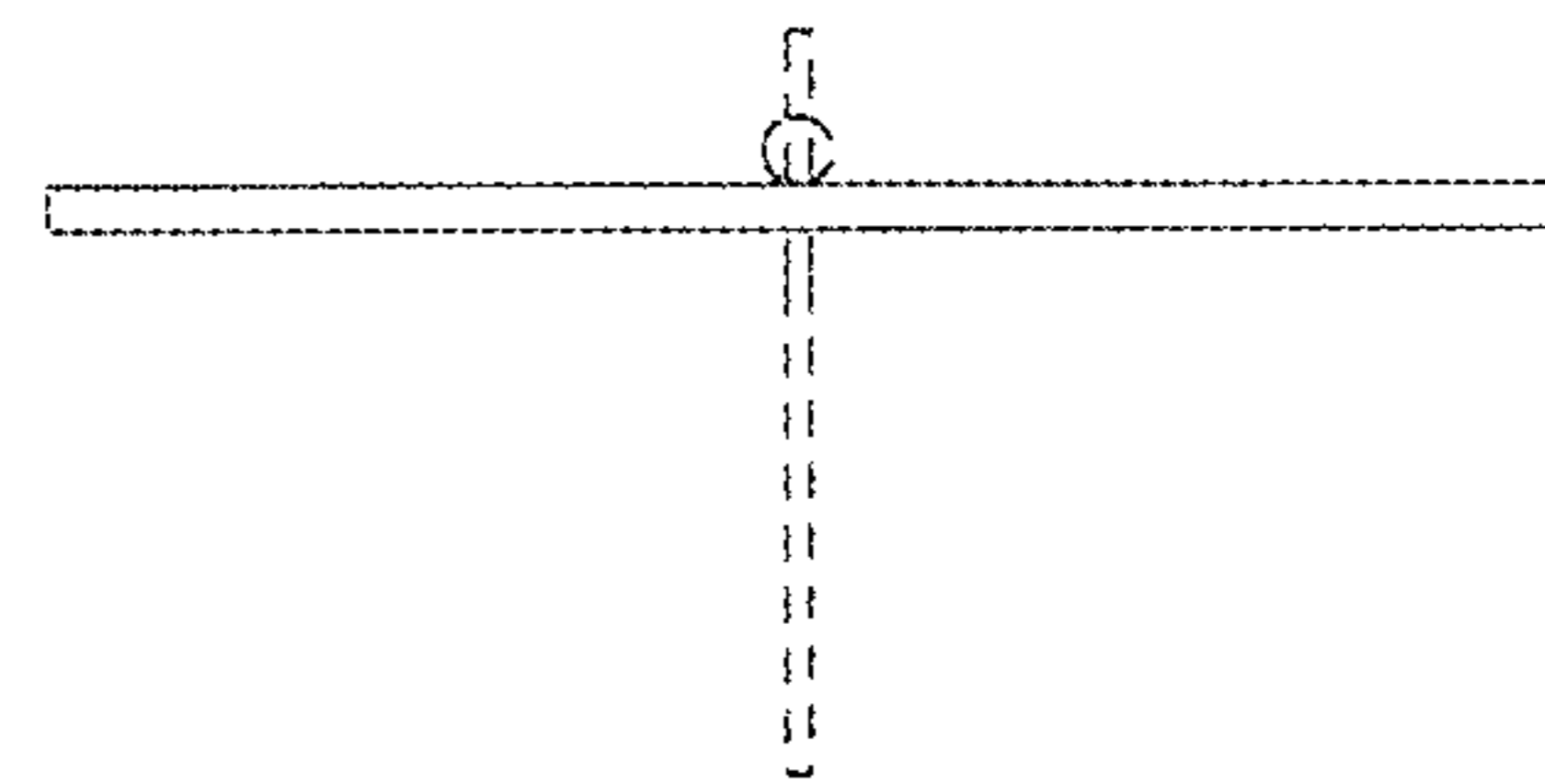


FIG. 5

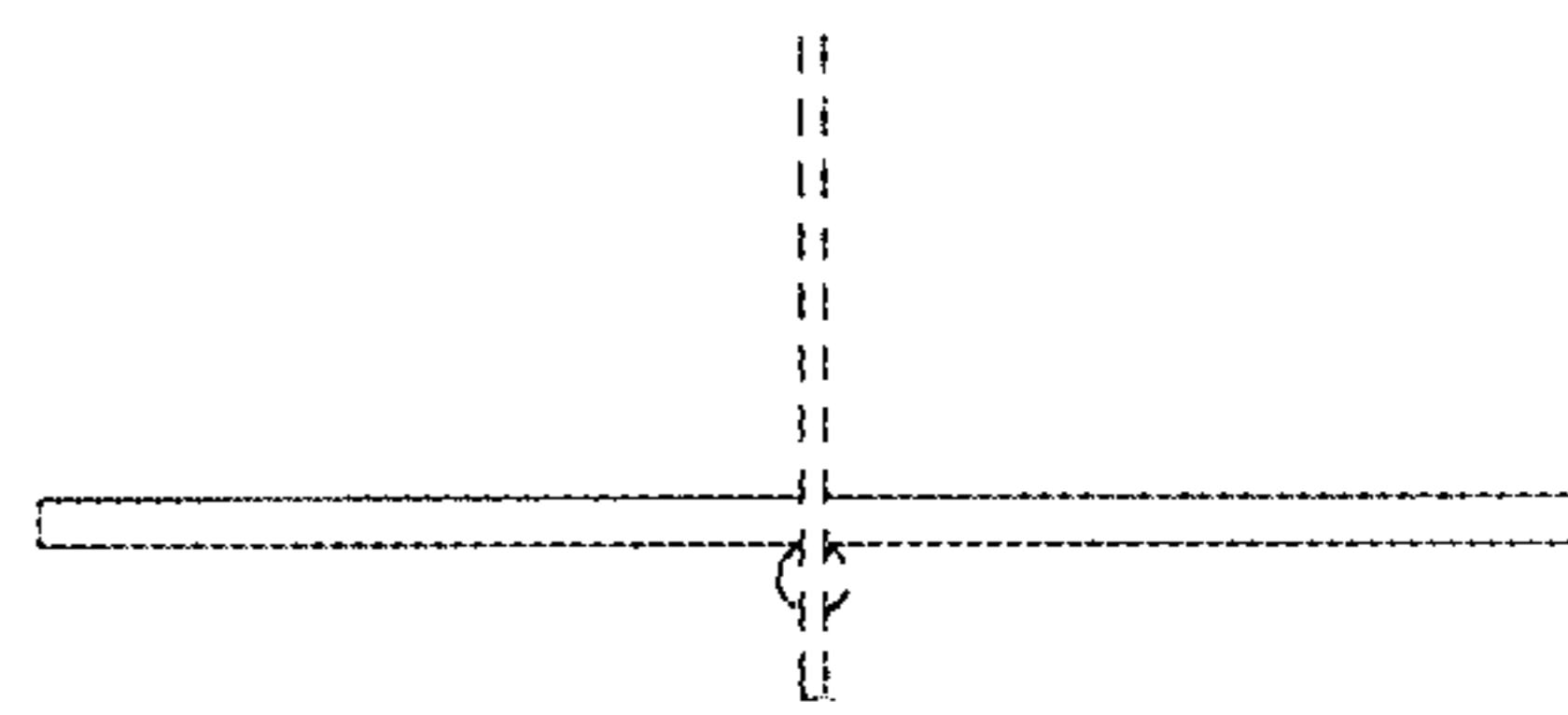


FIG. 6