



US00D906860S

(12) **United States Design Patent**
Nickels

(10) **Patent No.:** **US D906,860 S**

(45) **Date of Patent:** **** Jan. 5, 2021**

(54) **EARRING**
(71) Applicant: **Nickel & Suede LLC**, Liberty, MO (US)
(72) Inventor: **Kilee Nickels**, Liberty, MO (US)
(73) Assignee: **NICKEL & SUEDE LLC**, Liberty, MO (US)
(**) Term: **15 Years**

3,613,393 A * 10/1971 Lamoureux A44C 7/006
63/14.5
3,620,209 A * 11/1971 Kravitz A61M 5/422
601/79
D298,212 S * 10/1988 Gross D15/9.1
D311,880 S * 11/1990 Gatsos D11/43
6,252,164 B1 * 6/2001 Wise H01R 13/533
104/275
D622,748 S * 8/2010 Huschka D16/101
D689,540 S * 9/2013 Huschka D16/312
D894,287 S * 8/2020 McDevitt, Sr. D21/387

(21) Appl. No.: **29/685,751**
(22) Filed: **Mar. 29, 2019**
(51) **LOC (13) Cl.** **11-01**
(52) **U.S. Cl.**
USPC **D11/40**
(58) **Field of Classification Search**
USPC ... D11/1, 2, 7, 8, 16, 17, 40-45, 63, 79, 80,
D11/84, 87, 88, 91, 92, 97, 139, 68, 75,
D11/76, 77, 85, 22, 47, 86, 225, 241, 33,
D11/115, 231, 237, 93; D30/155;
D24/106, 127; D8/16, 19, 354;
D21/300, 301, 385, 386, 38, 7, 390, 404,
D21/387
CPC A44C 15/005; A44C 15/001; A44C 7/00;
A44C 7/002; A44C 7/003; A44C 7/004;
A44C 7/005; A44C 7/006; A44C 7/007;
A44C 7/008; A44C 7/009; A44C 25/00;
A44C 25/001; A44C 25/002; A44C
25/004; A44C 25/007; A44C 1/00; A44C
15/00
See application file for complete search history.

OTHER PUBLICATIONS

Nickel and Suede Facebook Photo, May 24, 2019, [online], [site visited Aug. 31, 2020]. Retrieved from url:https://www.facebook.com/Nickelandsuede/photos/a.292641747569017/1215063531993496 (Year: 2019).*

* cited by examiner

Primary Examiner — Michelle E. Wilson
Assistant Examiner — Tracey J Bell
(74) *Attorney, Agent, or Firm* — Martin & Associates, LLC; Derek P. Martin

(56) **References Cited**

U.S. PATENT DOCUMENTS

D142,202 S * 8/1945 Lanyon D8/18
D173,878 S * 1/1955 Odencrants D11/231

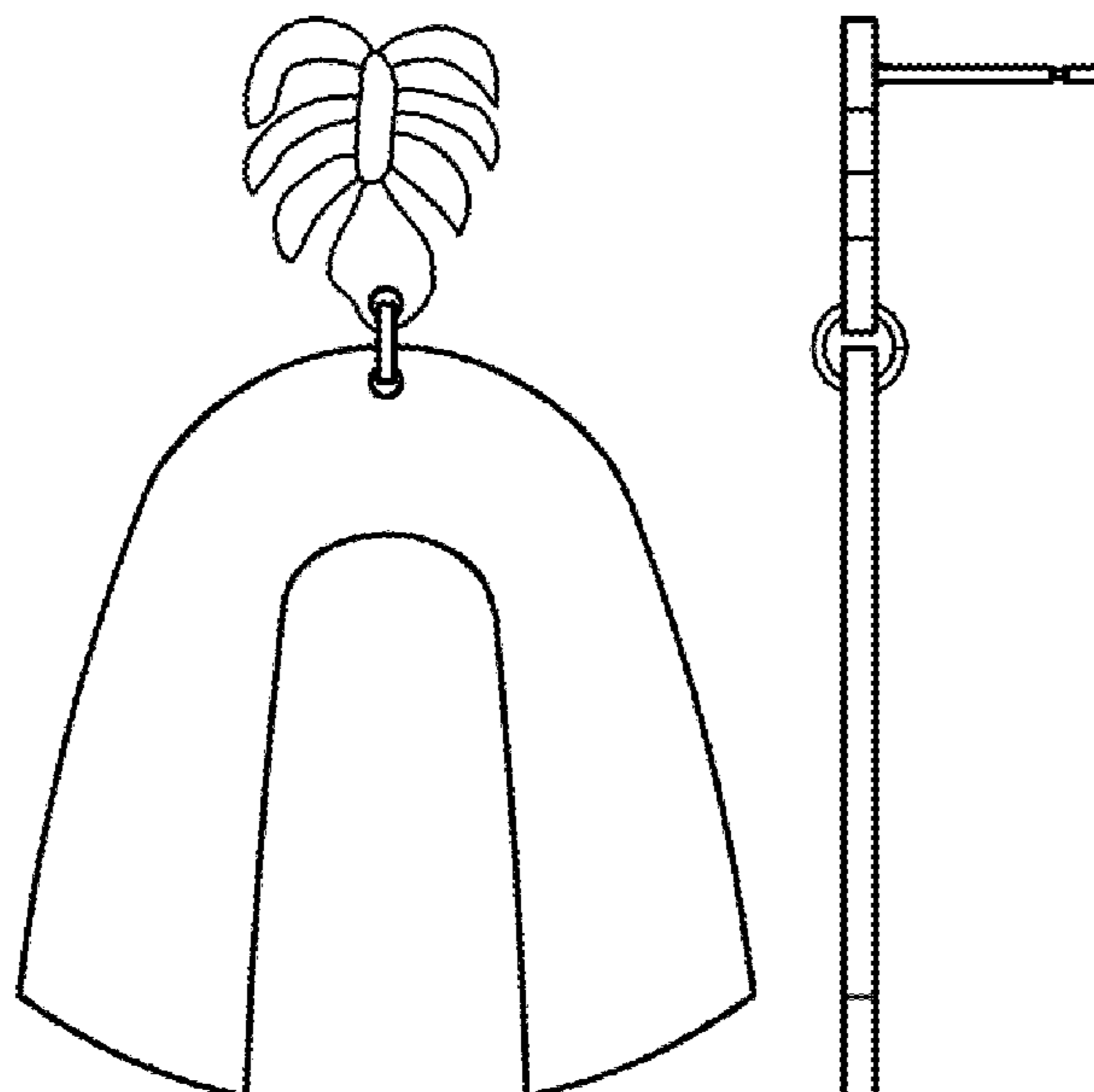
(57) **CLAIM**

The ornamental design for an earring, as shown and described.

DESCRIPTION

FIG. 1 is a front view of an earring showing the new design; FIG. 2 is a back view thereof; FIG. 3 is a left side view thereof; FIG. 4 is a right side view thereof; FIG. 5 is a bottom view thereof; and, FIG. 6 is a top view thereof.

1 Claim, 1 Drawing Sheet



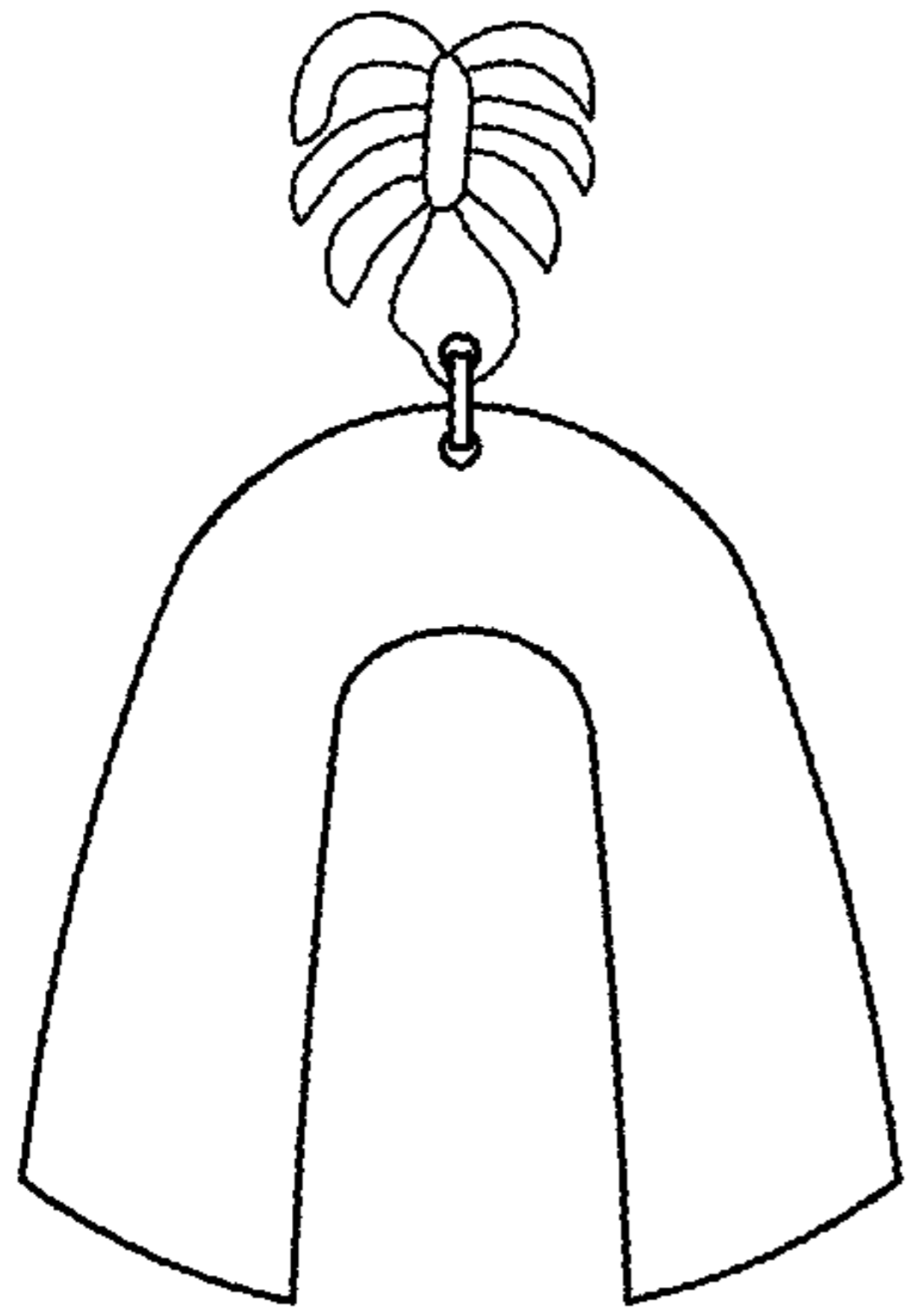


FIG. 1

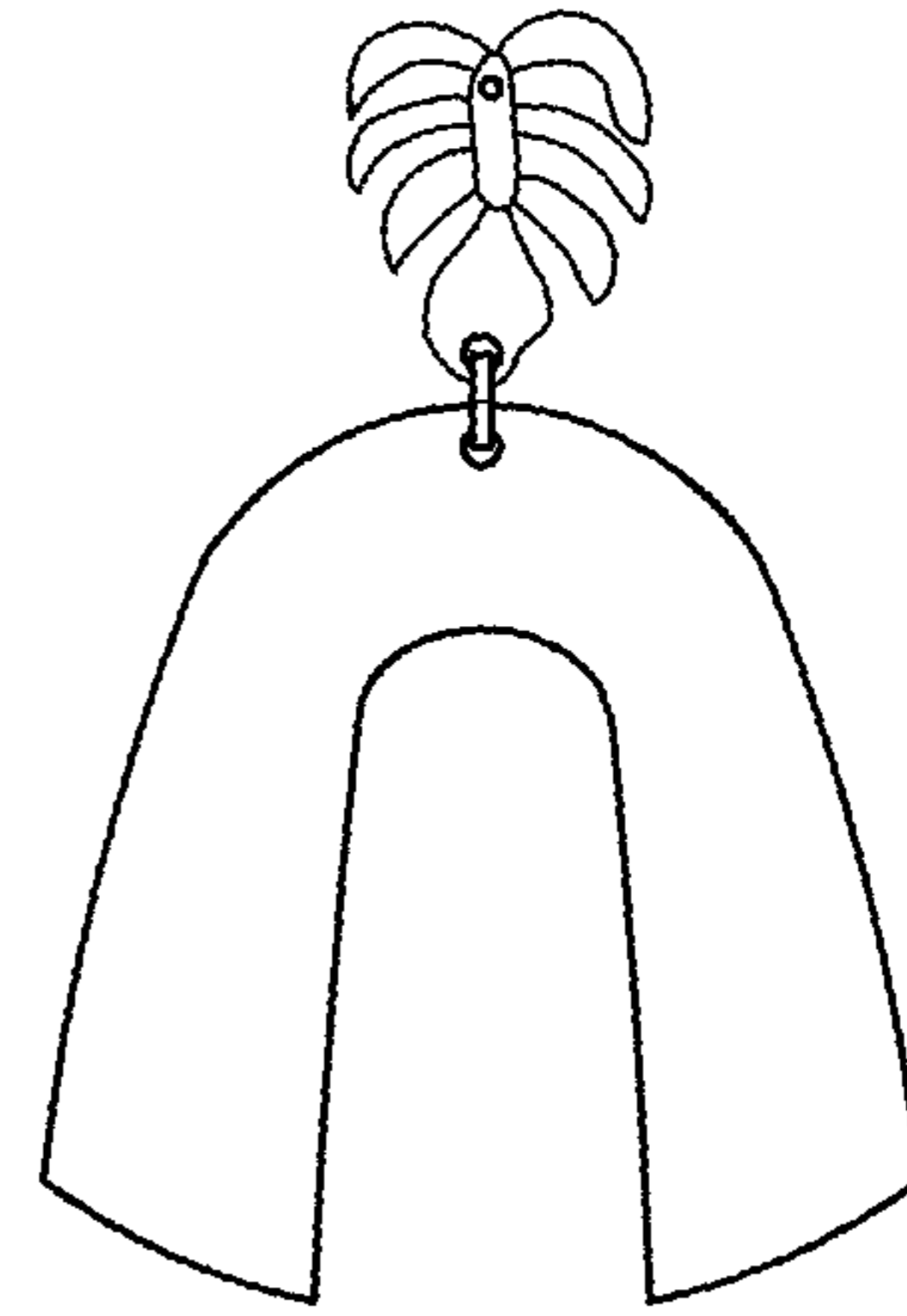


FIG. 2

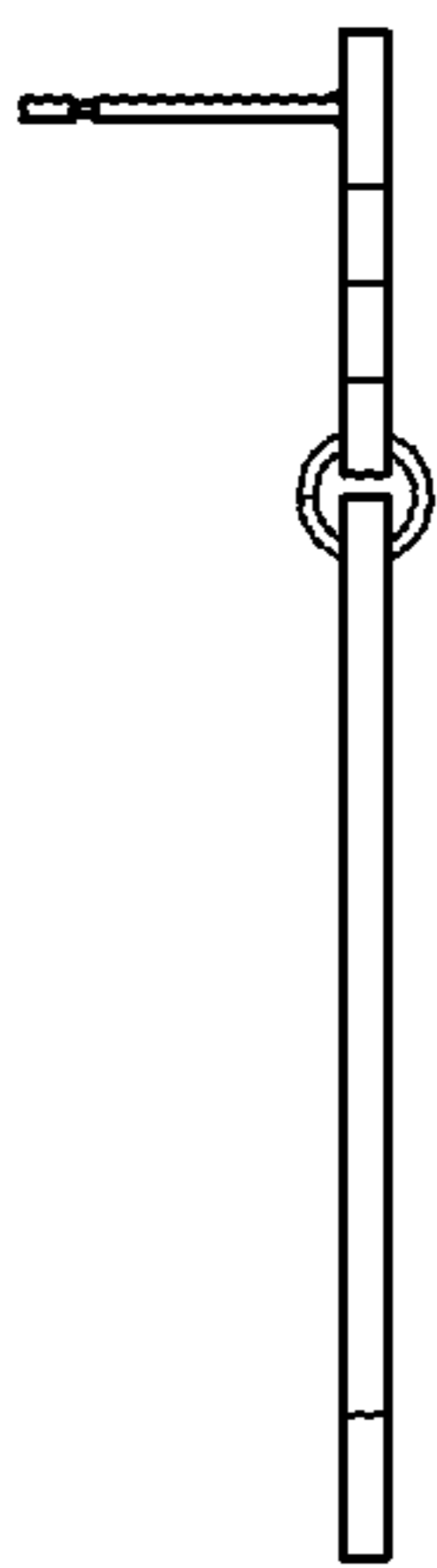


FIG. 3




FIG. 4

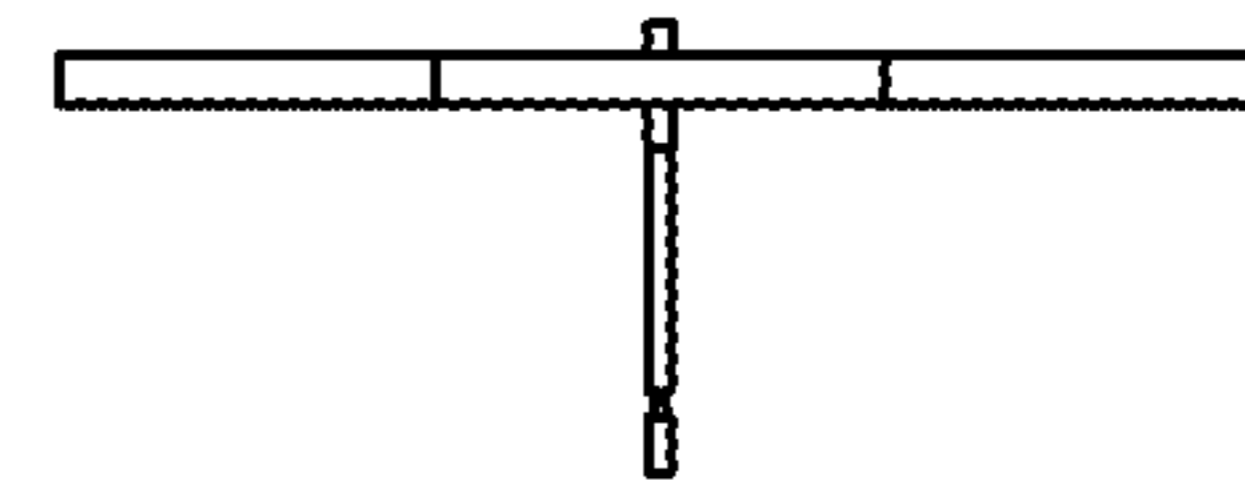


FIG. 5

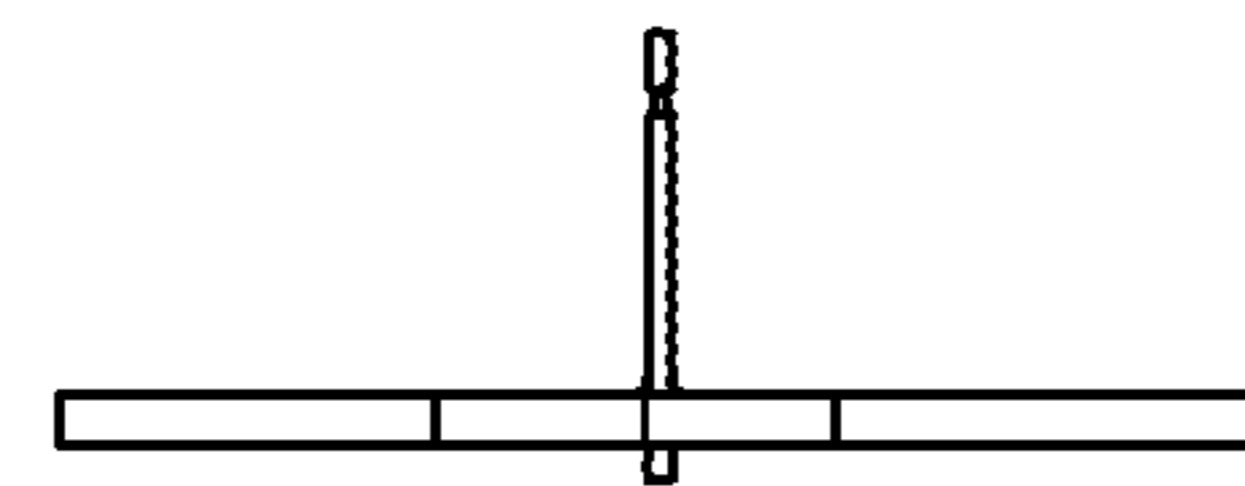


FIG. 6