



US00D906859S

(12) **United States Design Patent**
Nickels

(10) **Patent No.:** **US D906,859 S**

(45) **Date of Patent:** **** *Jan. 5, 2021**

(54) **EARRING**

(71) Applicant: **Nickel & Suede LLC**, Liberty, MO (US)

(72) Inventor: **Kilee Nickels**, Liberty, MO (US)

(73) Assignee: **NICKEL & SUEDE LLC**, Liberty, MO (US)

(*) Notice: This patent is subject to a terminal disclaimer.

(**) Term: **15 Years**

(21) Appl. No.: **29/685,655**

(22) Filed: **Mar. 29, 2019**

(51) **LOC (13) Cl.** **11-01**

(52) **U.S. Cl.**
USPC **D11/40**

(58) **Field of Classification Search**

USPC ... D11/1, 2, 7, 8, 16, 17, 40-45, 63, 79, 80, D11/84, 87, 88, 91, 92, 97, 68, 75, 76, D11/77, 85, 22, 47, 86, 225, 241, 33, D11/115, 231, 237, 93, 95, 132-140, 3, 6, D11/121, 61, 116, 238, 223, 125; D30/155; D3/207; D8/16, 19, 354, 352, D8/353, 310, 321, 371; D18/24, 29; D20/27, 28, 11, 17, 42; D1/114; D19/59; D21/479, 478, 480, 300, 301, D21/385, 386, 387, 390, 404; D24/106, D24/127

CPC A44C 15/005; A44C 15/001; A44C 7/00; A44C 7/002; A44C 7/003; A44C 7/004; A44C 7/005; A44C 7/006; A44C 7/007; A44C 7/008; A44C 7/009; A44C 25/00; A44C 25/001; A44C 25/002; A44C 25/004; A44C 25/007; A44C 1/00; A44C 15/00; A44C 15/003; A44C 15/004; A44C 21/00; A44C 11/00

See application file for complete search history.

(56) **References Cited**

U.S. PATENT DOCUMENTS

D142,202 S * 8/1945 Lanyon D8/18
D173,878 S * 1/1955 Odencrants D11/231
3,613,393 A * 10/1971 Lamoureux A44C 7/006
63/14.5
3,620,209 A * 11/1971 Kravitz A61M 5/422
601/79
4,156,553 A * 5/1979 Ammon H01R 12/585
439/637
D298,212 S * 10/1988 Gross D15/9.1

(Continued)

OTHER PUBLICATIONS

Facebook Nickel and Suede—Photo, Apr. 16, 2019, [online], [site visited Sep. 12, 2020]. Retrieved from url:https://www.facebook.com/Nickelandsuede/photos/a.292641747569017/1181398428693340/?type=3&theate (Year: 2019).*

(Continued)

Primary Examiner — Michelle E. Wilson

Assistant Examiner — Tracey J Bell

(74) *Attorney, Agent, or Firm* — Martin & Associates, LLC; Derek P. Martin

(57) **CLAIM**

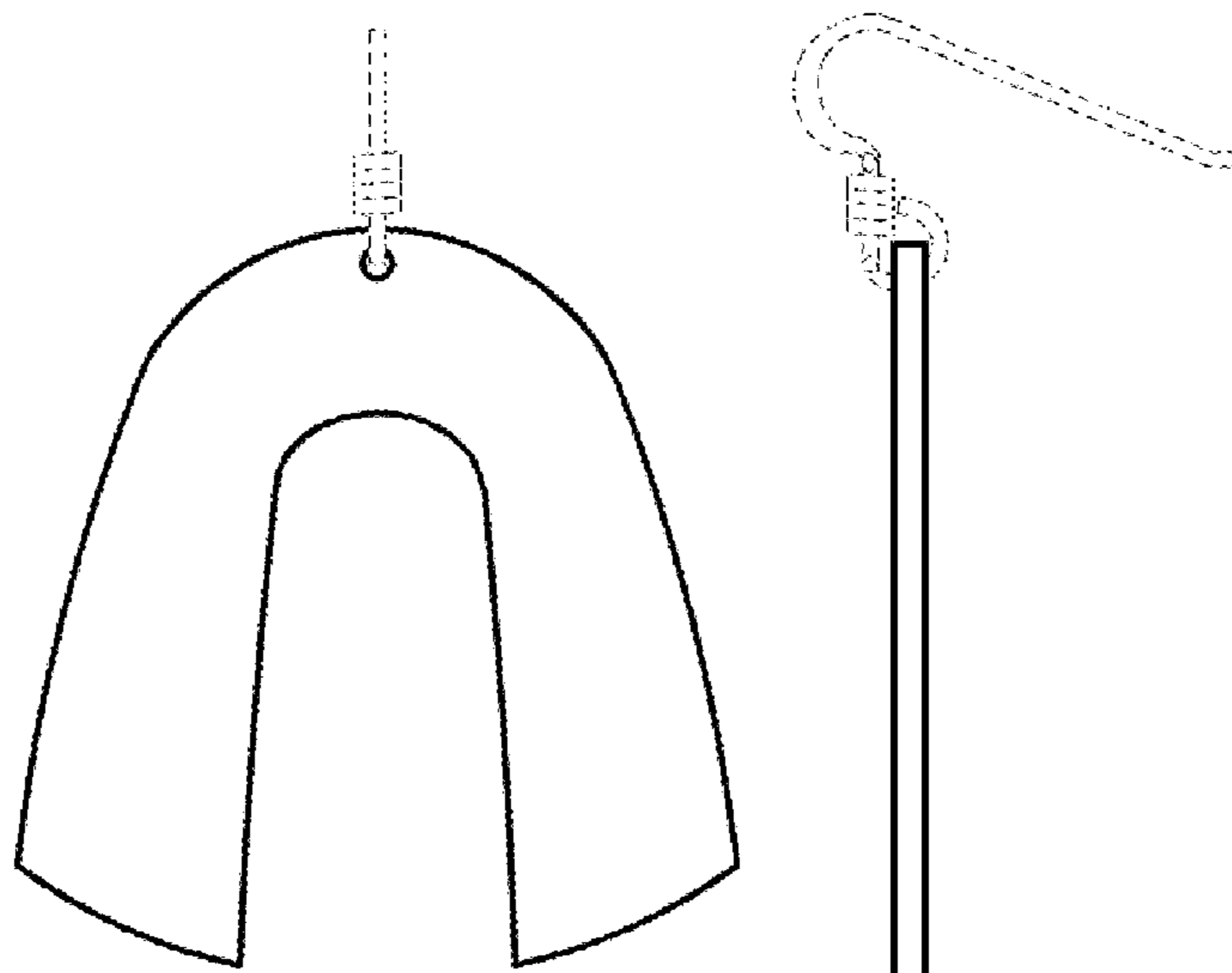
The ornamental design for an earring, as shown and described.

DESCRIPTION

FIG. 1 is a front view of an earring showing the new design; FIG. 2 is a back view thereof; FIG. 3 is a left side view thereof; FIG. 4 is a right side view thereof; FIG. 5 is a bottom view thereof; and, FIG. 6 is a top view thereof.

The broken lines depict portions of the earring that form no part of the claimed design.

1 Claim, 1 Drawing Sheet



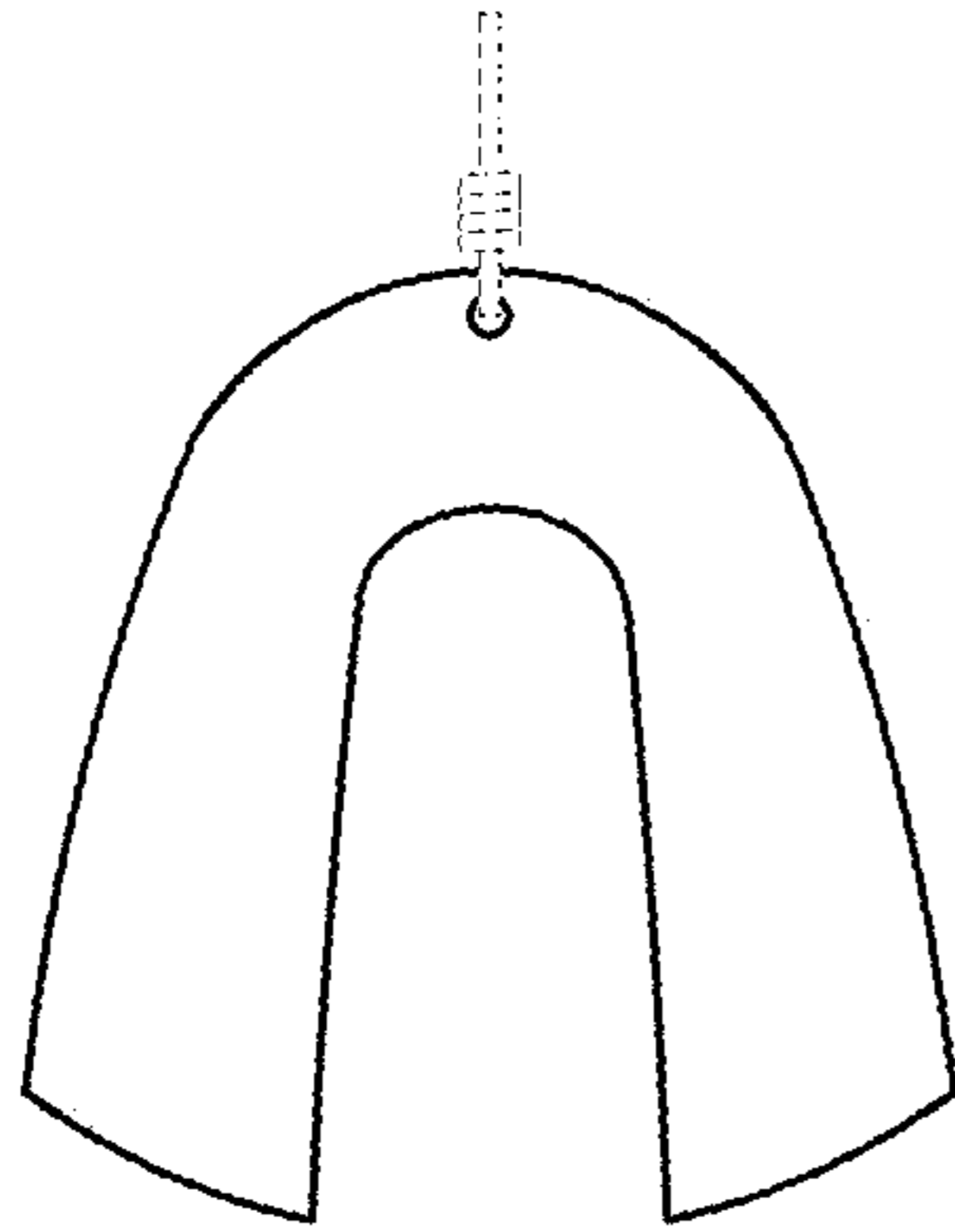


FIG. 1

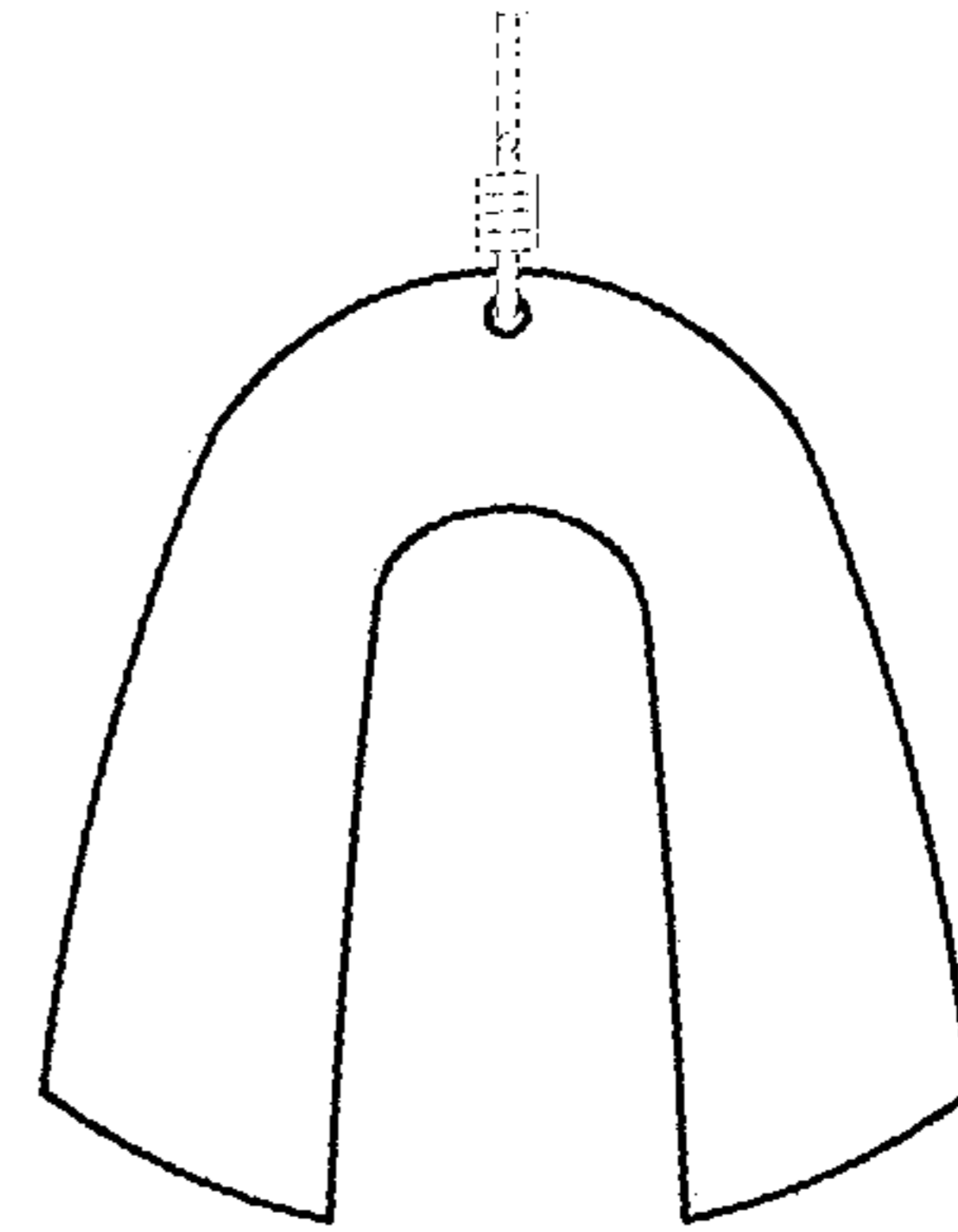


FIG. 2

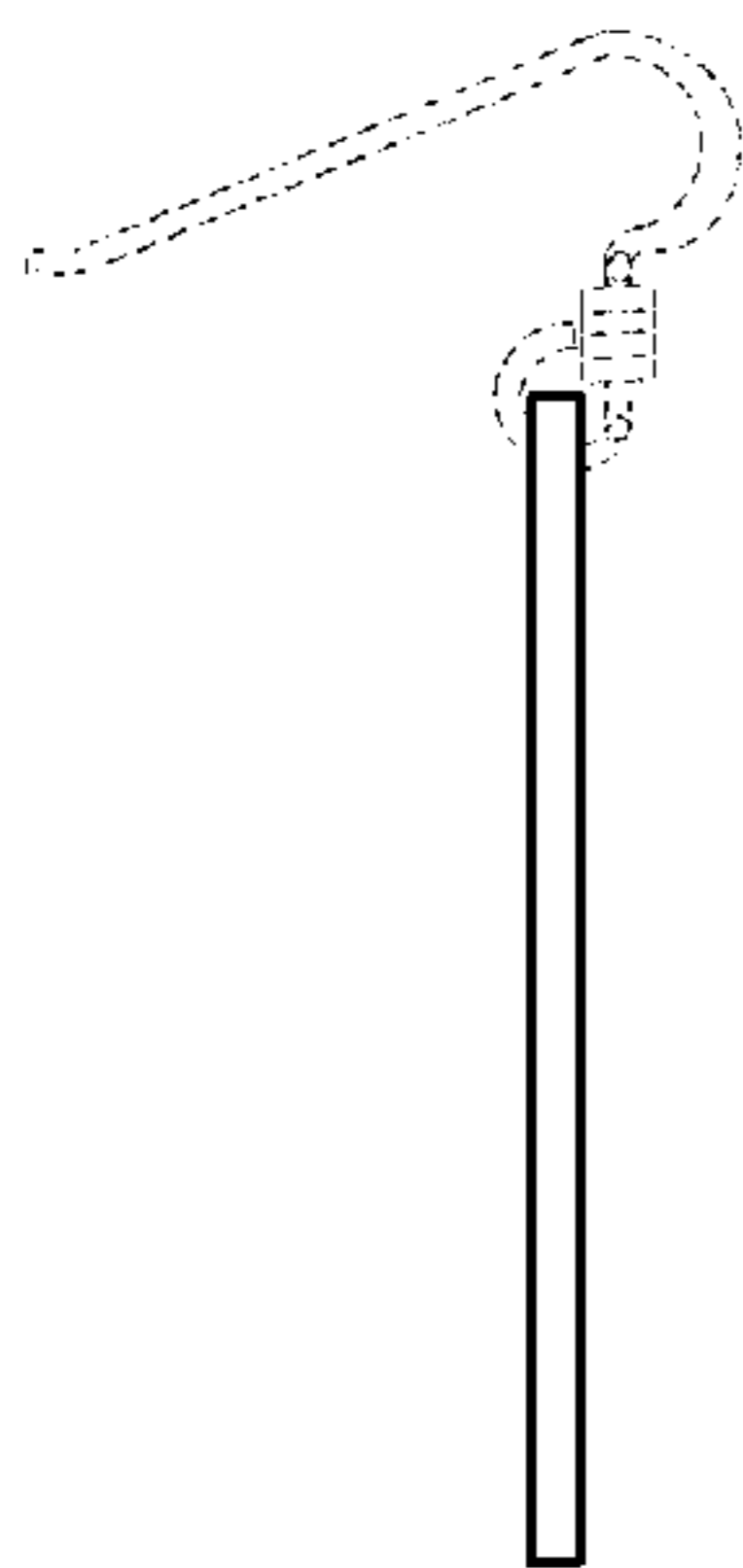


FIG. 3

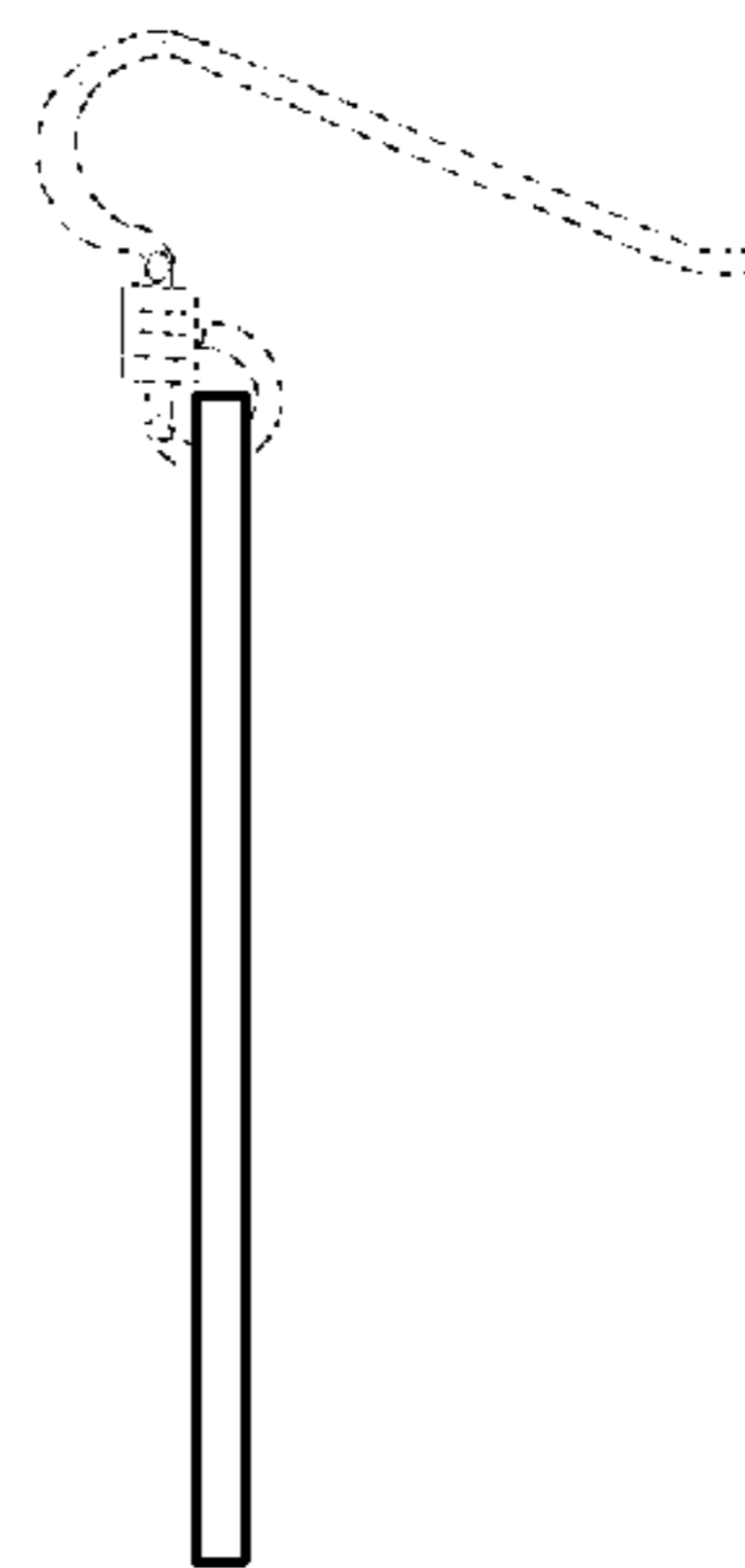


FIG. 4

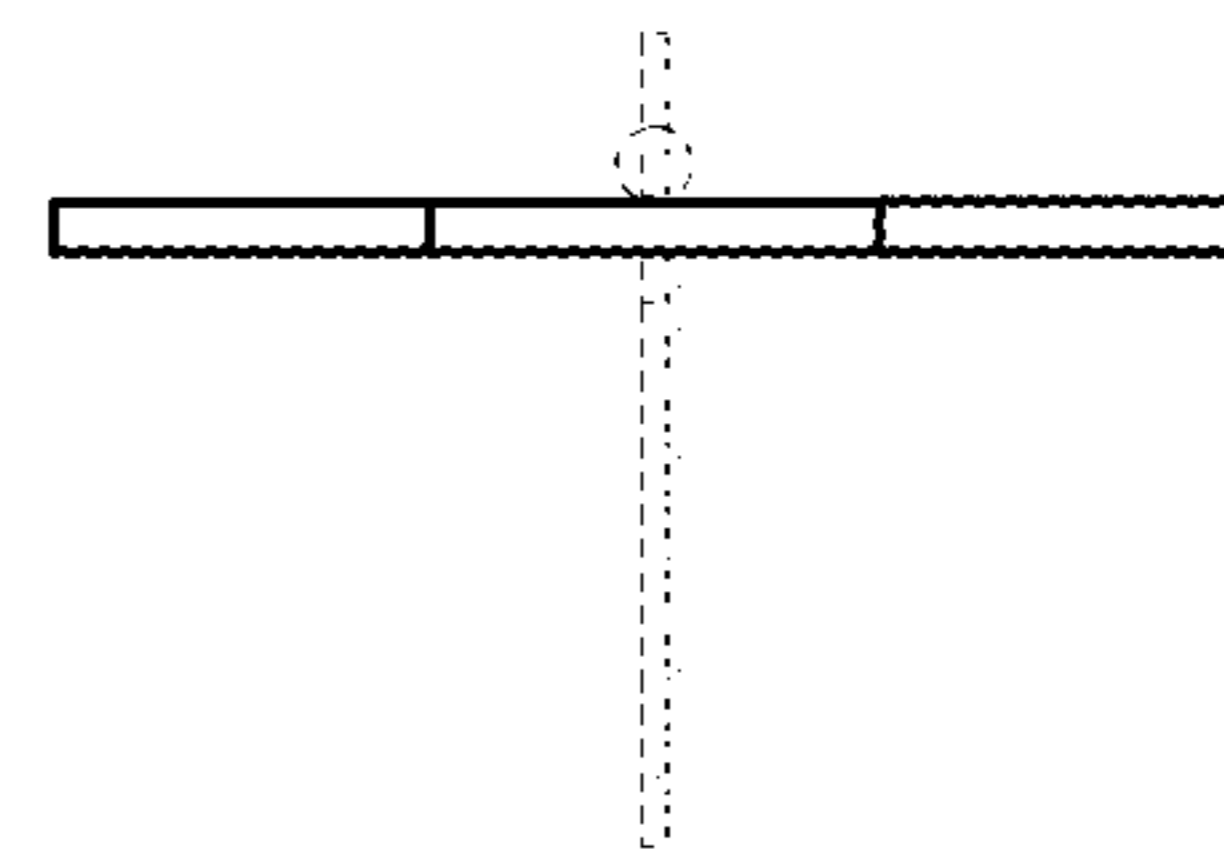


FIG. 5

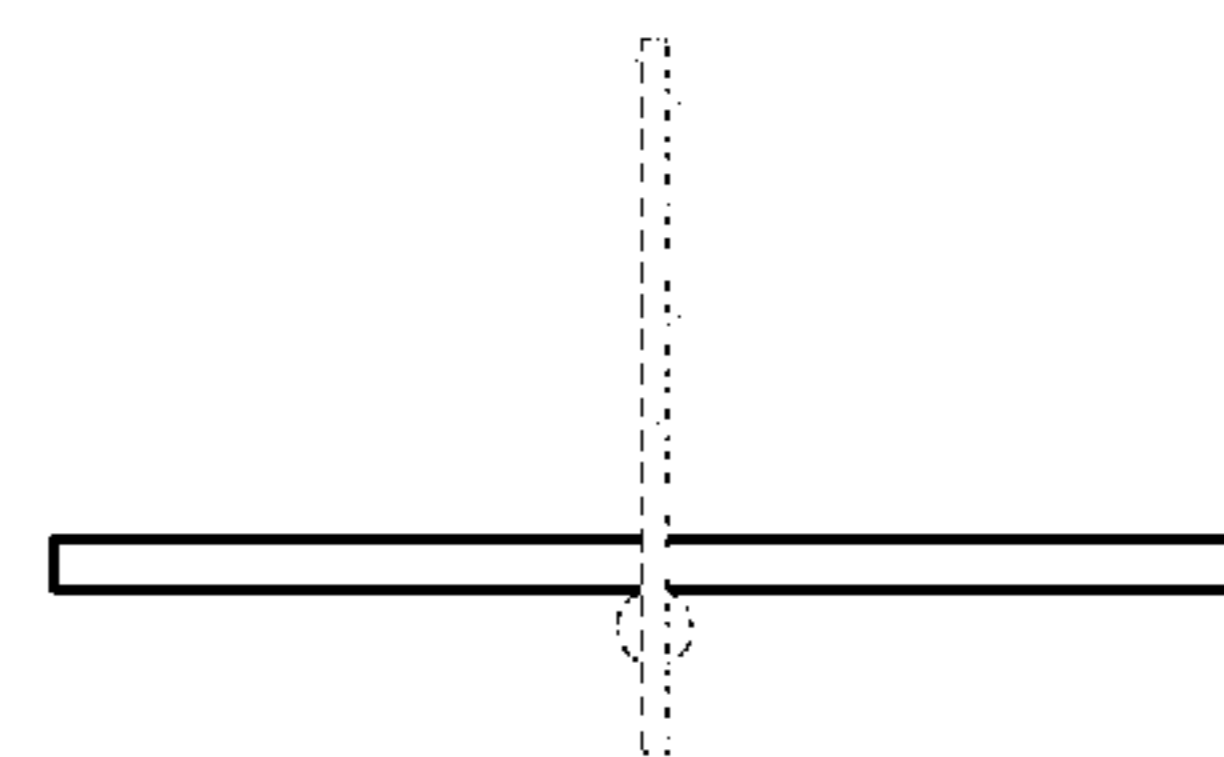


FIG. 6