



US00D906853S

(12) **United States Design Patent**  
**Kang**

(10) **Patent No.:** **US D906,853 S**

(45) **Date of Patent:** **\*\* Jan. 5, 2021**

- (54) **SOLAR WARNING LIGHT**
- (71) Applicant: **SHENZHEN RUOSHENG TECHNOLOGY CO., LTD.**, Shenzhen (CN)
- (72) Inventor: **Xinlang Kang**, Ji'an (CN)
- (73) Assignee: **SHENZHEN RUOSHENG TECHNOLOGY CO., LTD.**, Shenzhen (CN)

- D782,349 S \* 3/2017 Konotopskyi ..... D10/70
- D795,108 S \* 8/2017 Kondo ..... D10/70
- D817,792 S \* 5/2018 Geskin ..... D10/70
- D825,365 S \* 8/2018 Van Der Bijl ..... D10/104.1
- D854,436 S \* 7/2019 Morita ..... D10/106.6
- D861,526 S \* 10/2019 Wang ..... F21V 21/08  
D10/106.6
- D862,266 S \* 10/2019 Kondo ..... G08B 29/046  
D10/106.6
- 2008/0198010 A1 \* 8/2008 Richard ..... G08B 29/046  
340/567

(\*\*) Term: **15 Years**

(21) Appl. No.: **29/698,063**

(22) Filed: **Jul. 13, 2019**

(51) **LOC (13) Cl.** ..... **10-05**

(52) **U.S. Cl.**  
USPC ..... **D10/114.1**; D10/106.8

(58) **Field of Classification Search**  
USPC ..... D10/106.1–106.95; D13/165; D16/202,  
D16/203, 214, 215; D26/51, 72, 119  
CPC ..... F21V 23/0442–0492; G08B 17/00; G08B  
17/06; G08B 17/10; G08B 17/11; G08B  
17/12; G08B 17/103; G08B 17/107  
See application file for complete search history.

(56) **References Cited**

**U.S. PATENT DOCUMENTS**

- D425,534 S \* 5/2000 Mutoh ..... D10/106.1
- 6,098,943 A \* 8/2000 Howard ..... F21V 21/08  
248/231.81
- D434,387 S \* 11/2000 Taylor ..... D10/106.1
- D628,103 S \* 11/2010 Schmalz ..... D10/70
- D656,848 S \* 4/2012 Mosher ..... D10/70
- D666,512 S \* 9/2012 Gresko ..... D10/70
- D778,184 S \* 2/2017 Kikstra ..... D10/70

\* cited by examiner

*Primary Examiner* — George D. Kirschbaum

*Assistant Examiner* — Joseph J Kukella

(74) *Attorney, Agent, or Firm* — Law Offices of Steven W. Weinrieb

(57) **CLAIM**

The ornamental design for a solar warning light, as shown and described.

**DESCRIPTION**

FIG. 1 is a front, right side, top perspective view of a solar warning light showing my new design;  
FIG. 2 is a rear, left side, bottom perspective view thereof;  
FIG. 3 is a front elevational view thereof;  
FIG. 4 is a rear elevational view thereof;  
FIG. 5 is a left side elevational view thereof;  
FIG. 6 is a right side elevational view thereof;  
FIG. 7 is a top plan view thereof; and,  
FIG. 8 is a bottom plan view, thereof.

The broken lines immediately adjacent to the claimed portions are boundaries, all other broken lines are environmental structures; all the broken lines form no part of the claimed design.

**1 Claim, 8 Drawing Sheets**






FIG.1

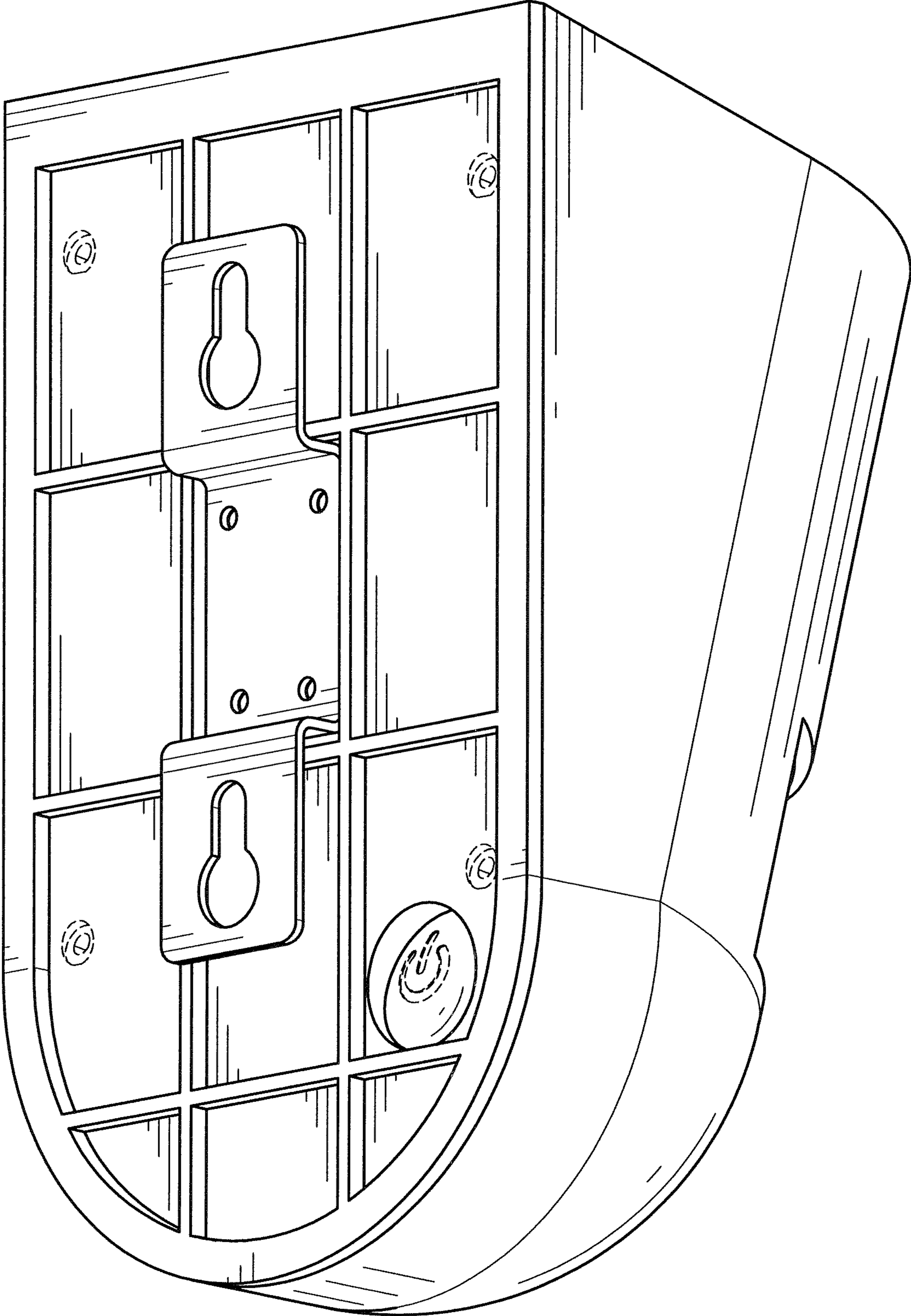


FIG.2

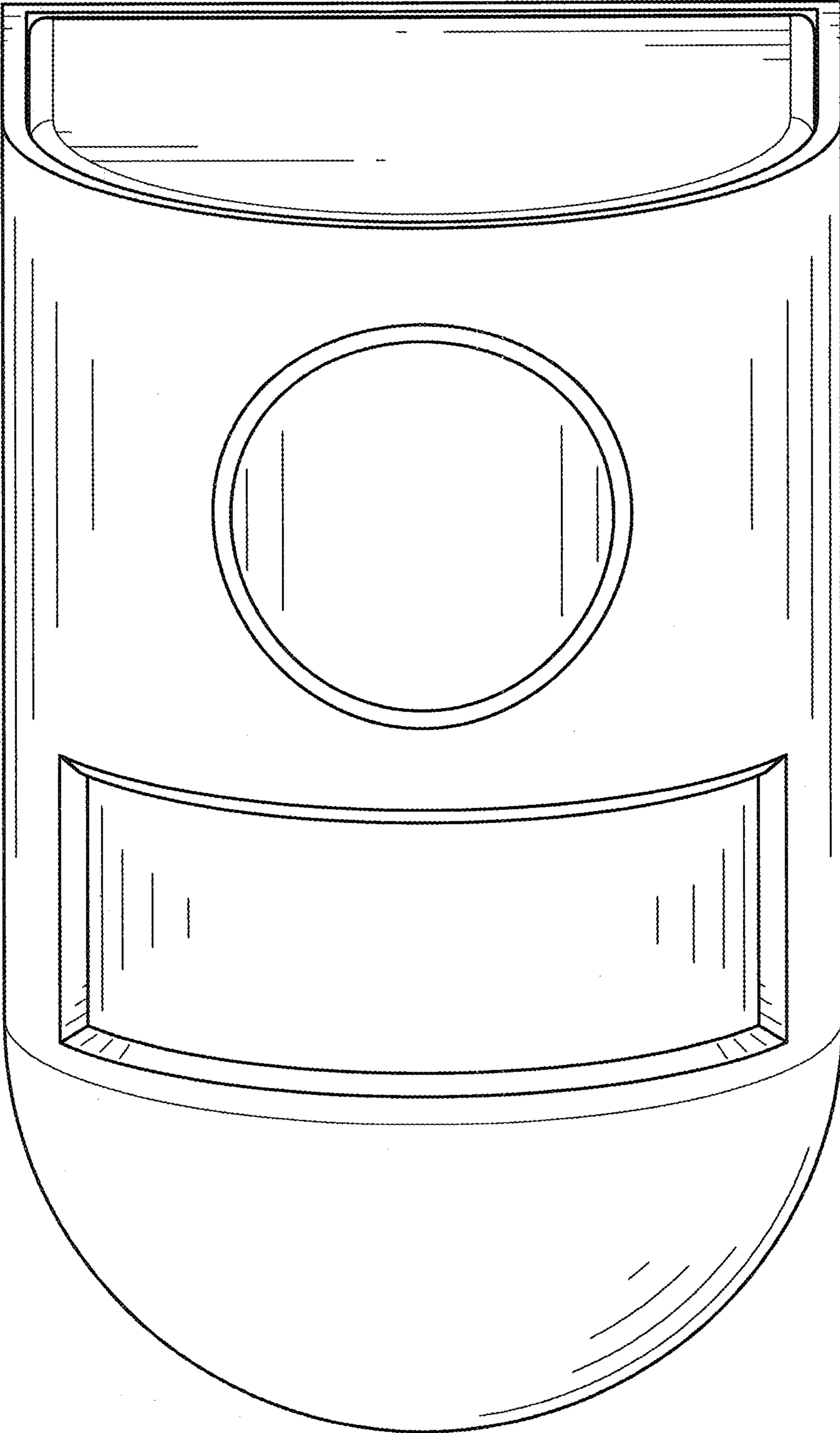


FIG.3

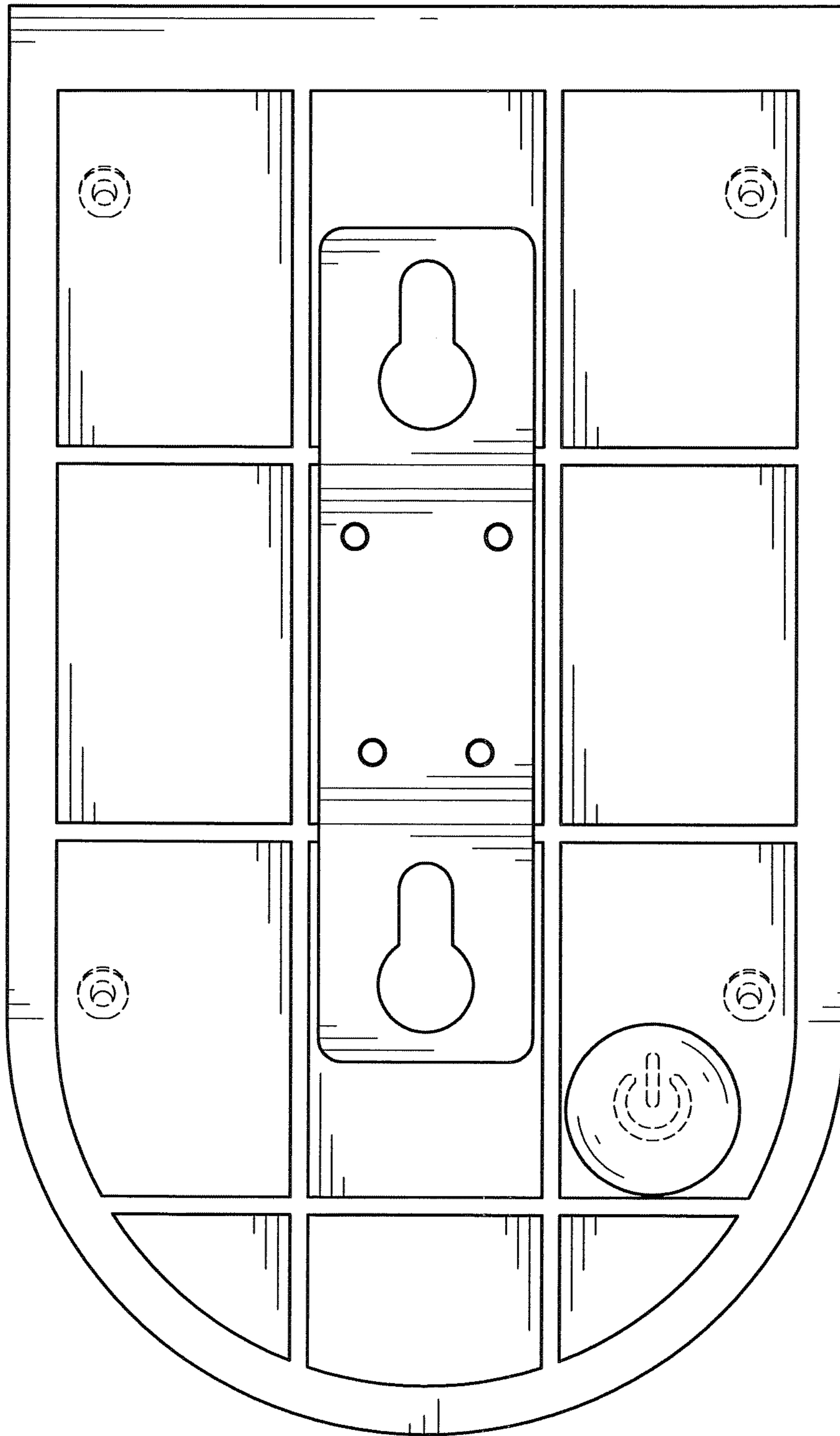


FIG. 4

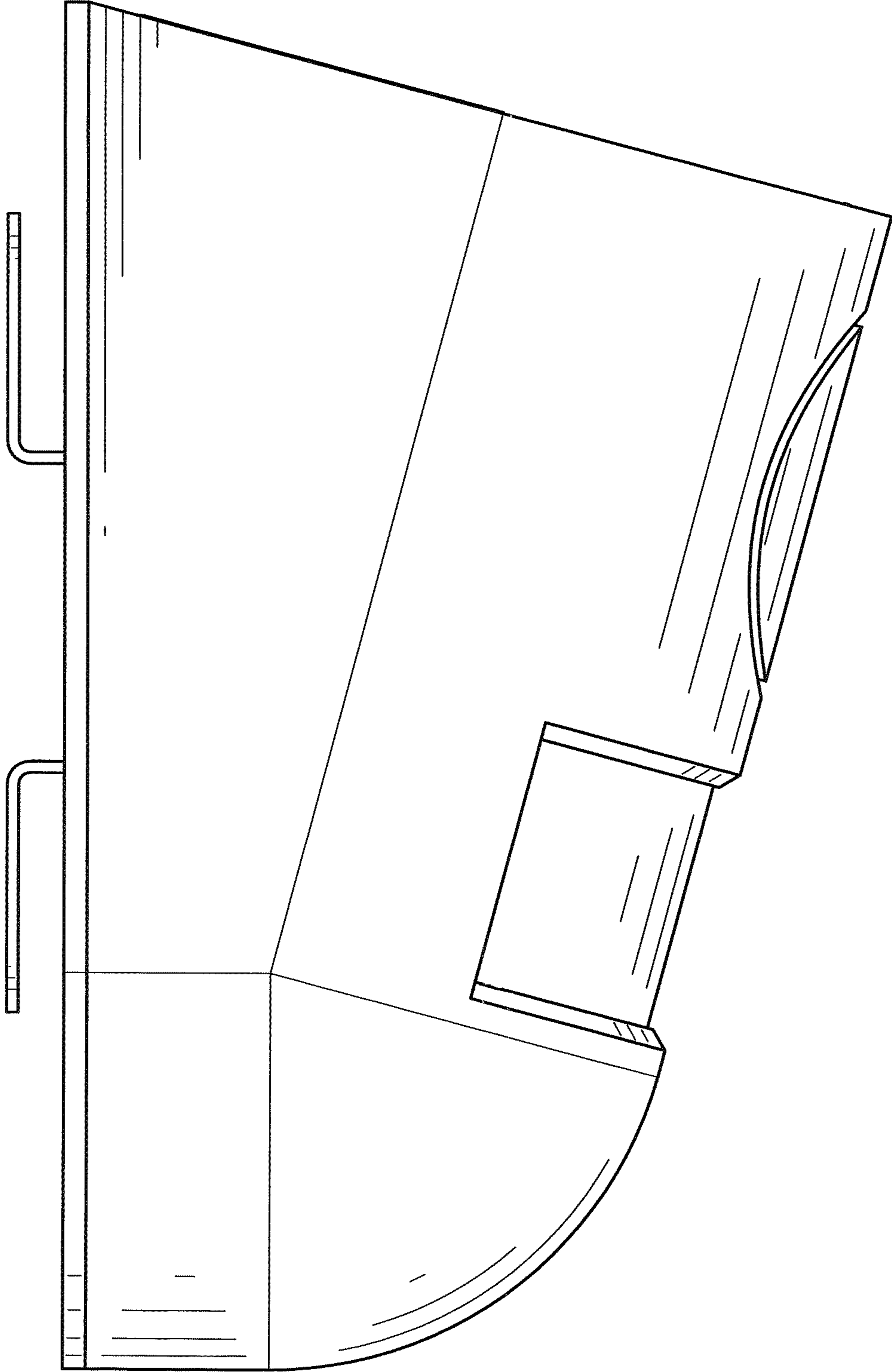


FIG.5

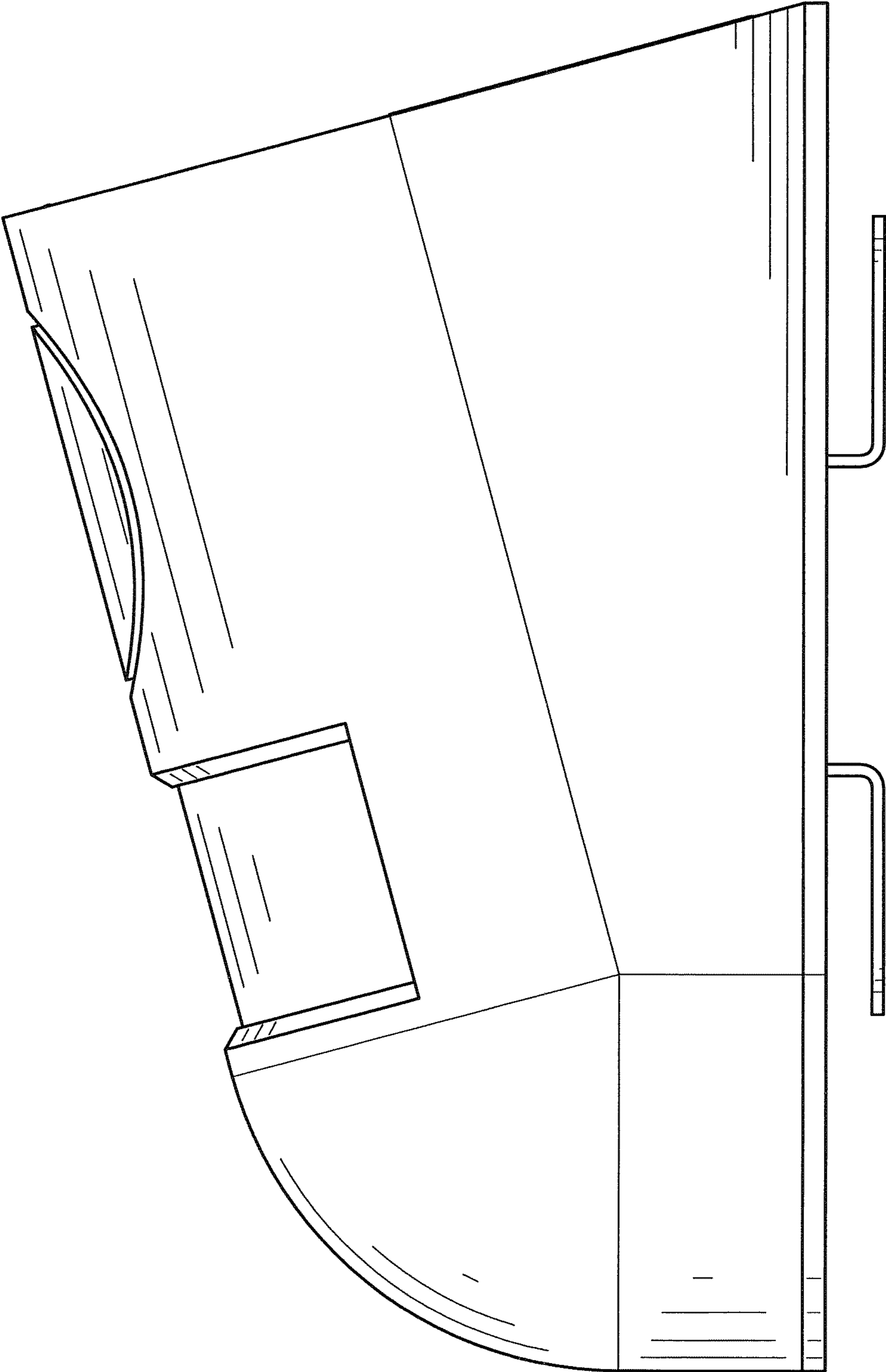


FIG.6

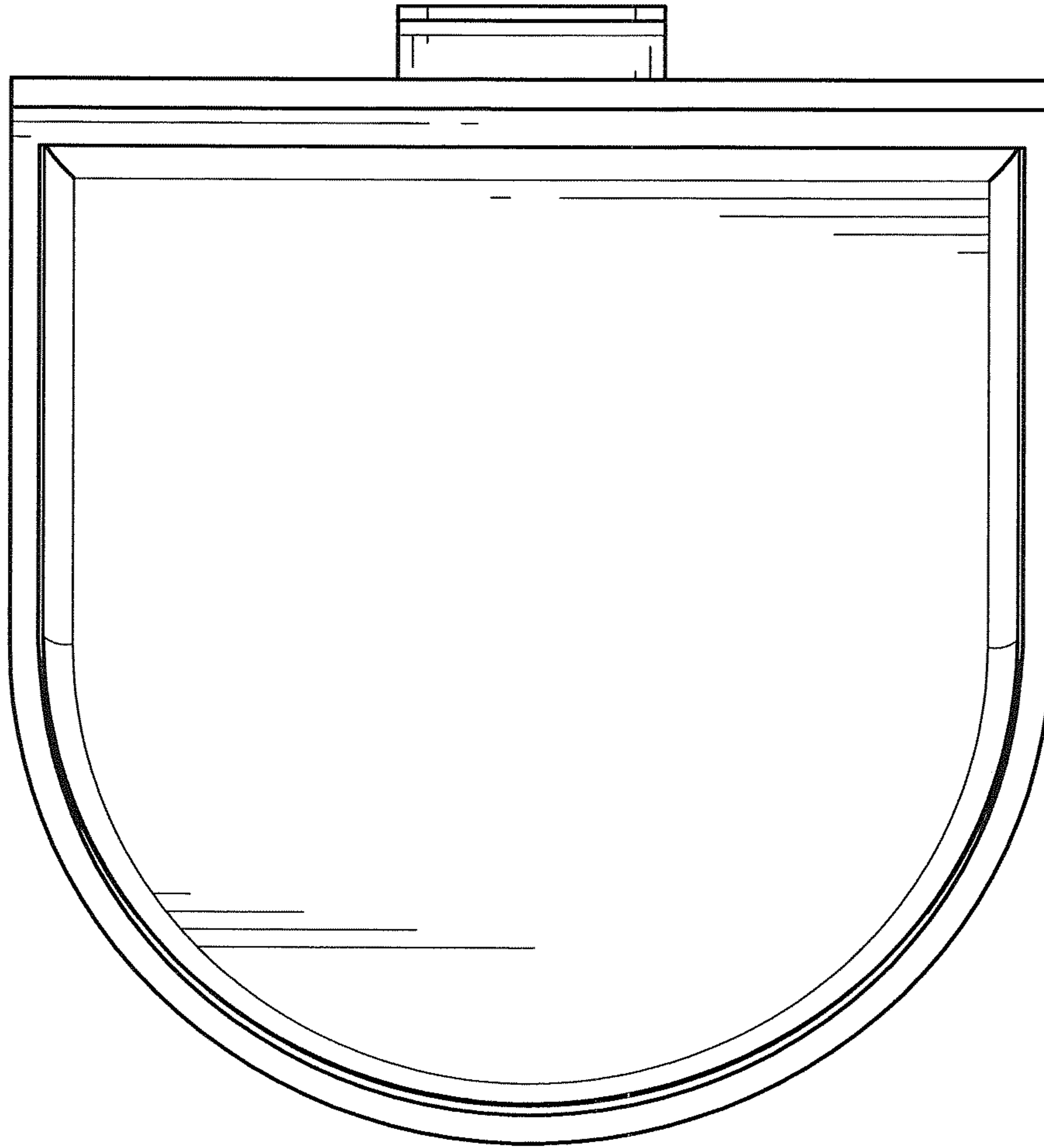


FIG.7



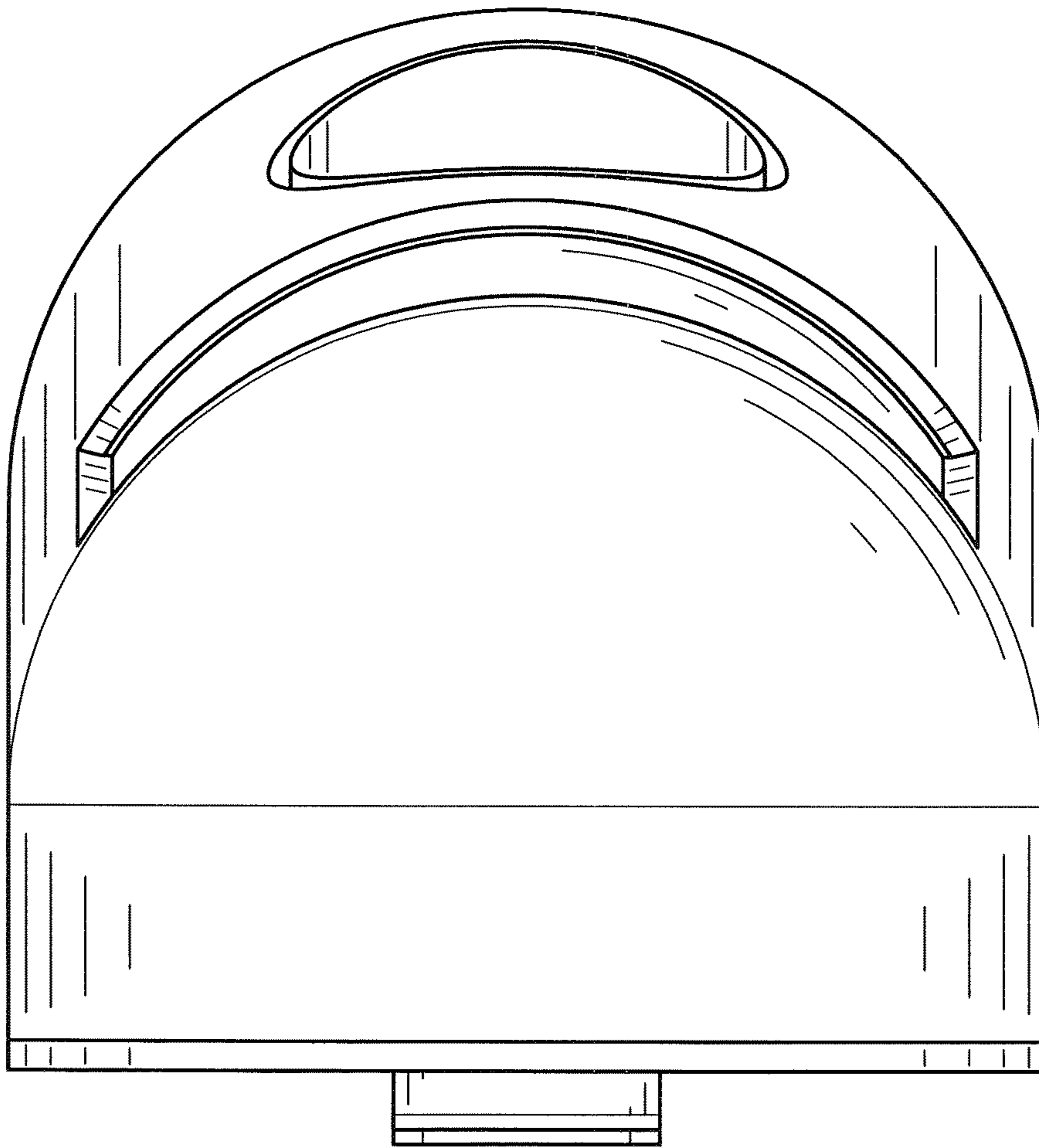


FIG.8